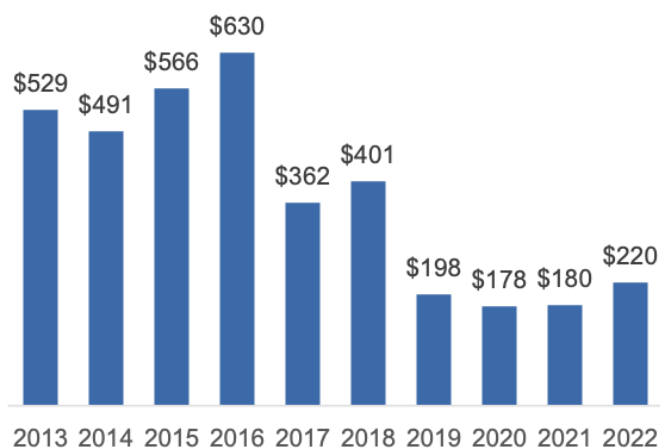


Idaho's Exports to China

Idaho's goods and services exports to China supported 1,880 American jobs in 2021.

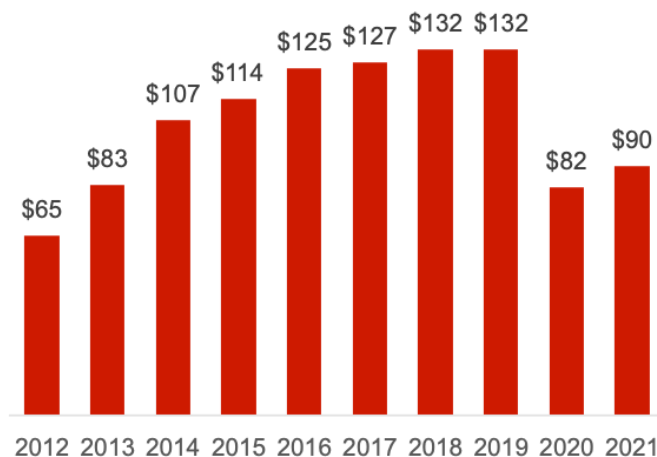
Goods

(\$ million)



Services

(\$ million)



Growth (2021-2022): 22%

Growth (2020-2021): 9%

Top Goods Export Markets, 2022

1. Canada	\$1.6 billion
2. Taiwan	\$447 million
3. Mexico	\$225 million
4. China	\$220 million
5. Japan	\$201 million

Top Services Export Markets, 2021

1. Ireland	\$181 million
2. Switzerland	\$150 million
3. Canada	\$132 million
4. United Kingdom	\$107 million
5. China	\$90 million

Top Goods Exports to China, 2022

1. Dairy products	\$70 million
2. Misc. crops	\$29 million
3. Oilseeds & grains	\$28 million
4. Semiconductors & components	\$19 million
5. Navigational & meas. instruments	\$16 million

Top Services Exports to China, 2021

1. Royalties from industrial processes	\$24 million
2. Education	\$21 million
3. Misc. personal & recreational	\$8.6 million
4. Misc. business, prof. & tech. services	\$8.0 million
5. Trademark royalties	\$6.8 million

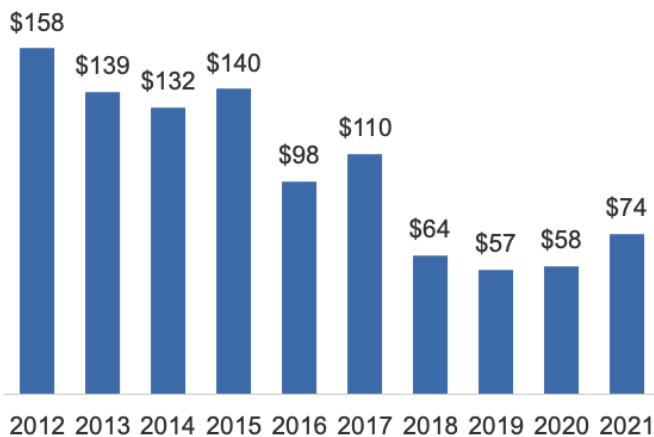
5% of Idaho's global goods exports went to China in 2022

6% of Idaho's global services exports went to China in 2021

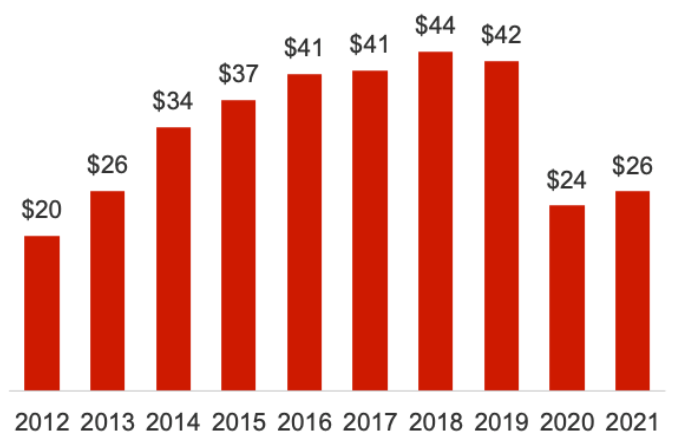
Idaho's 1st District Exports to China

Idaho's 1st District goods and services exports to China supported 630 American jobs in 2021.

Goods (\$ million)



Services (\$ million)



Growth (2021-2022): 26%

Growth (2020-2021): 8%

Top Goods Export Markets, 2022

1. Canada	\$789 million
2. Taiwan	\$126 million
3. Singapore	\$83 million
4. Japan	\$82 million
5. China	\$74 million

Top Services Export Markets, 2021

1. Canada	\$73 million
2. United Kingdom	\$31 million
3. Ireland	\$30 million
4. Switzerland	\$27 million
6. China	\$26 million

Top Goods Exports to China, 2022

1. Dairy products	\$18 million
2. Misc. crops	\$12 million
3. Oilseeds & grains	\$9.3 million
4. Meat products	\$5.7 million
5. Semiconductors & components	\$5.2 million

Top Services Exports to China, 2021

1. Education	\$6.5 million
2. Misc. personal & recreational	\$4.0 million
3. Royalties from industrial processes	\$3.8 million
4. Equip. installation & maintenance	\$2.4 million
5. Trademark royalties	\$2.3 million

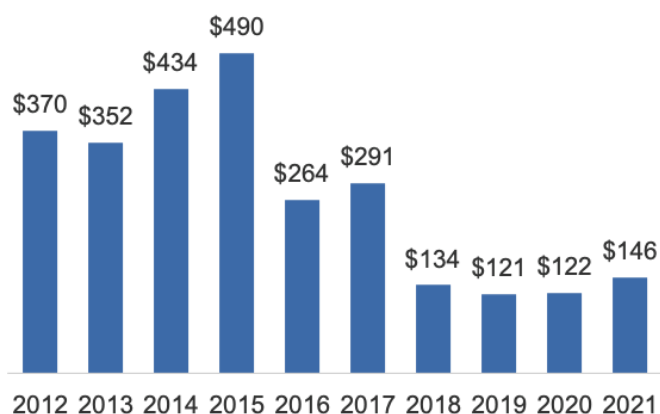
4% of ID-1 global goods exports went to China in 2022

6% of ID-1 global services exports went to China in 2021

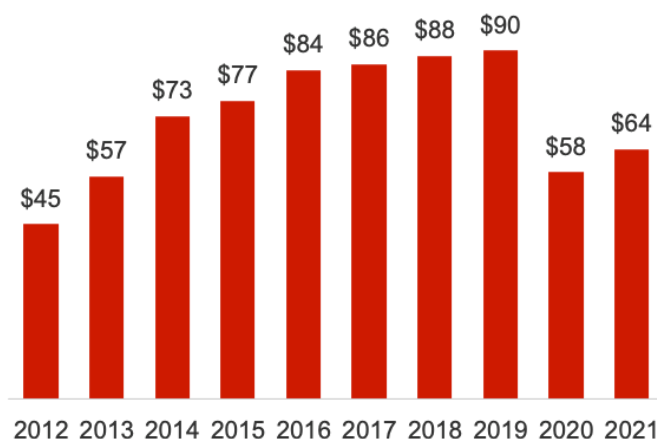
Idaho's 2nd District Exports to China

Idaho's 2nd District goods and services exports to China supported 1,250 American jobs in 2021.

Goods (\$ million)



Services (\$ million)



Growth (2021-2022): 20%

Growth (2020-2021): 10%

Top Goods Export Markets, 2022

1. Canada	\$798 million
2. Taiwan	\$321 million
3. Mexico	\$160 million
4. China	\$146 million
5. Malaysia	\$136 million

Top Services Export Markets, 2021

1. Ireland	\$150 million
2. Switzerland	\$123 million
3. United Kingdom	\$76 million
4. Singapore	\$72 million
5. China	\$64 million

Top Goods Exports to China, 2022

1. Dairy products	\$52 million
2. Oilseeds & grains	\$19 million
3. Misc. crops	\$17 million
4. Semiconductors & components	\$14 million
5. Navigational & meas. instruments	\$13 million

Top Services Exports to China, 2021

1. Royalties from industrial processes	\$20 million
2. Education	\$15 million
3. Misc. business, prof. & tech. services	\$5.7 million
4. Misc. personal & recreational	\$4.6 million
5. Trademark royalties	\$4.5 million

6% of ID-2 global goods exports went to China in 2022

6% of ID-2 global services exports went to China in 2021