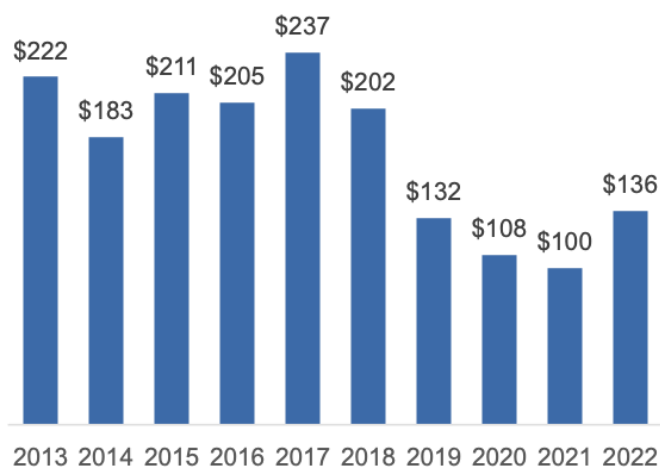


# Maine's Exports to China

*Maine's goods and services exports to China supported 1,080 American jobs in 2021.*

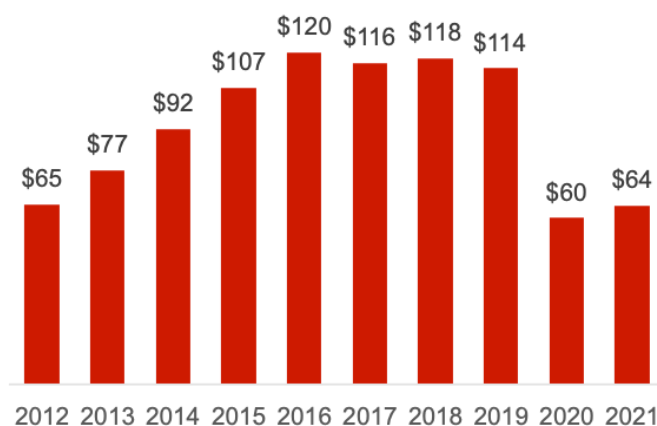
## Goods

(\$ million)



## Services

(\$ million)



Growth (2021-2022): 37%

Growth (2020-2021): 8%

### Top Goods Export Markets, 2022

1. Canada	\$1.5 billion
2. China	\$136 million
3. Algeria	\$114 million
4. Malaysia	\$113 million
5. Netherlands	\$90 million

### Top Services Export Markets, 2021

1. Canada	\$159 million
2. United Kingdom	\$115 million
3. Ireland	\$89 million
4. Mexico	\$78 million
5. China	\$64 million

### Top Goods Exports to China, 2022

1. Marine products	\$71 million
2. Misc. foods	\$12 million
3. Converted paper products	\$11 million
4. Aerospace products & parts	\$7.8 million
5. Pharmaceuticals & medicines	\$6.5 million

### Top Services Exports to China, 2021

1. Education	\$20 million
2. Misc. personal & recreational	\$9.0 million
3. Trademark royalties	\$5.8 million
4. Equip. installation & maintenance	\$5.1 million
5. Misc. business, prof. & tech. services	\$4.0 million

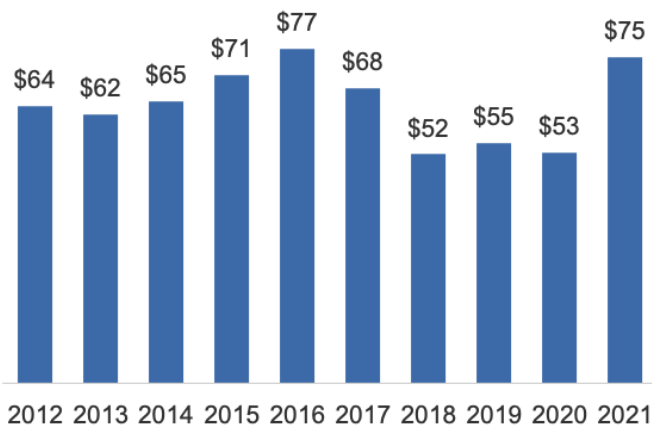
*5% of Maine's global goods exports went to China in 2022*

*5% of Maine's global services exports went to China in 2021*

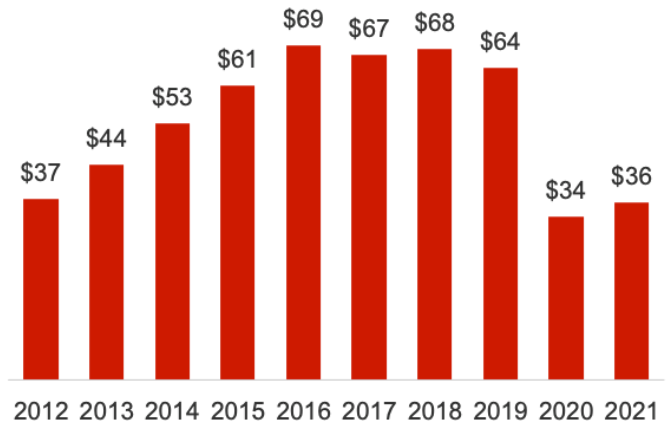
# Maine's 1<sup>st</sup> District Exports to China

*Maine's 1<sup>st</sup> District goods and services exports to China supported 570 American jobs in 2021.*

## Goods (\$ million)



## Services (\$ million)



Growth (2021-2022): 41%

Growth (2020-2021): 8%

### Top Goods Export Markets, 2022

1. Canada	\$539 million
2. Algeria	\$94 million
3. Malaysia	\$77 million
4. China	\$75 million
5. Netherlands	\$59 million

### Top Services Export Markets, 2021

1. Canada	\$76 million
2. United Kingdom	\$73 million
3. Ireland	\$59 million
4. Mexico	\$47 million
7. China	\$36 million

### Top Goods Exports to China, 2022

1. Marine products	\$59 million
2. Aerospace products & parts	\$6.4 million
3. Pharmaceuticals & medicines	\$6.3 million
4. Converted paper products	\$4.8 million
5. Semiconductors & components	\$4.3 million

### Top Services Exports to China, 2021

1. Education	\$8.4 million
2. Misc. personal & recreational	\$5.4 million
3. Equip. installation & maintenance	\$3.3 million
4. Trademark royalties	\$3.3 million
5. Misc. business, prof. & tech. services	\$2.4 million

*5% of ME-1 global goods exports went to China in 2022*

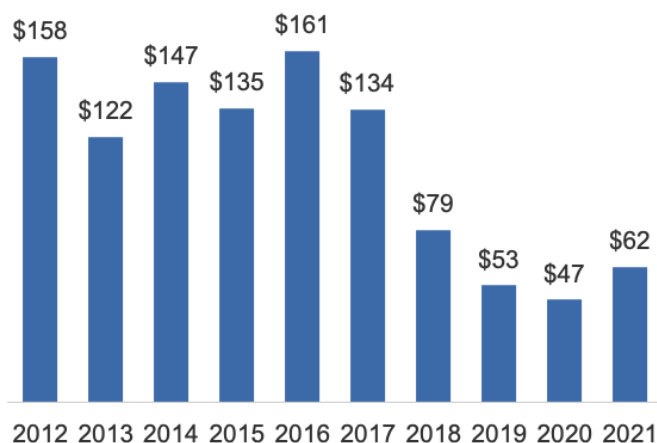
*5% of ME-1 global services exports went to China in 2021*

# Maine's 2<sup>nd</sup> District Exports to China

*Maine's 2<sup>nd</sup> District goods and services exports to China supported 510 American jobs in 2021.*

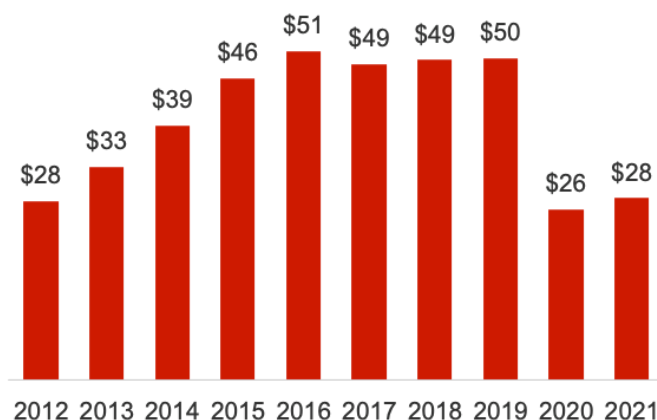
## Goods

(\$ million)



## Services

(\$ million)



Growth (2021-2022): 32%

Growth (2020-2021): 7%

### Top Goods Export Markets, 2022

1. Canada	\$809 million
2. China	\$62 million
3. Mexico	\$47 million
4. Malaysia	\$36 million
5. Japan	\$32 million

### Top Services Export Markets, 2021

1. Canada	\$83 million
2. United Kingdom	\$42 million
3. Mexico	\$32 million
4. Ireland	\$30 million
5. China	\$28 million

### Top Goods Exports to China, 2022

1. Marine products	\$52 million
2. Misc. foods	\$7.2 million
3. Converted paper products	\$6.5 million
4. Sawmill & wood products	\$2.2 million
5. Semiconductors & components	\$1.8 million

### Top Services Exports to China, 2021

1. Education	\$12 million
2. Misc. personal & recreational	\$3.6 million
3. Trademark royalties	\$2.5 million
4. Equip. installation & maintenance	\$1.8 million
5. Misc. business, prof. & tech. services	\$1.6 million

*4% of ME-2 global goods exports went to China in 2022*

*5% of ME-2 global services exports went to China in 2021*