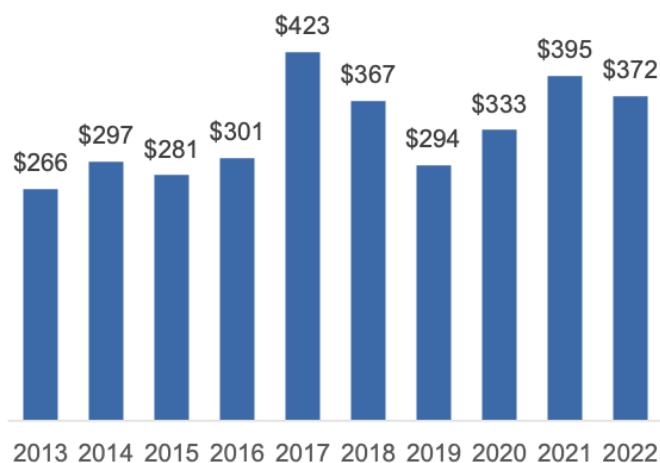


New Hampshire's Exports to China

New Hampshire's goods and services exports to China supported 3,290 American jobs in 2021.

Goods

(\$ million)



Change (2021-2022): -6%

Top Goods Export Markets, 2022

1. Germany	\$1.1 billion
2. Canada	\$1.1 billion
3. Mexico	\$552 million
4. United Arab Emirates	\$416 million
6. China	\$372 million

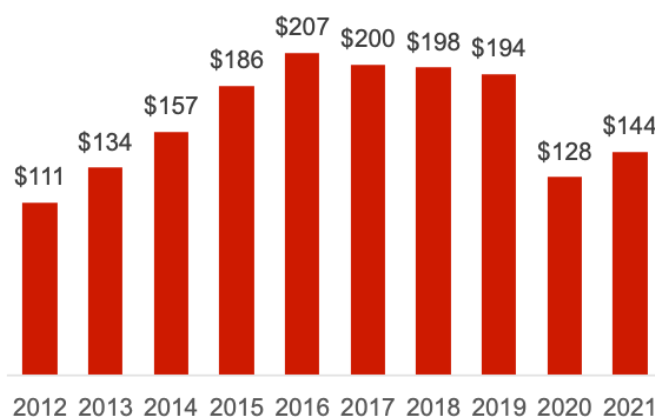
Top Goods Exports to China, 2022

1. Computer equipment	\$58 million
2. Metalworking machinery	\$53 million
3. Semiconductors & components	\$32 million
4. Misc. general purpose machinery	\$24 million
5. Navigational & meas. instruments	\$24 million

5% of New Hampshire's global goods exports went to China in 2022

Services

(\$ million)



Growth (2020-2021): 13%

Top Services Export Markets, 2021

1. Ireland	\$388 million
2. United Kingdom	\$249 million
3. Switzerland	\$221 million
4. Canada	\$210 million
7. China	\$144 million

Top Services Exports to China, 2021

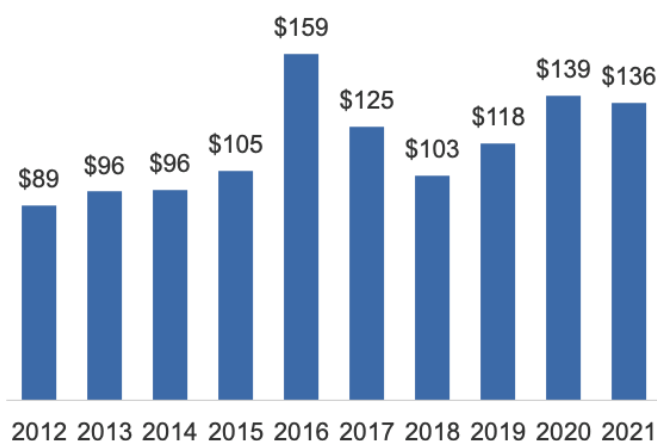
1. Education	\$40 million
2. Royalties from industrial processes	\$21 million
3. Software distribution royalties	\$17 million
4. Misc. personal & recreational	\$9.8 million
5. Trademark royalties	\$7.9 million

5% of New Hampshire's global services exports went to China in 2021

New Hampshire's 1st District Exports to China

New Hampshire's 1st District goods and services exports to China supported 1,210 American jobs in 2021.

Goods (\$ million)



Change (2021-2022): -2%

Top Goods Export Markets, 2022

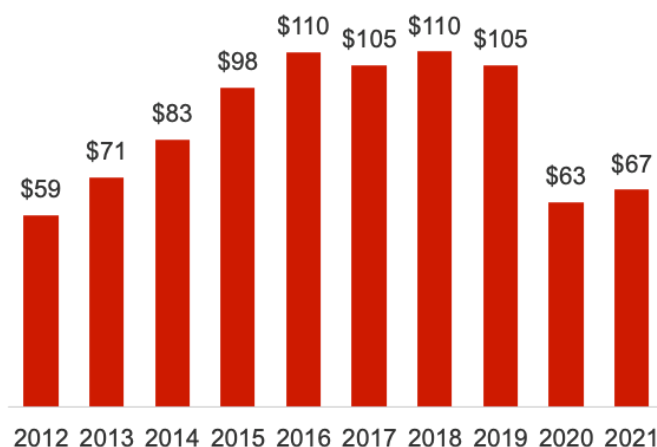
1. Germany	\$591 million
2. Canada	\$511 million
3. Ireland	\$299 million
4. United Arab Emirates	\$261 million
7. China	\$136 million

Top Goods Exports to China, 2022

1. Computer equipment	\$22 million
2. Marine products	\$18 million
3. Semiconductors & components	\$12 million
4. Pharmaceuticals & medicines	\$7.5 million
5. Plastics products	\$7.4 million

4% of NH-1 global goods exports went to China in 2022

Services (\$ million)



Growth (2020-2021): 6%

Top Services Export Markets, 2021

1. Ireland	\$208 million
2. United Kingdom	\$146 million
3. U.K. Caribbean	\$126 million
4. Canada	\$122 million
10. China	\$67 million

Top Services Exports to China, 2021

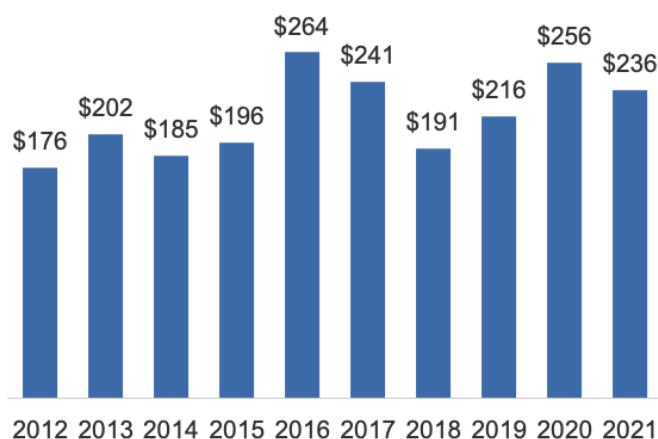
1. Royalties from industrial processes	\$11 million
2. Education	\$9.6 million
3. Software distribution royalties	\$8.6 million
4. Misc. personal & recreational	\$5.5 million
5. Computer software services	\$4.5 million

4% of NH-1 global services exports went to China in 2021

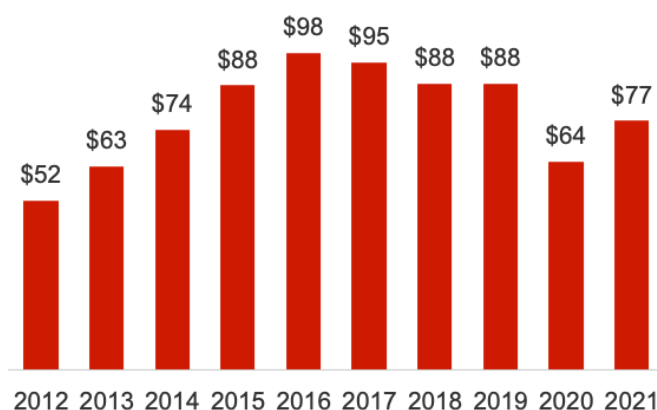
New Hampshire's 2nd District Exports to China

New Hampshire's 2nd District goods and services exports to China supported 2,080 American jobs in 2021.

Goods (\$ million)



Services (\$ million)



Change (2021-2022): -8%

Growth (2020-2021): 20%

Top Goods Export Markets, 2022

1. Canada	\$541 million
2. Germany	\$504 million
3. Mexico	\$314 million
4. China	\$236 million
5. Japan	\$158 million

Top Services Export Markets, 2021

1. Ireland	\$180 million
2. United Kingdom	\$103 million
3. Switzerland	\$101 million
4. Canada	\$88 million
5. China	\$77 million

Top Goods Exports to China, 2022

1. Metalworking machinery	\$49 million
2. Computer equipment	\$36 million
3. Misc. general purpose machinery	\$22 million
4. Semiconductors & components	\$19 million
5. Navigational & meas. instruments	\$17 million

Top Services Exports to China, 2021

1. Education	\$30 million
2. Royalties from industrial processes	\$10 million
3. Software distribution royalties	\$8.0 million
4. Misc. personal & recreational	\$4.5 million
5. Trademark royalties	\$3.5 million

6% of NH-2 global goods exports went to China in 2022

6% of NH-2 global services exports went to China in 2021