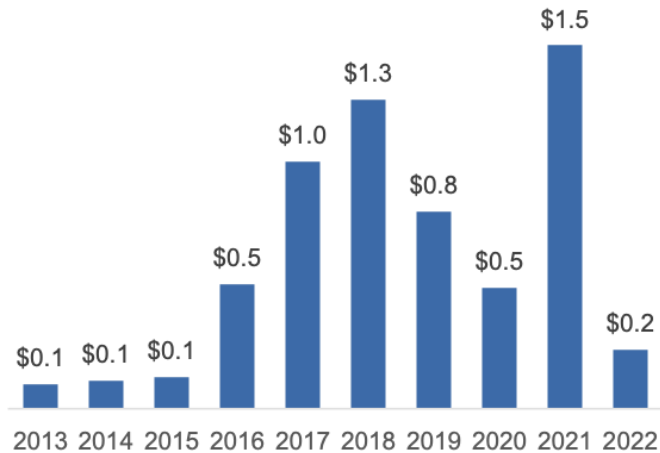


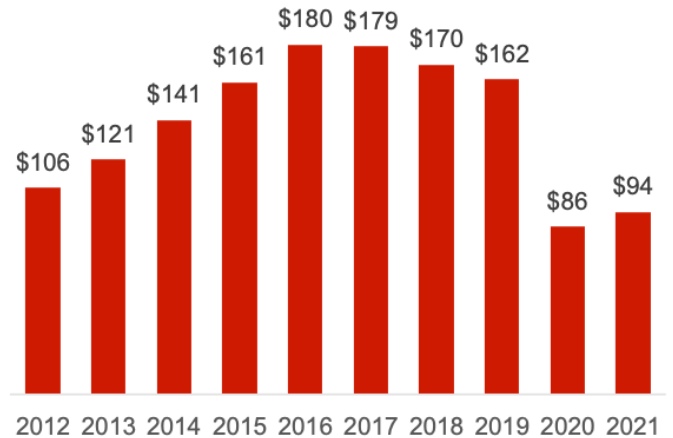
# New Mexico's Exports to China

*New Mexico's goods and services exports to China supported 6,740 American jobs in 2021.*

## Goods (\$ billion)



## Services (\$ million)



Change (2021-2022): -84%

Growth (2020-2021): 9%

### Top Goods Export Markets, 2022

1. Mexico	\$5.1 billion
2. China	\$243 million
3. Canada	\$192 million
4. Korea	\$116 million
5. United Kingdom	\$94 million

### Top Services Export Markets, 2021

1. United Kingdom	\$182 million
2. Ireland	\$176 million
3. Canada	\$117 million
4. Singapore	\$116 million
7. China	\$94 million

### Top Goods Exports to China, 2022

1. Aerospace products & parts	\$58 million
2. Semiconductors & components	\$47 million
3. Medical equipment & supplies	\$30 million
4. Scrap products	\$16 million
5. Oilseeds & grains	\$15 million

### Top Services Exports to China, 2021

1. Audio/visual services	\$21 million
2. Education	\$20 million
3. Trademark royalties	\$8.4 million
4. Misc. personal & recreational	\$7.6 million
5. Misc. business, prof. & tech. services	\$6.1 million

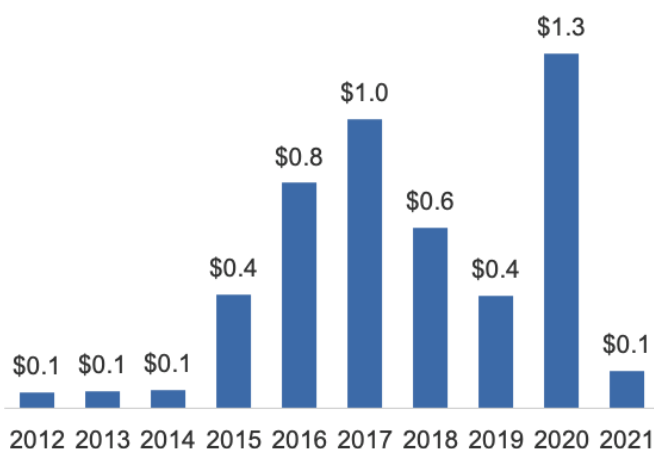
*5% of New Mexico's global goods exports went to China in 2022*

*5% of New Mexico's global services exports went to China in 2021*

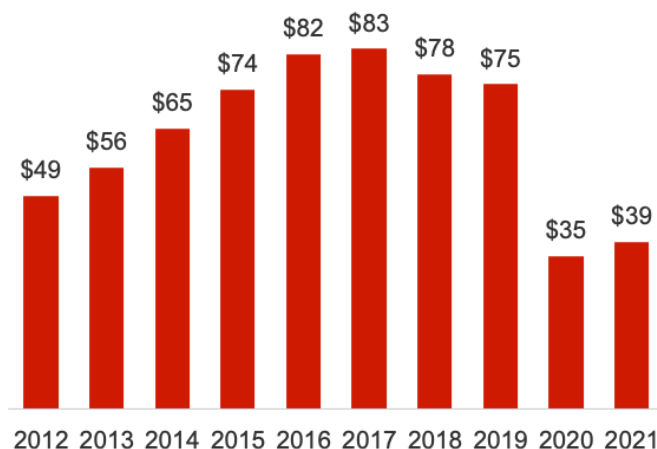
# New Mexico's 1<sup>st</sup> District Exports to China

*New Mexico's 1<sup>st</sup> District goods and services exports to China supported 5,400 American jobs in 2021.*

## Goods (\$ billion)



## Services (\$ million)



Change (2021-2022): -89%

Growth (2020-2021): 9%

### Top Goods Export Markets, 2022

1. Mexico	\$1.9 billion
2. China	\$155 million
3. Canada	\$81 million
4. Taiwan	\$76 million
5. Korea	\$54 million

### Top Services Export Markets, 2021

1. Ireland	\$117 million
2. Singapore	\$75 million
3. United Kingdom	\$73 million
4. Switzerland	\$60 million
8. China	\$39 million

### Top Goods Exports to China, 2022

1. Semiconductors & components	\$45 million
2. Aerospace products & parts	\$30 million
3. Medical equipment & supplies	\$21 million
4. Computer equipment	\$9.0 million
5. Scrap products	\$7.2 million

### Top Services Exports to China, 2021

1. Education	\$10 million
2. Audio/visual services	\$6.1 million
3. Misc. personal & recreational	\$4.2 million
4. Trademark royalties	\$3.6 million
5. Misc. business, prof. & tech. services	\$3.5 million

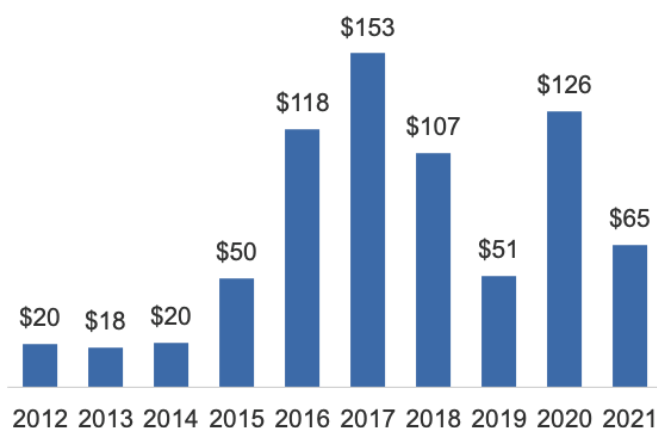
*5% of NM-1 global goods exports went to China in 2022*

*5% of NM-1 global services exports went to China in 2021*

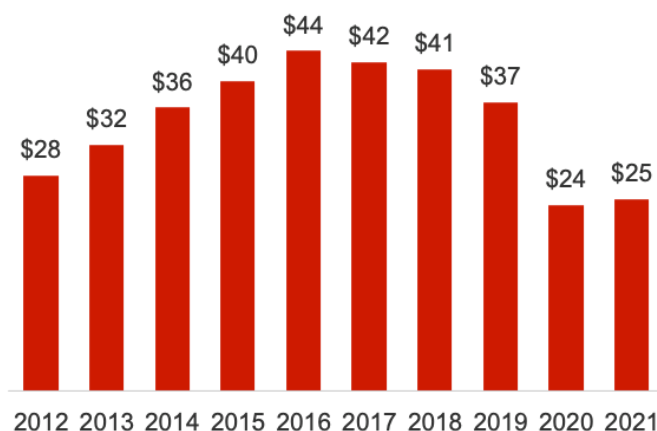
# New Mexico's 2<sup>nd</sup> District Exports to China

*New Mexico's 2<sup>nd</sup> District goods and services exports to China supported 710 American jobs in 2021.*

## Goods (\$ million)



## Services (\$ million)



Change (2021-2022): -48%

Growth (2020-2021): 5%

### Top Goods Export Markets, 2022

1. Mexico	\$638 million
2. Canada	\$73 million
3. China	\$65 million
4. Korea	\$34 million
5. United Kingdom	\$33 million

### Top Services Export Markets, 2021

1. United Kingdom	\$35 million
2. Mexico	\$30 million
3. Canada	\$25 million
4. China	\$25 million
5. India	\$14 million

### Top Goods Exports to China, 2022

1. Aerospace products & parts	\$28 million
2. Pesticides & fertilizers	\$7.4 million
3. Medical equipment & supplies	\$6.9 million
4. Communications equipment	\$3.1 million
5. Misc. crops	\$2.6 million

### Top Services Exports to China, 2021

1. Education	\$7.2 million
2. Audio/visual services	\$4.3 million
3. Operational leasing	\$2.1 million
4. Trademark royalties	\$2.0 million
5. Equip. installation & maintenance	\$1.8 million

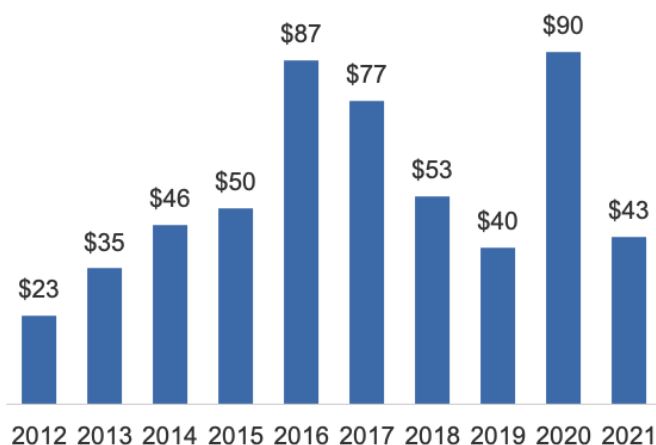
*6% of NM-2 global goods exports went to China in 2022*

*8% of NM-2 global services exports went to China in 2021*

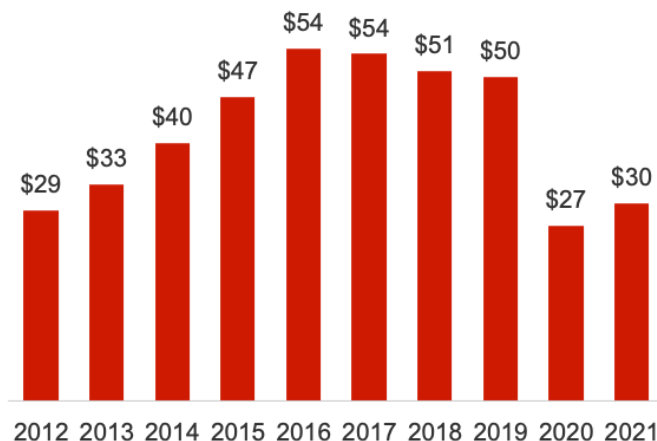
# New Mexico's 3<sup>rd</sup> District Exports to China

*New Mexico's 3<sup>rd</sup> District goods and services exports to China supported 630 American jobs in 2021.*

## Goods (\$ million)



## Services (\$ million)



Change (2021-2022): -53%

Growth (2020-2021): 13%

### Top Goods Export Markets, 2022

1. Mexico	\$568 million
2. China	\$45 million
3. Canada	\$37 million
4. Korea	\$28 million
5. Egypt	\$16 million

### Top Services Export Markets, 2021

1. United Kingdom	\$74 million
2. Ireland	\$47 million
3. Canada	\$45 million
4. Mexico	\$40 million
5. China	\$30 million

### Top Goods Exports to China, 2022

1. Oilseeds & grains	\$12 million
2. Scrap products	\$8.1 million
3. Misc. crops	\$4.8 million
4. Dairy products	\$3.7 million
5. Pesticides & fertilizers	\$2.5 million

### Top Services Exports to China, 2021

1. Audio/visual services	\$10 million
2. Equip. installation & maintenance	\$5.1 million
3. Trademark royalties	\$2.8 million
4. Misc. personal & recreational	\$2.6 million
5. Education	\$2.2 million

*5% of NM-3 global goods exports went to China in 2022*

*5% of NM-3 global services exports went to China in 2021*