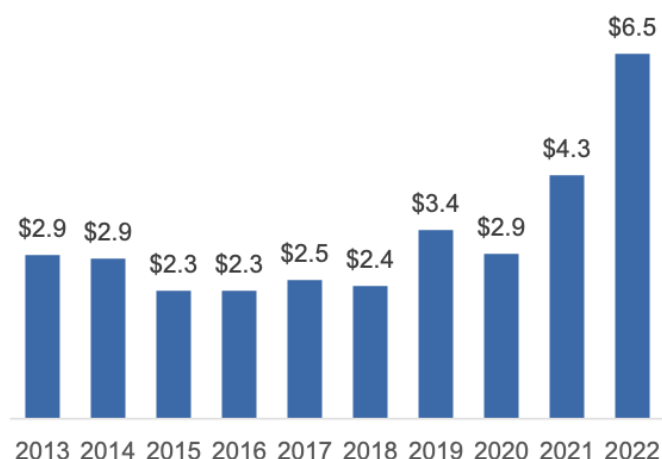


North Carolina's Exports to China

North Carolina's goods and services exports to China supported 27,480 American jobs in 2021.

Goods

(\$ billion)



Growth (2021-2022): 50%

Top Goods Export Markets, 2022

1. Canada	\$7.4 billion
2. China	\$6.5 billion
3. Mexico	\$5.2 billion
4. France	\$1.7 billion
5. Japan	\$1.1 billion

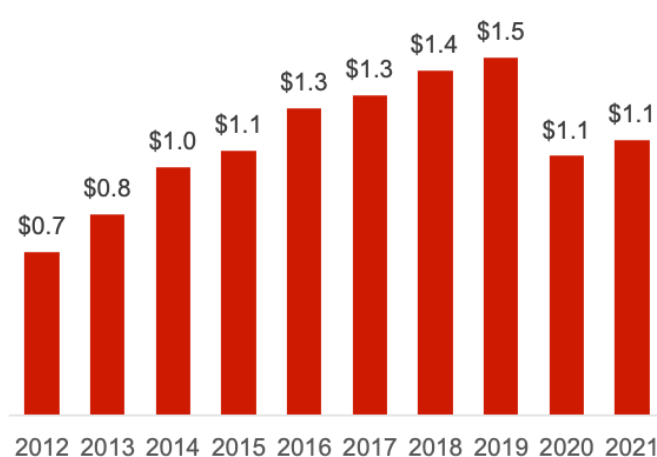
Top Goods Exports to China, 2022

1. Pharmaceuticals & medicines	\$4.1 billion
2. Oilseeds & grains	\$343 million
3. Semiconductors & components	\$235 million
4. Pulp & paperboard mill products	\$194 million
5. Nonmetallic minerals	\$147 million

16% of North Carolina's global goods exports went to China in 2022

Services

(\$ billion)



Growth (2020-2021): 6%

Top Services Export Markets, 2021

1. Ireland	\$2.9 billion
2. United Kingdom	\$2.1 billion
3. Switzerland	\$2.0 billion
4. Canada	\$1.4 billion
6. China	\$1.1 billion

Top Services Exports to China, 2021

1. Royalties from industrial processes	\$264 million
2. Education	\$216 million
3. Misc. financial services	\$137 million
4. Credit-related services	\$90 million
5. Software distribution royalties	\$77 million

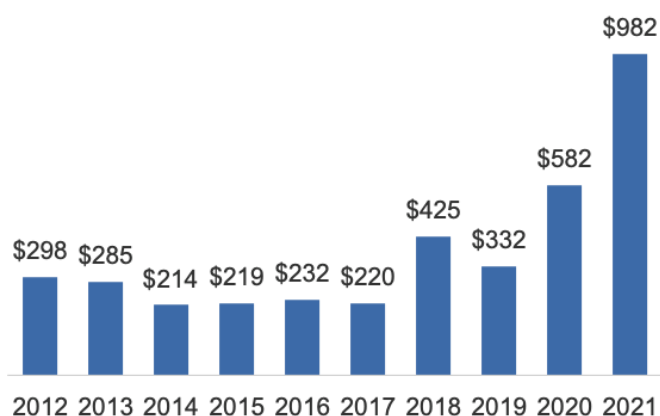
5% of North Carolina's global services exports went to China in 2021

North Carolina's 1st District Exports to China

North Carolina's 1st District goods and services exports to China supported 2,990 American jobs in 2021.

Goods

(\$ million)



Growth (2021-2022): 69%

Top Goods Export Markets, 2022

1. China	\$982 million
2. Canada	\$732 million
3. Mexico	\$384 million
4. France	\$147 million
5. Netherlands	\$133 million

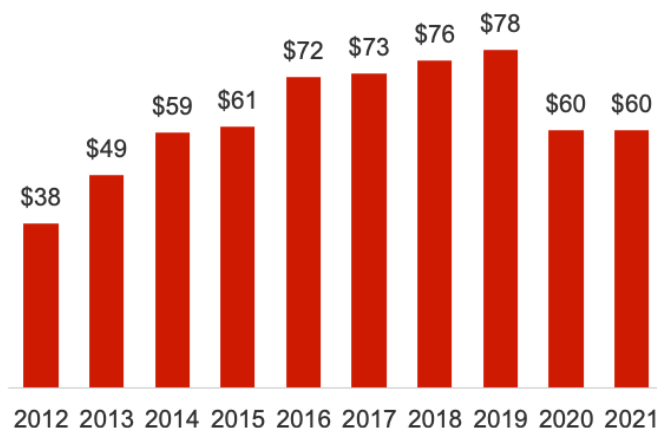
Top Goods Exports to China, 2022

1. Pharmaceuticals & medicines	\$756 million
2. Oilseeds & grains	\$77 million
3. Pulp & paperboard mill products	\$19 million
4. Misc. general purpose machinery	\$17 million
5. Sawmill & wood products	\$13 million

24% of NC-1 global goods exports went to China in 2022

Services

(\$ million)



Growth (2020-2021): 0%

Top Services Export Markets, 2021

1. Ireland	\$178 million
2. Switzerland	\$152 million
3. United Kingdom	\$102 million
4. Singapore	\$76 million
6. China	\$60 million

Top Services Exports to China, 2021

1. Royalties from industrial processes	\$26 million
2. Misc. financial services	\$6.3 million
3. Credit-related services	\$6.1 million
4. Education	\$3.9 million
5. Trademark royalties	\$3.2 million

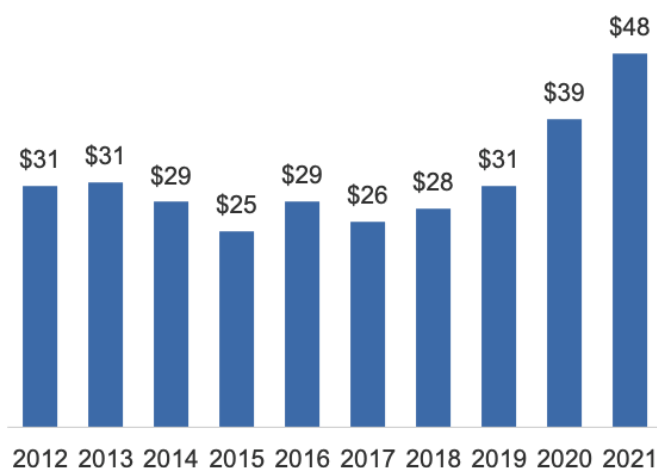
5% of NC-1 global services exports went to China in 2021

North Carolina's 2nd District Exports to China

North Carolina's 2nd District goods and services exports to China supported 1,250 American jobs in 2021.

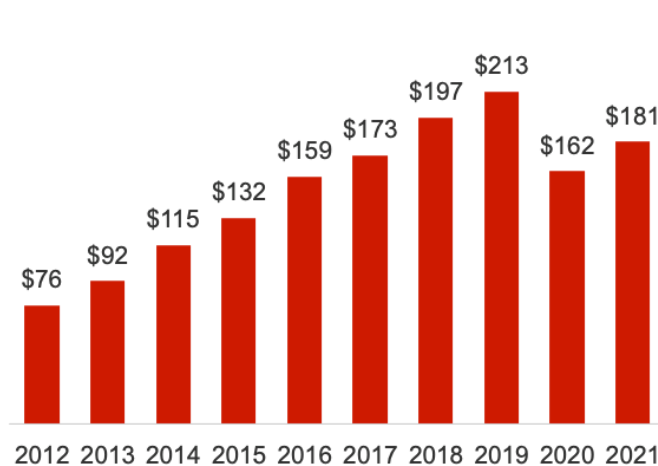
Goods

(\$ million)



Services

(\$ million)



Growth (2021-2022): 21%

Growth (2020-2021): 12%

Top Goods Export Markets, 2022

1. Canada	\$134 million
2. Mexico	\$68 million
3. Netherlands	\$48 million
4. China	\$48 million
5. Germany	\$23 million

Top Services Export Markets, 2021

1. Ireland	\$617 million
2. United Kingdom	\$324 million
3. Switzerland	\$309 million
4. Canada	\$237 million
8. China	\$181 million

Top Goods Exports to China, 2022

1. Communications equipment	\$11 million
2. Navigational & meas. instruments	\$9.5 million
3. Pharmaceuticals & medicines	\$9.1 million
4. Nonmetallic minerals	\$6.6 million
5. Electrical equipment	\$6.6 million

Top Services Exports to China, 2021

1. Education	\$41 million
2. Software distribution royalties	\$37 million
3. Royalties from industrial processes	\$28 million
4. Misc. financial services	\$18 million
5. Business mgmt. & consulting	\$8.8 million

*8% of NC-2 global goods exports
went to China in 2022*

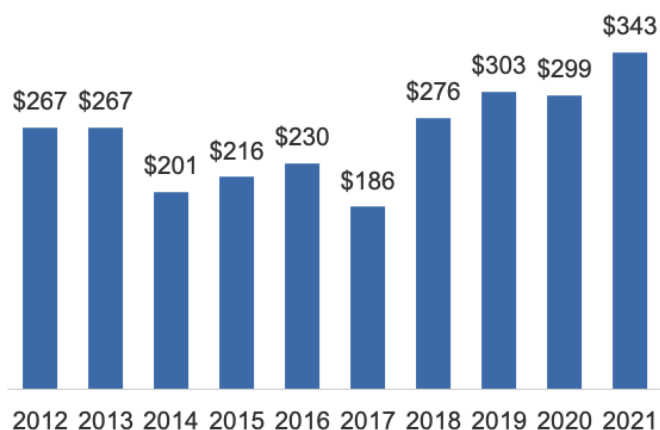
*5% of NC-2 global services
exports went to China in 2021*

North Carolina's 3rd District Exports to China

North Carolina's 3rd District goods and services exports to China supported 2,100 American jobs in 2021.

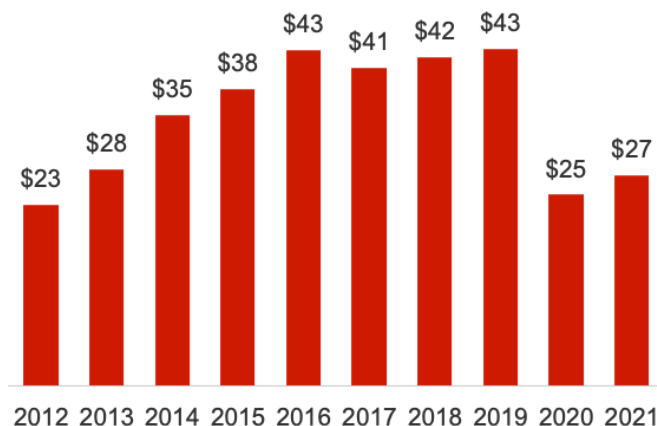
Goods

(\$ million)



Services

(\$ million)



Growth (2021-2022): 15%

Growth (2020-2021): 10%

Top Goods Export Markets, 2022

1. Canada	\$357 million
2. China	\$343 million
3. Mexico	\$205 million
4. Korea	\$88 million
5. Japan	\$77 million

Top Services Export Markets, 2021

1. Ireland	\$75 million
2. Switzerland	\$56 million
3. United Kingdom	\$51 million
4. Canada	\$37 million
8. China	\$27 million

Top Goods Exports to China, 2022

1. Pharmaceuticals & medicines	\$119 million
2. Oilseeds & grains	\$72 million
3. Meat products	\$44 million
4. Nonmetallic minerals	\$26 million
5. Pulp & paperboard mill products	\$22 million

Top Services Exports to China, 2021

1. Royalties from industrial processes	\$6.2 million
2. Credit-related services	\$3.9 million
3. Trademark royalties	\$3.3 million
4. Misc. business, prof. & tech. services	\$3.1 million
5. Business mgmt. & consulting	\$2.3 million

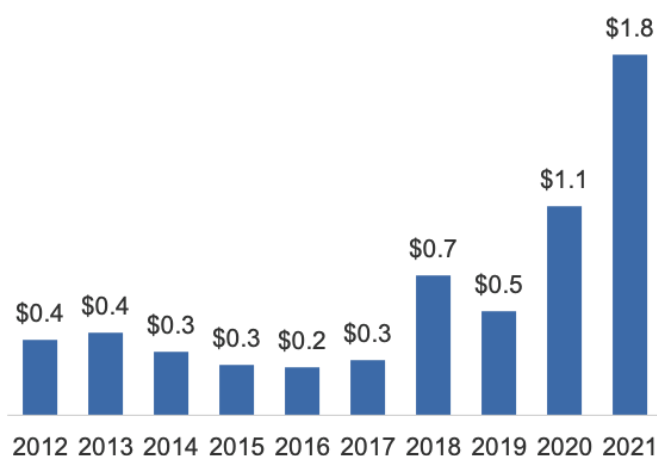
17% of NC-3 global goods exports went to China in 2022

4% of NC-3 global services exports went to China in 2021

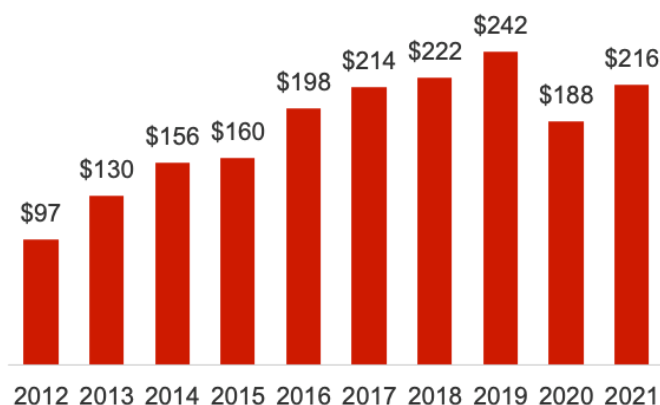
North Carolina's 4th District Exports to China

North Carolina's 4th District goods and services exports to China supported 5,410 American jobs in 2021.

Goods (\$ billion)



Services (\$ million)



Growth (2021-2022): 72%

Growth (2020-2021): 15%

Top Goods Export Markets, 2022

1. China	\$1.8 billion
2. Canada	\$1.0 billion
3. Mexico	\$437 million
4. France	\$321 million
5. Malaysia	\$252 million

Top Services Export Markets, 2021

1. Ireland	\$559 million
2. Switzerland	\$414 million
3. Singapore	\$245 million
4. China	\$216 million
5. United Kingdom	\$147 million

Top Goods Exports to China, 2022

1. Pharmaceuticals & medicines	\$1.5 billion
2. Semiconductors & components	\$163 million
3. Computer equipment	\$19 million
4. Nonferrous metal products	\$13 million
5. Misc. crops	\$8.6 million

Top Services Exports to China, 2021

1. Education	\$107 million
2. Royalties from industrial processes	\$71 million
3. Software distribution royalties	\$9.2 million
4. R&D and testing services	\$5.2 million
5. Trademark royalties	\$4.6 million

27% of NC-4 global goods exports went to China in 2022

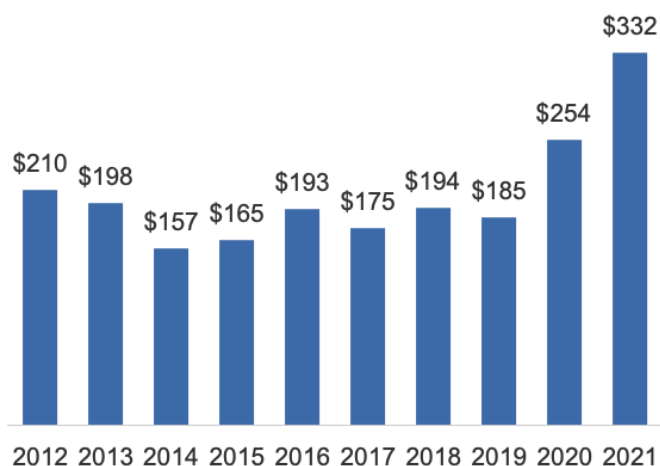
7% of NC-4 global services exports went to China in 2021

North Carolina's 5th District Exports to China

North Carolina's 5th District goods and services exports to China supported 1,950 American jobs in 2021.

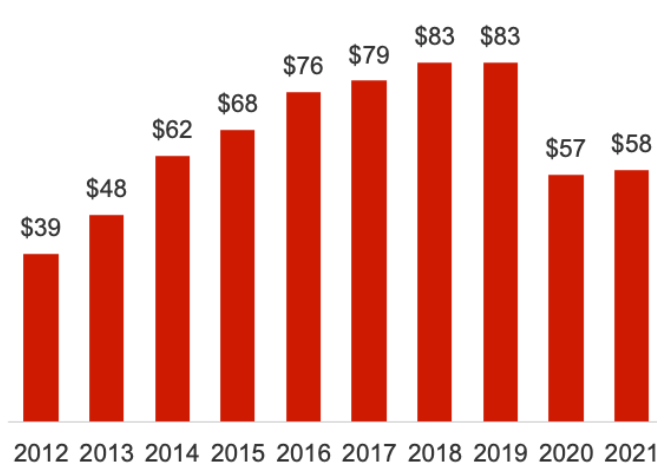
Goods

(\$ million)



Services

(\$ million)



Growth (2021-2022): 31%

Growth (2020-2021): 2%

Top Goods Export Markets, 2022

1. Canada	\$496 million
2. China	\$332 million
3. Mexico	\$294 million
4. Honduras	\$180 million
5. France	\$137 million

Top Services Export Markets, 2021

1. United Kingdom	\$102 million
2. Ireland	\$79 million
3. Switzerland	\$64 million
4. Canada	\$62 million
5. China	\$58 million

Top Goods Exports to China, 2022

1. Pharmaceuticals & medicines	\$148 million
2. Oilseeds & grains	\$32 million
3. Misc. crops	\$28 million
4. Plastics products	\$18 million
5. Meat products	\$13 million

Top Services Exports to China, 2021

1. Education	\$20 million
2. Misc. financial services	\$9.2 million
3. Royalties from industrial processes	\$9.0 million
4. Misc. business, prof. & tech. services	\$3.6 million
5. Trademark royalties	\$3.6 million

13% of NC-5 global goods exports went to China in 2022

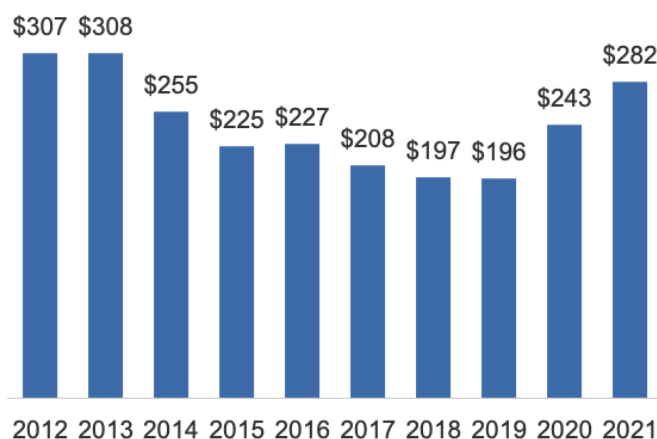
6% of NC-5 global services exports went to China in 2021

North Carolina's 6th District Exports to China

North Carolina's 6th District goods and services exports to China supported 1,440 American jobs in 2021.

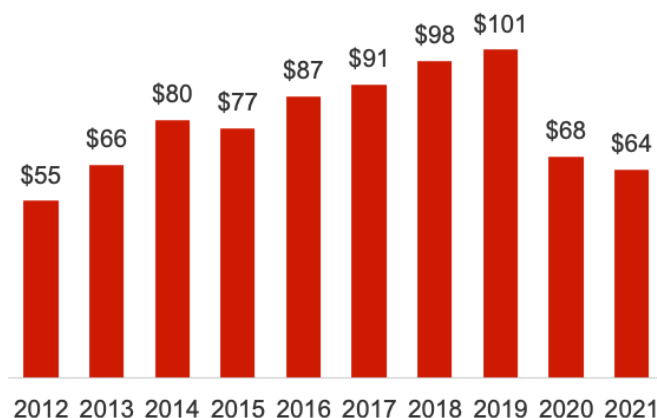
Goods

(\$ million)



Services

(\$ million)



Growth (2021-2022): 16%

Change (2020-2021): -6%

Top Goods Export Markets, 2022

1. Mexico	\$655 million
2. Canada	\$652 million
3. China	\$282 million
4. France	\$231 million
5. Honduras	\$152 million

Top Services Export Markets, 2021

1. Switzerland	\$142 million
2. Ireland	\$135 million
3. United Kingdom	\$88 million
4. Canada	\$70 million
5. China	\$64 million

Top Goods Exports to China, 2022

1. Pharmaceuticals & medicines	\$73 million
2. Semiconductors & components	\$67 million
3. Basic chemicals	\$20 million
4. Misc. general purpose machinery	\$17 million
5. Resins & synthetic fibers	\$11 million

Top Services Exports to China, 2021

1. Royalties from industrial processes	\$30 million
2. Education	\$5.7 million
3. Misc. financial services	\$5.3 million
4. Misc. business, prof. & tech. services	\$5.2 million
5. Trademark royalties	\$4.0 million

7% of NC-6 global goods exports went to China in 2022

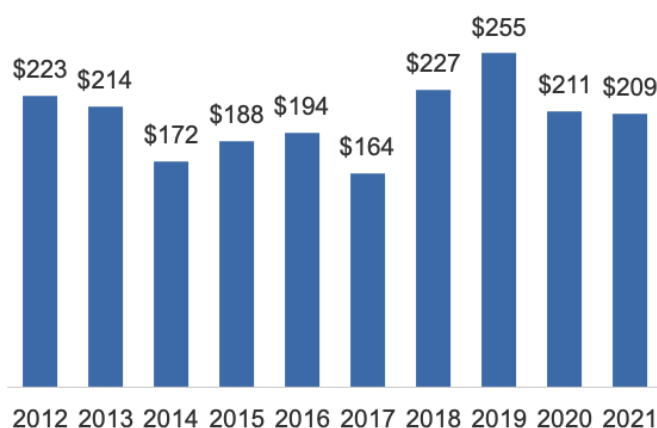
6% of NC-6 global services exports went to China in 2021

North Carolina's 7th District Exports to China

North Carolina's 7th District goods and services exports to China supported 1,690 American jobs in 2021.

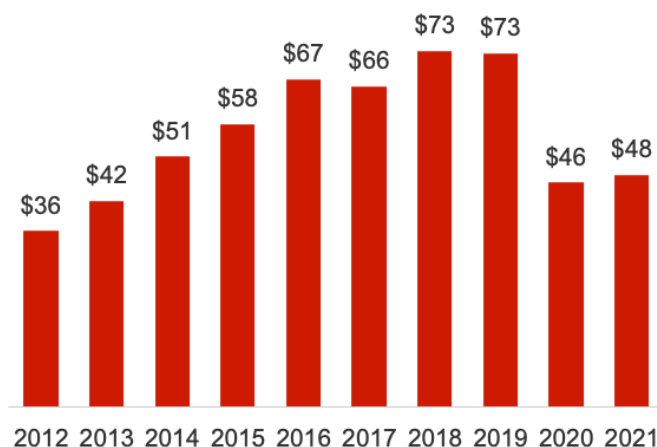
Goods

(\$ million)



Services

(\$ million)



Change (2021-2022): -1%

Growth (2020-2021): 3%

Top Goods Export Markets, 2022

1. Mexico	\$391 million
2. Canada	\$247 million
3. China	\$209 million
4. France	\$95 million
5. Japan	\$92 million

Top Services Export Markets, 2021

1. Ireland	\$121 million
2. Switzerland	\$89 million
3. United Kingdom	\$86 million
4. Germany	\$53 million
7. China	\$48 million

Top Goods Exports to China, 2022

1. Meat products	\$44 million
2. Oilseeds & grains	\$42 million
3. Pharmaceuticals & medicines	\$29 million
4. Pulp & paperboard mill products	\$22 million
5. Basic chemicals	\$20 million

Top Services Exports to China, 2021

1. Royalties from industrial processes	\$6.9 million
2. Ocean freight & port services	\$5.5 million
3. Misc. financial services	\$5.1 million
4. Credit-related services	\$4.9 million
5. Education	\$4.4 million

*11% of NC-7 global goods exports
went to China in 2022*

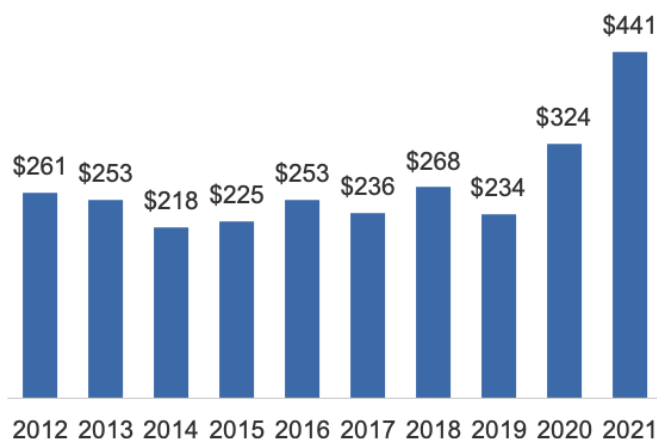
*5% of NC-7 global services
exports went to China in 2021*

North Carolina's 8th District Exports to China

North Carolina's 8th District goods and services exports to China supported 1,910 American jobs in 2021.

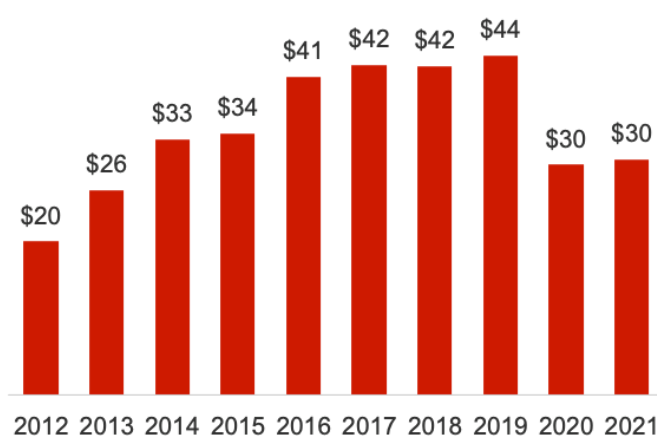
Goods

(\$ million)



Services

(\$ million)



Growth (2021-2022): 36%

Growth (2020-2021): 2%

Top Goods Export Markets, 2022

1. Canada	\$547 million
2. China	\$441 million
3. Mexico	\$370 million
4. Singapore	\$183 million
5. United Kingdom	\$119 million

Top Services Export Markets, 2021

1. Ireland	\$68 million
2. Switzerland	\$67 million
3. United Kingdom	\$35 million
4. China	\$30 million
5. Singapore	\$26 million

Top Goods Exports to China, 2022

1. Pharmaceuticals & medicines	\$197 million
2. Nonferrous metal products	\$32 million
3. Oilseeds & grains	\$31 million
4. Nonmetallic minerals	\$31 million
5. Pulp & paperboard mill products	\$24 million

Top Services Exports to China, 2021

1. Royalties from industrial processes	\$14 million
2. Education	\$2.8 million
3. Equip. installation & maintenance	\$2.4 million
4. Trademark royalties	\$2.2 million
5. Misc. business, prof. & tech. services	\$2.2 million

15% of NC-8 global goods exports went to China in 2022

6% of NC-8 global services exports went to China in 2021

North Carolina's 9th District Exports to China

North Carolina's 9th District goods and services exports to China supported 1,370 American jobs in 2021.

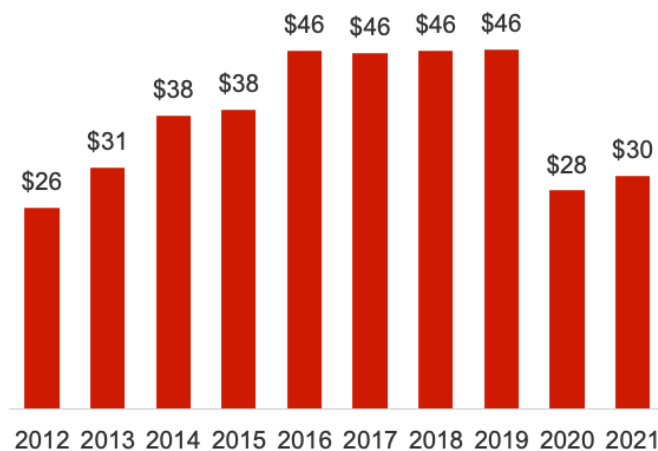
Goods

(\$ million)



Services

(\$ million)



Growth (2021-2022): 55%

Growth (2020-2021): 7%

Top Goods Export Markets, 2022

1. Canada	\$517 million
2. China	\$382 million
3. Mexico	\$357 million
4. France	\$116 million
5. Honduras	\$113 million

Top Services Export Markets, 2021

1. Ireland	\$104 million
2. Switzerland	\$76 million
3. United Kingdom	\$49 million
4. Singapore	\$39 million
8. China	\$30 million

Top Goods Exports to China, 2022

1. Pharmaceuticals & medicines	\$231 million
2. Resins & synthetic fibers	\$17 million
3. Plastics products	\$17 million
4. Oilseeds & grains	\$17 million
5. Nonmetallic minerals	\$11 million

Top Services Exports to China, 2021

1. Royalties from industrial processes	\$11 million
2. Misc. business, prof. & tech. services	\$3.1 million
3. Credit-related services	\$2.6 million
4. Business mgmt. & consulting	\$2.3 million
5. Trademark royalties	\$2.3 million

14% of NC-9 global goods exports went to China in 2022

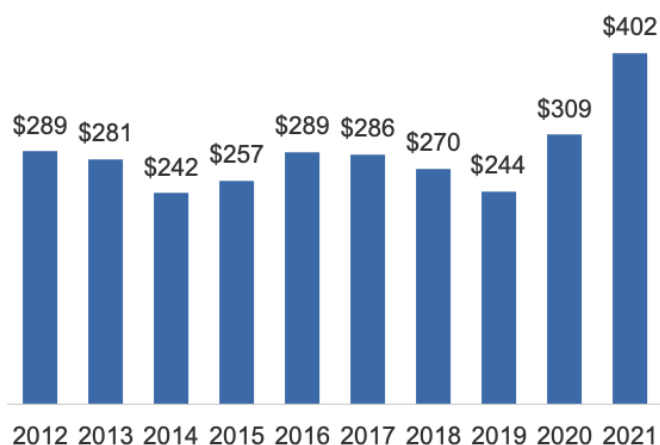
4% of NC-9 global services exports went to China in 2021

North Carolina's 10th District Exports to China

North Carolina's 10th District goods and services exports to China supported 1,820 American jobs in 2021.

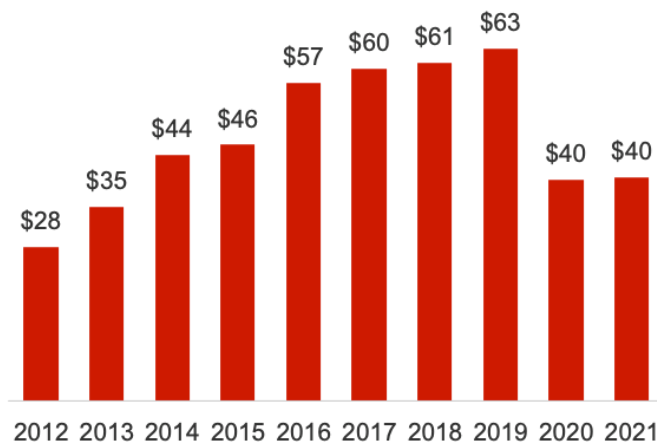
Goods

(\$ million)



Services

(\$ million)



Growth (2021-2022): 30%

Growth (2020-2021): 1%

Top Goods Export Markets, 2022

1. Canada	\$980 million
2. Mexico	\$842 million
3. China	\$402 million
4. France	\$181 million
5. Honduras	\$167 million

Top Services Export Markets, 2021

1. Switzerland	\$103 million
2. Ireland	\$101 million
3. United Kingdom	\$50 million
4. Singapore	\$44 million
7. China	\$40 million

Top Goods Exports to China, 2022

1. Pharmaceuticals & medicines	\$130 million
2. Plastics products	\$32 million
3. Pulp & paperboard mill products	\$25 million
4. Electrical equipment & components	\$25 million
5. Nonferrous metal products	\$23 million

Top Services Exports to China, 2021

1. Royalties from industrial processes	\$19 million
2. Misc. business, prof. & tech. services	\$4.6 million
3. Credit-related services	\$3.4 million
4. Trademark royalties	\$3.2 million
5. Equip. installation & maintenance	\$1.6 million

9% of NC-10 global goods exports went to China in 2022

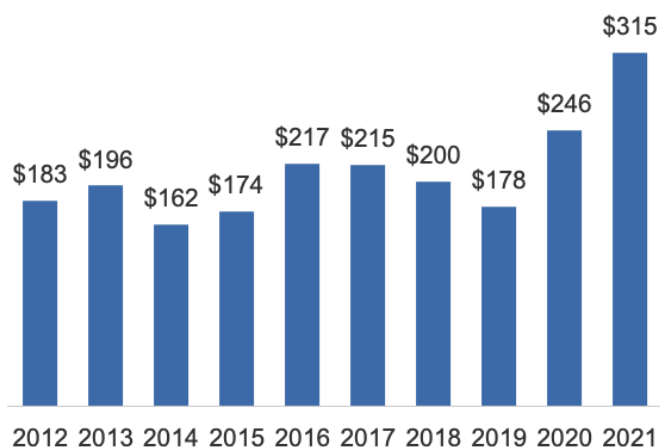
5% of NC-10 global services exports went to China in 2021

North Carolina's 11th District Exports to China

North Carolina's 11th District goods and services exports to China supported 1,520 American jobs in 2021.

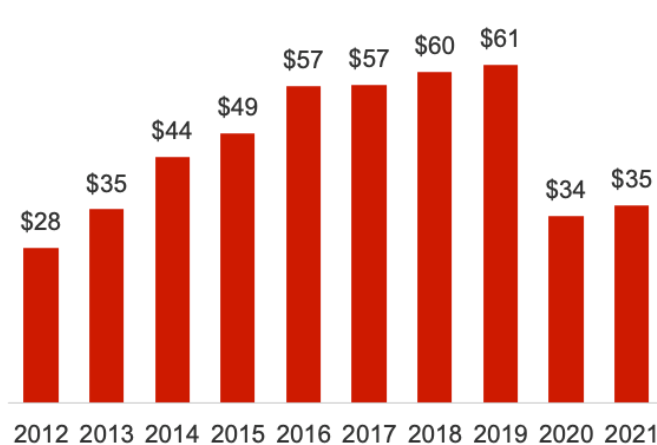
Goods

(\$ million)



Services

(\$ million)



Growth (2021-2022): 28%

Growth (2020-2021): 5%

Top Goods Export Markets, 2022

1. Canada	\$491 million
2. Mexico	\$453 million
3. China	\$315 million
4. France	\$150 million
5. Japan	\$106 million

Top Services Export Markets, 2021

1. Ireland	\$91 million
2. Switzerland	\$71 million
3. United Kingdom	\$58 million
4. Mexico	\$42 million
6. China	\$35 million

Top Goods Exports to China, 2022

1. Pharmaceuticals & medicines	\$117 million
2. Pulp & paperboard mill products	\$57 million
3. Misc. crops	\$19 million
4. Plastics products	\$18 million
5. Electrical equipment	\$14 million

Top Services Exports to China, 2021

1. Royalties from industrial processes	\$11 million
2. Misc. personal & recreational	\$4.5 million
3. Trademark royalties	\$3.1 million
4. Misc. financial services	\$2.7 million
5. Misc. business, prof. & tech. services	\$2.5 million

12% of NC-11 global goods exports went to China in 2022

5% of NC-11 global services exports went to China in 2021

North Carolina's 12th District Exports to China

North Carolina's 12th District goods and services exports to China supported 860 American jobs in 2021.

Goods

(\$ million)



Growth (2021-2020): 48%

Top Goods Export Markets, 2022

1. Canada	\$259 million
2. Mexico	\$211 million
3. China	\$79 million
4. Japan	\$29 million
5. Germany	\$28 million

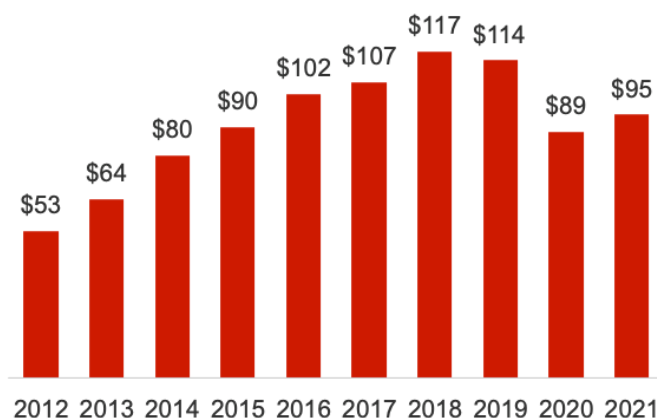
Top Goods Exports to China, 2022

1. Pharmaceuticals & medicines	\$30 million
2. Nonmetallic minerals	\$11 million
3. Basic chemicals	\$5.8 million
4. Plastics products	\$5.6 million
5. Misc. general purpose machinery	\$3.8 million

8% of NC-12 global goods exports went to China in 2022

Services

(\$ million)



Growth (2020-2021): 7%

Top Services Export Markets, 2021

1. United Kingdom	\$262 million
2. Ireland	\$191 million
3. U.K. Caribbean	\$188 million
4. Canada	\$144 million
6. China	\$95 million

Top Services Exports to China, 2021

1. Misc. financial services	\$22 million
2. Education	\$18 million
3. Credit-related services	\$9.8 million
4. Software distribution royalties	\$7.0 million
5. Bank lending-related services	\$6.1 million

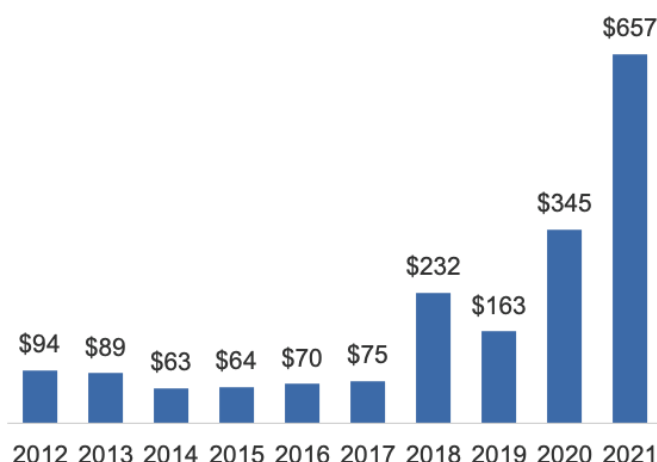
4% of NC-12 global services exports went to China in 2021

North Carolina's 13th District Exports to China

North Carolina's 13th District goods and services exports to China supported 1,690 American jobs in 2021.

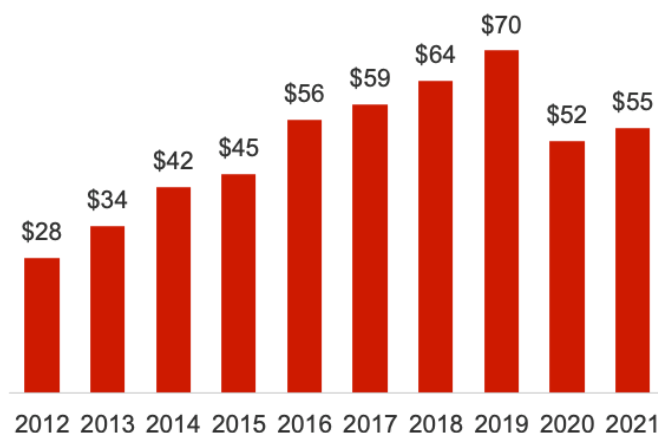
Goods

(\$ million)



Services

(\$ million)



Growth (2021-2022): 90%

Growth (2020-2021): 5%

Top Goods Export Markets, 2022

1. China	\$657 million
2. Canada	\$308 million
3. Mexico	\$126 million
4. France	\$85 million
5. Sweden	\$80 million

Top Services Export Markets, 2021

1. Ireland	\$216 million
2. Switzerland	\$146 million
3. United Kingdom	\$93 million
4. Singapore	\$88 million
8. China	\$55 million

Top Goods Exports to China, 2022

1. Pharmaceuticals & medicines	\$582 million
2. Oilseeds & grains	\$29 million
3. Nonmetallic minerals	\$6.6 million
4. Misc. crops	\$4.3 million
5. Electrical equipment	\$4.3 million

Top Services Exports to China, 2021

1. Royalties from industrial processes	\$20 million
2. Software distribution royalties	\$5.7 million
3. Misc. financial services	\$4.2 million
4. Education	\$3.7 million
5. Misc. business, prof. & tech. services	\$3.4 million

32% of NC-13 global goods exports went to China in 2022

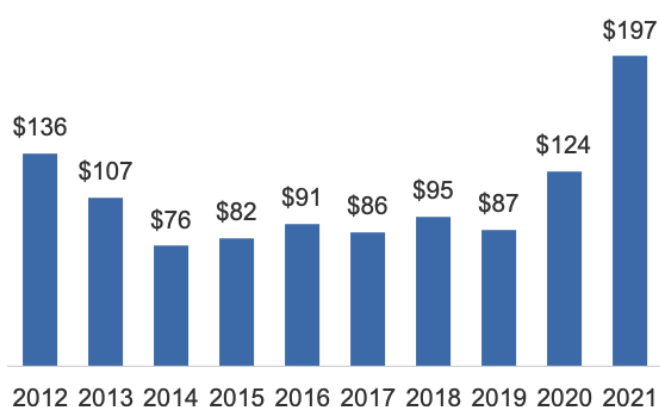
4% of NC-13 global services exports went to China in 2021

North Carolina's 14th District Exports to China

North Carolina's 14th District goods and services exports to China supported 1,490 American jobs in 2021.

Goods

(\$ million)



Growth (2021-2022): 59%

Top Goods Export Markets, 2022

1. Canada	\$717 million
2. Mexico	\$458 million
3. China	\$197 million
4. Honduras	\$178 million
5. France	\$79 million

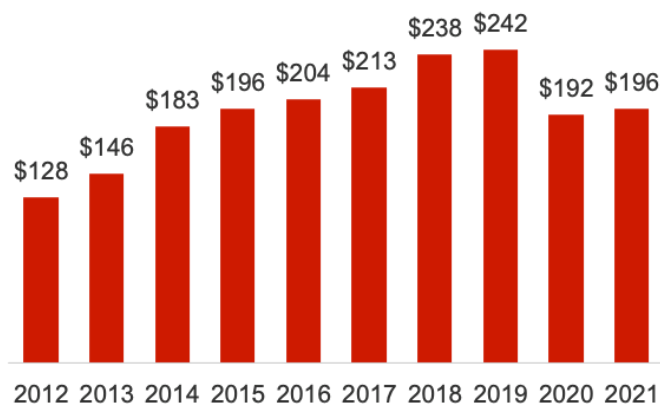
Top Goods Exports to China, 2022

1. Pharmaceuticals & medicines	\$122 million
2. Misc. general purpose machinery	\$12 million
3. Resins & synthetic fibers	\$8.9 million
4. Engines & turbines	\$8.1 million
5. Plastics products	\$6.4 million

8% of NC-14 global goods exports went to China in 2022

Services

(\$ million)



Growth (2020-2021): 2%

Top Services Export Markets, 2021

1. United Kingdom	\$663 million
2. U.K. Caribbean	\$478 million
3. Ireland	\$404 million
4. Canada	\$353 million
8. China	\$196 million

Top Services Exports to China, 2021

1. Misc. financial services	\$59 million
2. Credit-related services	\$45 million
3. Bank lending-related services	\$13 million
4. Software distribution royalties	\$11 million
5. Business mgmt. & consulting	\$9.2 million

4% of NC-14 global services exports went to China in 2021