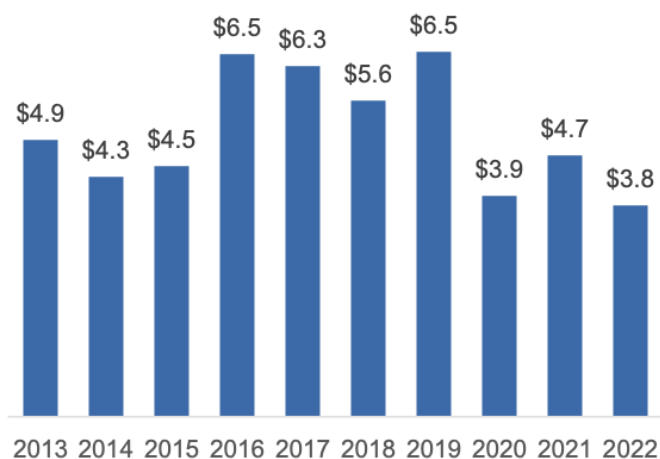


South Carolina's Exports to China

South Carolina's goods and services exports to China supported 22,930 American jobs in 2021.

Goods (\$ billion)



Change (2021-2022): -19%

Top Goods Export Markets, 2022

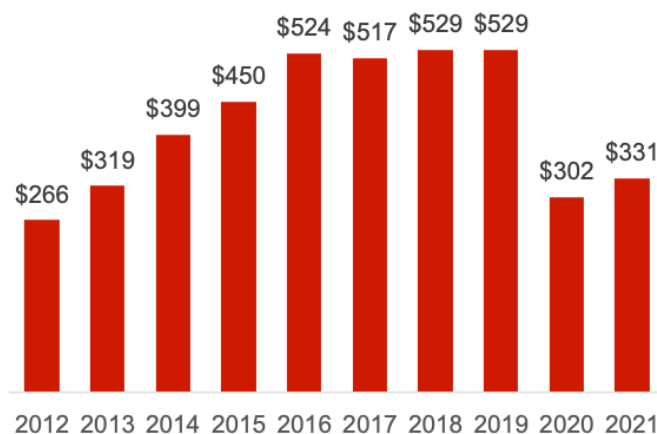
1. Germany	\$4.4 billion
2. Canada	\$4.4 billion
3. China	\$3.8 billion
4. Mexico	\$2.4 billion
5. Korea	\$1.9 billion

Top Goods Exports to China, 2022

1. Motor vehicles	\$1.2 billion
2. Motor vehicle parts	\$327 million
3. Motor vehicle bodies & trailers	\$258 million
4. Resins & synthetic fibers	\$238 million
5. Navigational & meas. instruments	\$170 million

12% of South Carolina's global goods exports went to China in 2022

Services (\$ million)



Growth (2020-2021): 10%

Top Services Export Markets, 2021

1. Switzerland	\$606 million
2. Germany	\$530 million
3. Ireland	\$479 million
4. United Kingdom	\$379 million
5. China	\$331 million

Top Services Exports to China, 2021

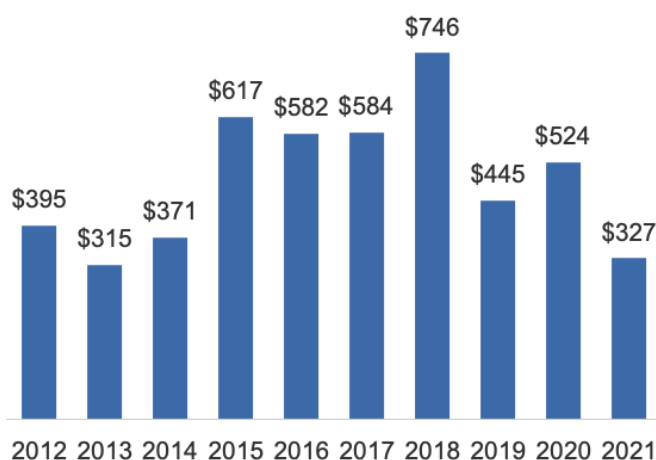
1. Ocean freight & port services	\$55 million
2. Royalties from industrial processes	\$54 million
3. Education	\$53 million
4. Credit-related services	\$25 million
5. Misc. personal & recreational	\$23 million

6% of South Carolina's global services exports went to China in 2021

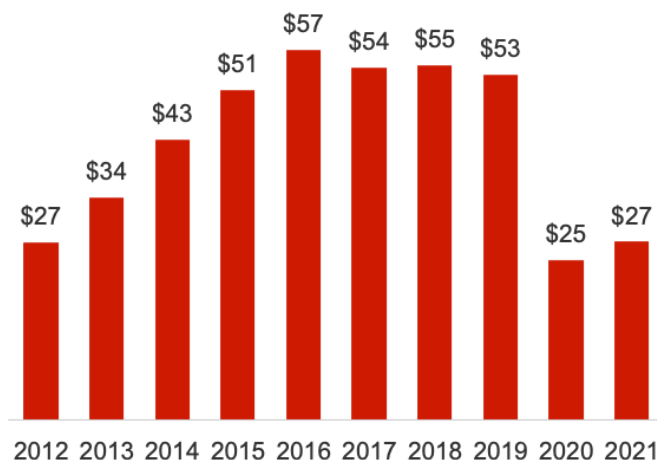
South Carolina's 1st District Exports to China

South Carolina's 1st District goods and services exports to China supported 2,320 American jobs in 2021.

Goods (\$ million)



Services (\$ million)



Change (2021-2022): -37%

Growth (2020-2021): 11%

Top Goods Export Markets, 2022

1. Germany	\$688 million
2. China	\$527 million
3. Canada	\$512 million
4. Korea	\$276 million
5. Belgium	\$221 million

Top Services Export Markets, 2021

1. Ireland	\$65 million
2. Mexico	\$47 million
3. United Kingdom	\$46 million
4. Switzerland	\$45 million
6. China	\$27 million

Top Goods Exports to China, 2022

1. Motor vehicles	\$212 million
2. Basic chemicals	\$20 million
3. Boilers, tanks & containers	\$18 million
4. Resins & synthetic fibers	\$14 million
5. Pulp & paperboard mill products	\$13 million

Top Services Exports to China, 2021

1. Misc. personal & recreational	\$5.9 million
2. Royalties from industrial processes	\$3.4 million
3. Misc. business, prof. & tech. services	\$3.2 million
4. Trademark royalties	\$2.8 million
5. Business mgmt. & consulting	\$2.4 million

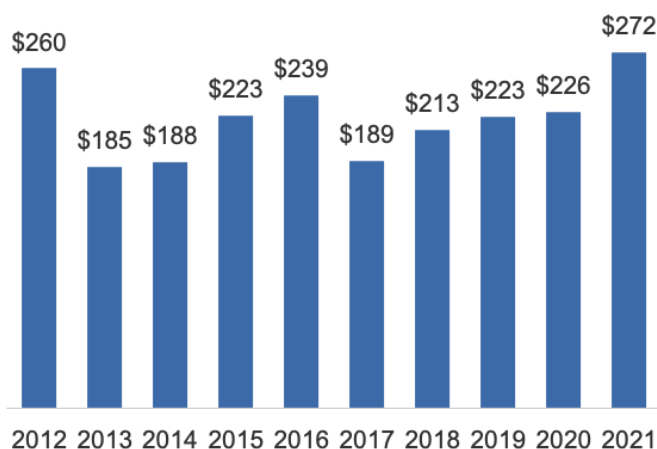
11% of SC-1 global goods exports went to China in 2022

5% of SC-1 global services exports went to China in 2021

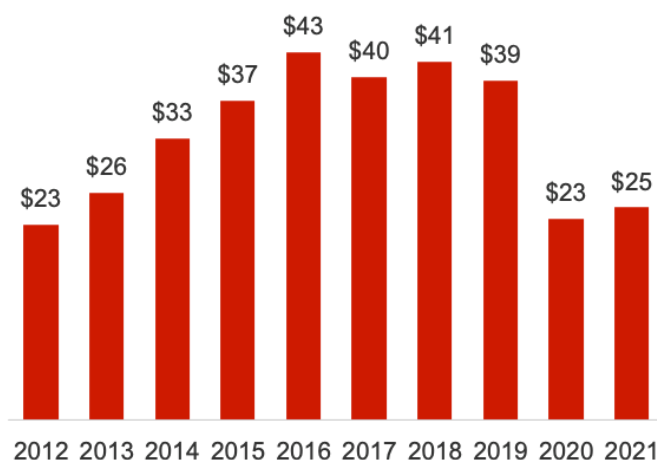
South Carolina's 2nd District Exports to China

South Carolina's 2nd District goods and services exports to China supported 1,270 American jobs in 2021.

Goods (\$ million)



Services (\$ million)



Growth (2021-2022): 20%

Growth (2020-2021): 5%

Top Goods Export Markets, 2022

1. Canada	\$469 million
2. Mexico	\$284 million
3. China	\$272 million
4. Australia	\$145 million
5. Germany	\$132 million

Top Services Export Markets, 2021

1. Ireland	\$52 million
2. United Kingdom	\$48 million
3. Switzerland	\$43 million
4. Canada	\$37 million
7. China	\$25 million

Top Goods Exports to China, 2022

1. Resins & synthetic fibers	\$57 million
2. Animal foods	\$18 million
3. Boilers, tanks & containers	\$16 million
4. Hardware	\$16 million
5. Motor vehicles	\$16 million

Top Services Exports to China, 2021

1. Royalties from industrial processes	\$5.5 million
2. Misc. business, prof. & tech. services	\$3.4 million
3. Equip. installation & maintenance	\$3.2 million
4. Trademark royalties	\$2.8 million
5. Credit-related services	\$1.8 million

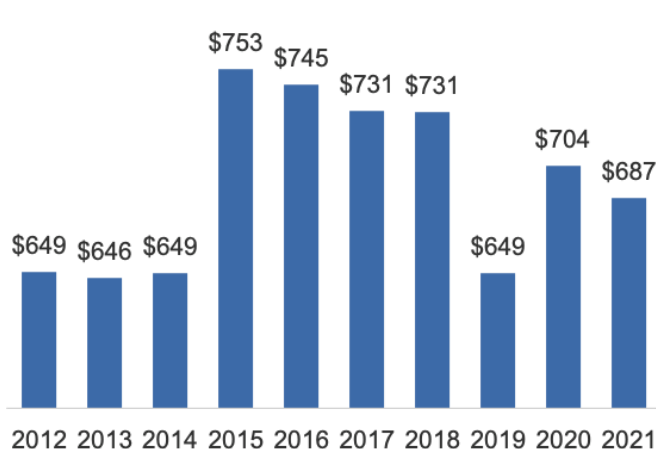
10% of SC-2 global goods exports went to China in 2022

4% of SC-2 global services exports went to China in 2021

South Carolina's 3rd District Exports to China

South Carolina's 3rd District goods and services exports to China supported 3,680 American jobs in 2021.

Goods (\$ million)



Change (2021-2022): -2%

Top Goods Export Markets, 2022

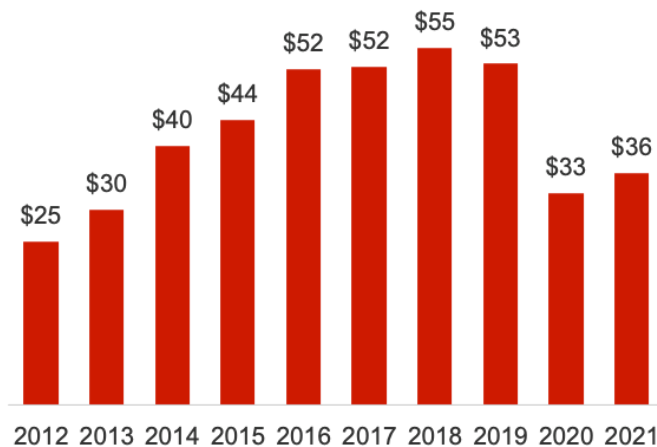
1. Canada	\$1.0 billion
2. China	\$687 million
3. Mexico	\$500 million
4. Germany	\$433 million
5. Belgium	\$193 million

Top Goods Exports to China, 2022

1. Motor vehicle parts	\$137 million
2. Motor vehicles	\$79 million
3. Navigational & meas. instruments	\$75 million
4. Meat products	\$52 million
5. Misc. chemical preparations	\$39 million

13% of SC-3 global goods exports went to China in 2022

Services (\$ million)



Growth (2020-2021): 10%

Top Services Export Markets, 2021

1. Switzerland	\$43 million
2. Ireland	\$38 million
3. China	\$36 million
4. Canada	\$26 million
5. Mexico	\$22 million

Top Services Exports to China, 2021

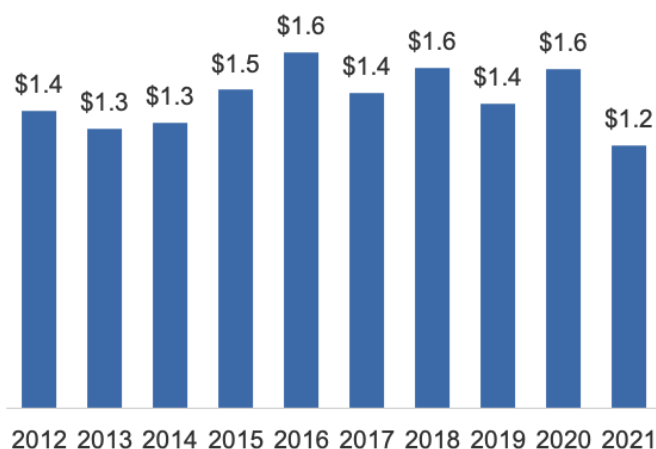
1. Education	\$15 million
2. Royalties from industrial processes	\$9.5 million
3. Misc. personal & recreational	\$2.5 million
4. Trademark royalties	\$2.2 million
5. Misc. business, prof. & tech. services	\$1.9 million

9% of SC-3 global services exports went to China in 2021

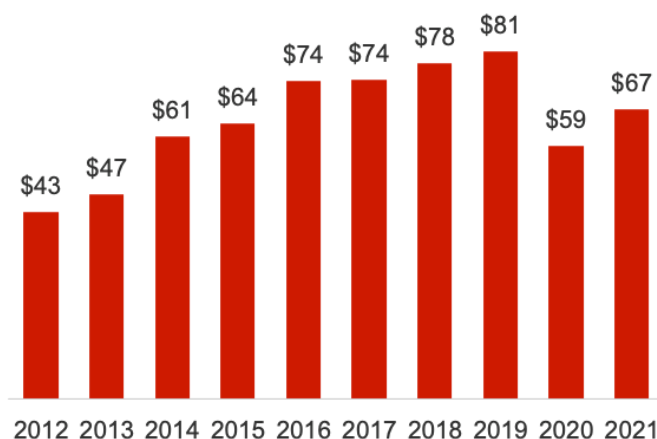
South Carolina's 4th District Exports to China

South Carolina's 4th District goods and services exports to China supported 7,130 American jobs in 2021.

Goods (\$ billion)



Services (\$ million)



Change (2021-2022): -23%

Growth (2020-2021): 14%

Top Goods Export Markets, 2022

1. Germany	\$1.8 billion
2. China	\$1.2 billion
3. Canada	\$1.2 billion
4. Korea	\$721 million
5. Mexico	\$580 million

Top Services Export Markets, 2021

1. Ireland	\$134 million
2. Switzerland	\$115 million
3. United Kingdom	\$86 million
4. Germany	\$85 million
6. China	\$67 million

Top Goods Exports to China, 2022

1. Motor vehicles	\$515 million
2. Motor vehicle bodies & trailers	\$185 million
3. Motor vehicle parts	\$138 million
4. Soaps, cleaning agents & toiletries	\$49 million
5. Resins & synthetic fibers	\$47 million

Top Services Exports to China, 2021

1. Royalties from industrial processes	\$19 million
2. Credit-related services	\$8.5 million
3. Misc. business, prof. & tech. services	\$6.9 million
4. Education	\$5.9 million
5. Equip. installation & maintenance	\$4.7 million

13% of SC-4 global goods exports went to China in 2022

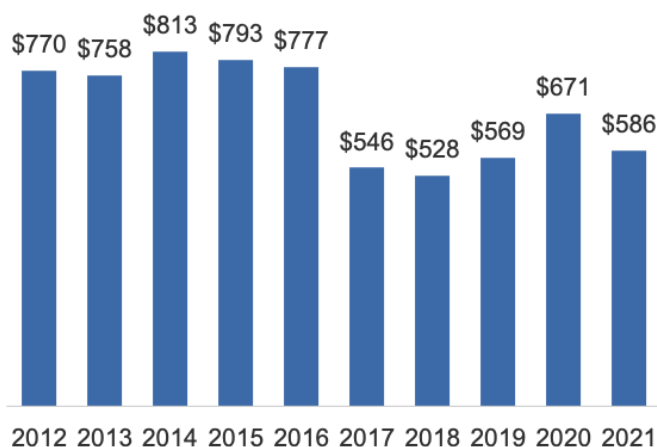
6% of SC-4 global services exports went to China in 2021

South Carolina's 5th District Exports to China

South Carolina's 5th District goods and services exports to China supported 3,160 American jobs in 2021.

Goods

(\$ million)



Change (2021-2022): -13%

Top Goods Export Markets, 2022

1. Germany	\$702 million
2. Canada	\$604 million
3. China	\$586 million
4. Mexico	\$543 million
5. Belgium	\$279 million

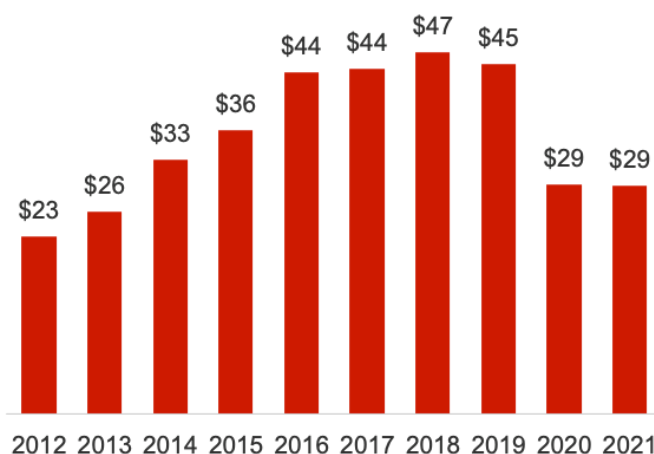
Top Goods Exports to China, 2022

1. Motor vehicles	\$187 million
2. Navigational & meas. instruments	\$43 million
3. Resins & synthetic fibers	\$42 million
4. Motor vehicle bodies & trailers	\$41 million
5. Basic chemicals	\$38 million

13% of SC-5 global goods exports went to China in 2022

Services

(\$ million)



Change (2020-2021): 0%

Top Services Export Markets, 2021

1. Ireland	\$73 million
2. Switzerland	\$54 million
3. United Kingdom	\$41 million
4. Canada	\$39 million
6. China	\$29 million

Top Services Exports to China, 2021

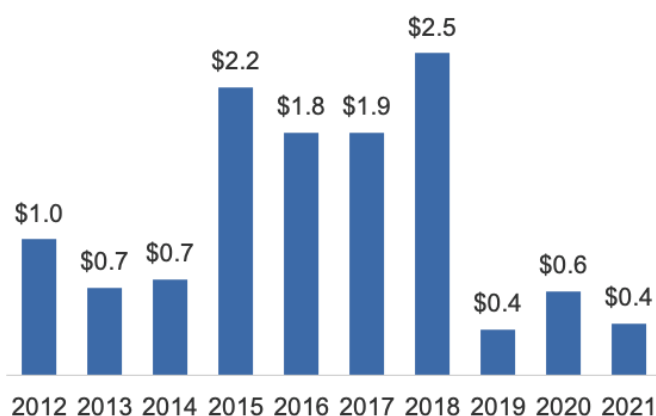
1. Royalties from industrial processes	\$7.6 million
2. Credit-related services	\$4.9 million
3. Equip. installation & maintenance	\$3.2 million
4. Business mgmt. & consulting	\$2.5 million
5. Trademark royalties	\$2.3 million

5% of SC-5 global services exports went to China in 2021

South Carolina's 6th District Exports to China

South Carolina's 6th District goods and services exports to China supported 3,490 American jobs in 2021.

Goods (\$ billion)



Change (2021-2022): -38%

Top Goods Export Markets, 2022

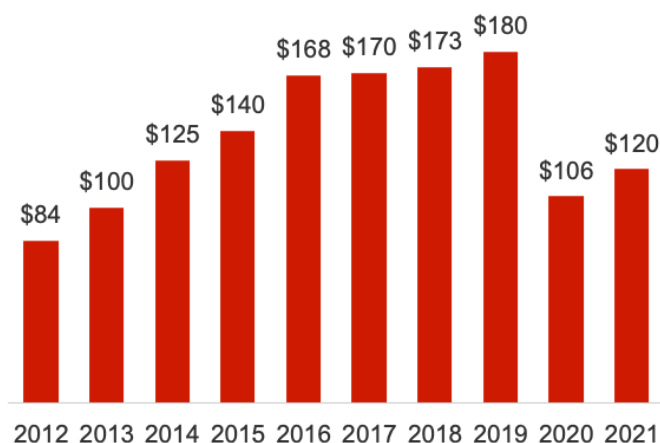
1. Canada	\$450 million
2. United Kingdom	\$448 million
3. China	\$397 million
4. Netherlands	\$315 million
5. Germany	\$302 million

Top Goods Exports to China, 2022

1. Motor vehicles	\$65 million
2. Pulp & paperboard mill products	\$49 million
3. Basic chemicals	\$43 million
4. Oilseeds & grains	\$37 million
5. Animal foods	\$24 million

9% of SC-6 global goods exports went to China in 2022

Services (\$ million)



Growth (2020-2021): 13%

Top Services Export Markets, 2021

1. Germany	\$358 million
2. Switzerland	\$285 million
3. Denmark	\$129 million
4. China	\$120 million
5. United Kingdom	\$108 million

Top Services Exports to China, 2021

1. Ocean freight & port services	\$55 million
2. Education	\$26 million
3. Royalties from industrial processes	\$6.9 million
4. Misc. business, prof. & tech. services	\$4.5 million
5. Trademark royalties	\$3.8 million

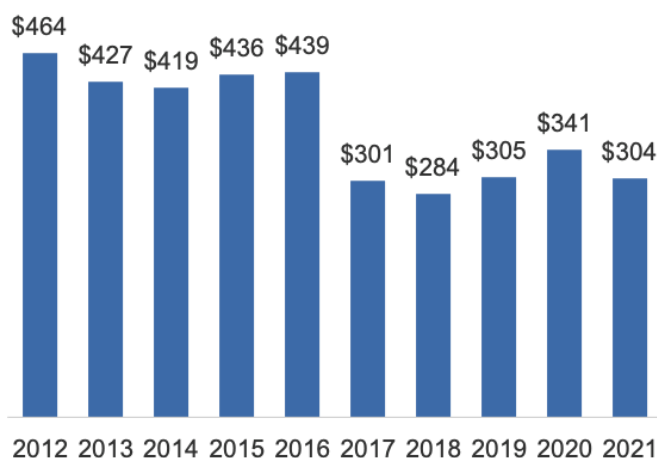
6% of SC-6 global services exports went to China in 2021

South Carolina's 7th District Exports to China

South Carolina's 7th District goods and services exports to China supported 1,890 American jobs in 2021.

Goods

(\$ million)



Change (2021-2022): -11%

Top Goods Export Markets, 2022

1. Canada	\$365 million
2. Germany	\$336 million
3. China	\$304 million
4. Mexico	\$231 million
5. Korea	\$126 million

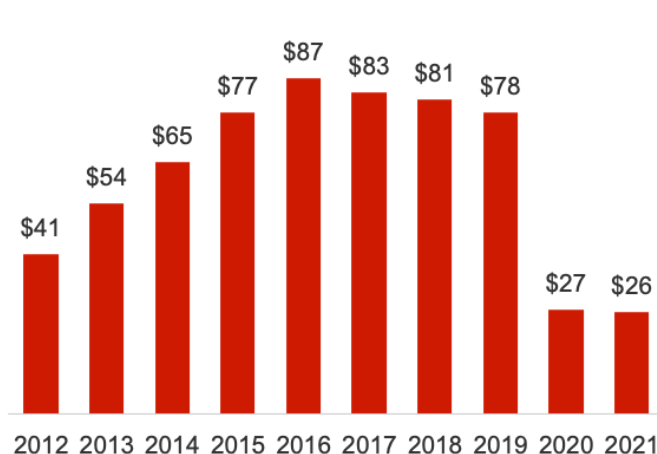
Top Goods Exports to China, 2022

1. Motor vehicles	\$85 million
2. Oilseeds & grains	\$31 million
3. Pulp & paperboard mill products	\$27 million
4. Resins & synthetic fibers	\$21 million
5. Motor vehicle bodies & trailers	\$19 million

12% of SC-7 global goods exports went to China in 2022

Services

(\$ million)



Change (2020-2021): -2%

Top Services Export Markets, 2021

1. Mexico	\$57 million
2. Canada	\$32 million
3. United Kingdom	\$31 million
4. China	\$26 million
5. Ireland	\$24 million

Top Services Exports to China, 2021

1. Misc. personal & recreational	\$6.0 million
2. Credit-related services	\$4.7 million
3. Education	\$3.6 million
4. Trademark royalties	\$2.9 million
5. Royalties from industrial processes	\$2.3 million

6% of SC-7 global services exports went to China in 2021