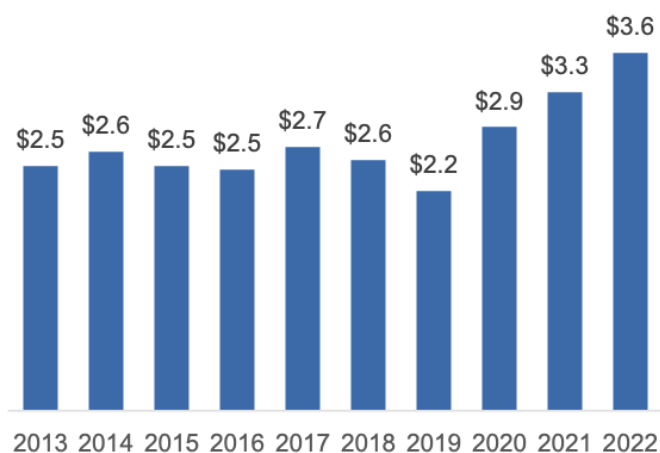


Tennessee's Exports to China

Tennessee's goods and services exports to China supported 19,480 American jobs in 2021.

Goods (\$ billion)



Growth (2021-2022): 12%

Top Goods Export Markets, 2022

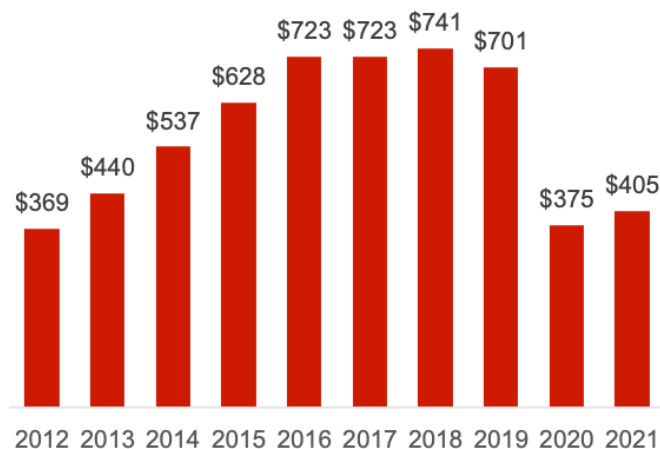
1. Canada	\$8.6 billion
2. Mexico	\$4.8 billion
3. China	\$3.6 billion
4. Germany	\$3.0 billion
5. Japan	\$2.2 billion

Top Goods Exports to China, 2022

1. Medical equipment & supplies	\$702 million
2. Navigational & meas. instruments	\$536 million
3. Resins & synthetic fibers	\$366 million
4. Oilseeds & grains	\$364 million
5. Basic chemicals	\$357 million

9% of Tennessee's global goods exports went to China in 2022

Services (\$ million)



Growth (2020-2021): 8%

Top Services Export Markets, 2021

1. Ireland	\$783 million
2. United Kingdom	\$658 million
3. Switzerland	\$550 million
4. Canada	\$547 million
6. China	\$405 million

Top Services Exports to China, 2021

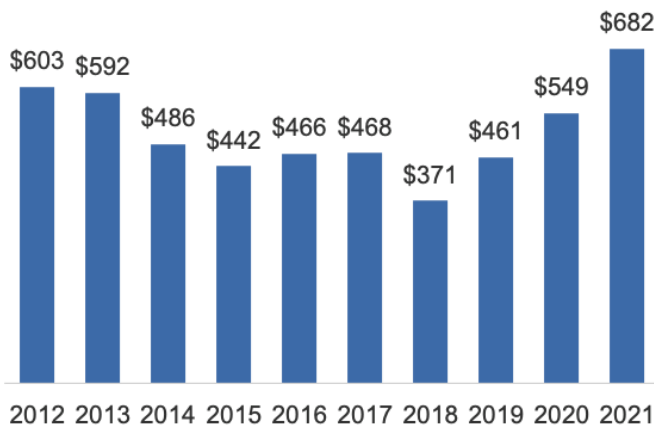
1. Education	\$86 million
2. Royalties from industrial processes	\$49 million
3. Misc. business, prof. & tech. services	\$41 million
4. Trademark royalties	\$34 million
5. Misc. freight & port services	\$28 million

5% of Tennessee's global services exports went to China in 2021

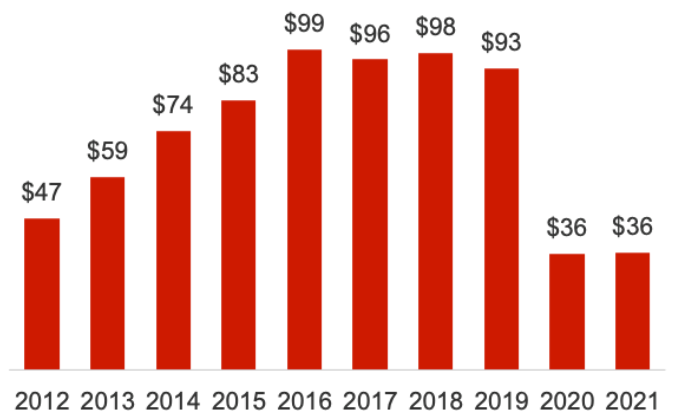
Tennessee's 1st District Exports to China

Tennessee's 1st District goods and services exports to China supported 2,340 American jobs in 2021.

Goods (\$ million)



Services (\$ million)



Growth (2021-2022): 24%

Growth (2020-2021): 1%

Top Goods Export Markets, 2022

1. Canada	\$1.1 billion
2. Mexico	\$750 million
3. China	\$682 million
4. Germany	\$525 million
5. Japan	\$245 million

Top Services Export Markets, 2021

1. Mexico	\$58 million
2. Switzerland	\$57 million
3. Ireland	\$56 million
4. China	\$36 million
5. United Kingdom	\$36 million

Top Goods Exports to China, 2022

1. Resins & synthetic fibers	\$527 million
2. Basic chemicals	\$98 million
3. Pharmaceuticals & medicines	\$79 million
4. Misc. crops	\$55 million
5. Medical equipment & supplies	\$25 million

Top Services Exports to China, 2021

1. Royalties from industrial processes	\$11 million
2. Education	\$5.6 million
3. Misc. personal & recreational	\$4.3 million
4. Misc. business, prof. & tech. services	\$3.4 million
5. Trademark royalties	\$3.2 million

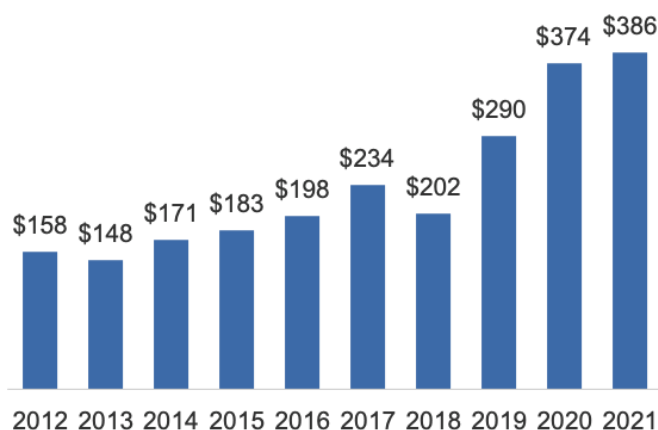
12% of TN-1 global goods exports went to China in 2022

6% of TN-1 global services exports went to China in 2021

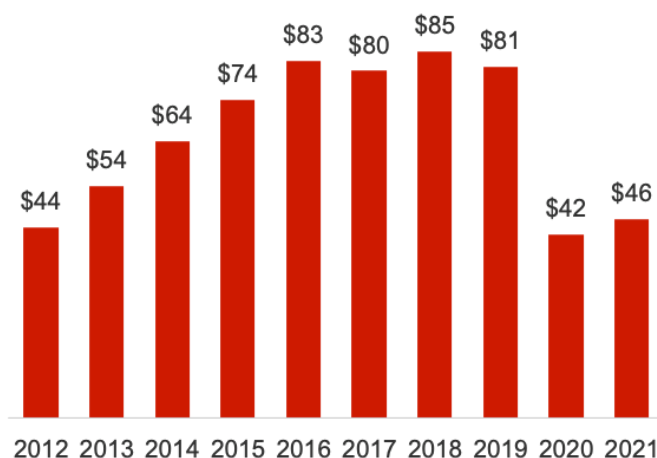
Tennessee's 2nd District Exports to China

Tennessee's 2nd District goods and services exports to China supported 2,000 American jobs in 2021.

Goods (\$ million)



Services (\$ million)



Growth (2021-2022): 3%

Growth (2020-2021): 8%

Top Goods Export Markets, 2022

1. Canada	\$564 million
2. Germany	\$528 million
3. Mexico	\$441 million
4. Hong Kong	\$436 million
5. China	\$386 million

Top Services Export Markets, 2021

1. Ireland	\$100 million
2. Switzerland	\$67 million
3. United Kingdom	\$65 million
4. Canada	\$56 million
6. China	\$46 million

Top Goods Exports to China, 2022

1. Navigational & meas. instruments	\$194 million
2. Medical equipment & supplies	\$63 million
3. Aerospace products & parts	\$30 million
4. Misc. crops	\$27 million
5. Oilseeds & grains	\$9.9 million

Top Services Exports to China, 2021

1. Education	\$13 million
2. Royalties from industrial processes	\$5.6 million
3. Misc. business, prof. & tech. services	\$4.7 million
4. Business mgmt. & consulting	\$3.9 million
5. Trademark royalties	\$3.8 million

8% of TN-2 global goods exports went to China in 2022

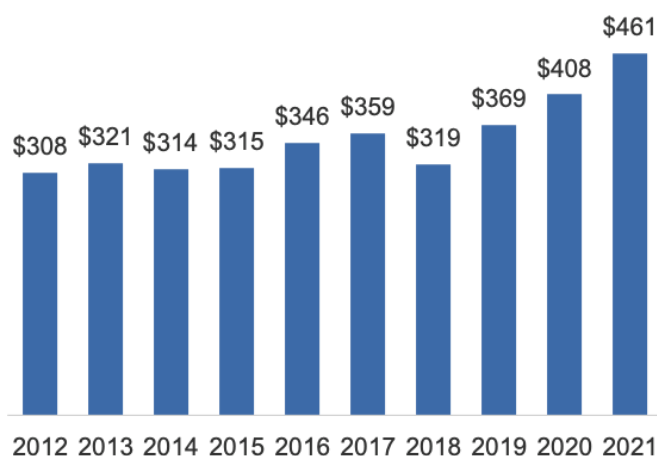
5% of TN-2 global services exports went to China in 2021

Tennessee's 3rd District Exports to China

Tennessee's 3rd District goods and services exports to China supported 2,090 American jobs in 2021.

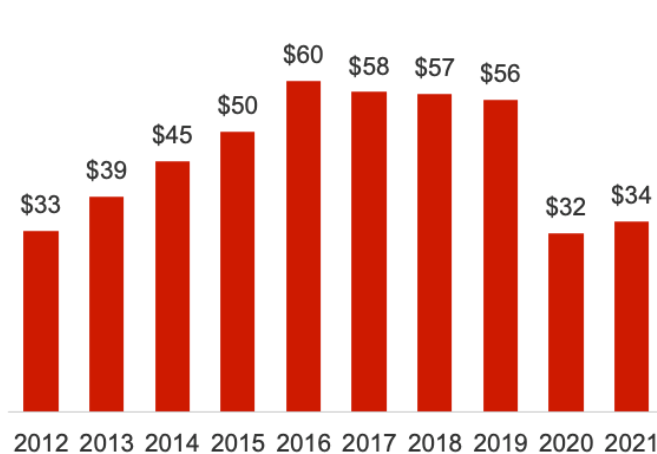
Goods

(\$ million)



Services

(\$ million)



Growth (2021-2022): 13%

Growth (2020-2021): 7%

Top Goods Export Markets, 2022

1. Canada	\$1.6 billion
2. Mexico	\$735 million
3. China	\$461 million
4. Japan	\$377 million
5. Germany	\$347 million

Top Services Export Markets, 2021

1. United Kingdom	\$64 million
2. Ireland	\$64 million
3. Switzerland	\$52 million
4. Canada	\$49 million
7. China	\$34 million

Top Goods Exports to China, 2022

1. Medical equipment & supplies	\$98 million
2. Pharmaceuticals & medicines	\$85 million
3. Navigational & meas. instruments	\$79 million
4. Basic chemicals	\$59 million
5. Misc. crops	\$23 million

Top Services Exports to China, 2021

1. Royalties from industrial processes	\$6.4 million
2. Misc. business, prof. & tech. services	\$4.5 million
3. Trademark royalties	\$4.1 million
4. Education	\$3.6 million
5. Equip. installation & maintenance	\$3.5 million

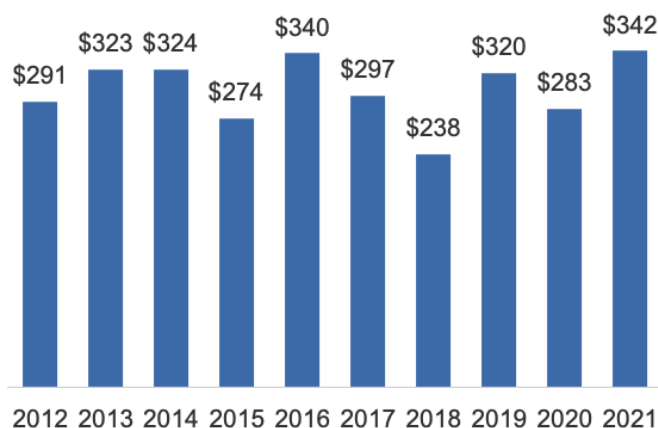
7% of TN-3 global goods exports went to China in 2022

5% of TN-3 global services exports went to China in 2021

Tennessee's 4th District Exports to China

Tennessee's 4th District goods and services exports to China supported 1,940 American jobs in 2021.

Goods (\$ million)



Growth (2021-2022): 21%

Top Goods Export Markets, 2022

1. Canada	\$1.5 billion
2. Mexico	\$628 million
3. China	\$342 million
4. Germany	\$242 million
5. Japan	\$186 million

Top Goods Exports to China, 2022

1. Misc. crops	\$70 million
2. Oilseeds & grains	\$66 million
3. Navigational & meas. instruments	\$55 million
4. Pharmaceuticals & medicines	\$33 million
5. Medical equipment & supplies	\$20 million

8% of TN-4 global goods exports went to China in 2022

Services (\$ million)



Growth (2020-2021): 9%

Top Services Export Markets, 2021

1. United Kingdom	\$38 million
2. Switzerland	\$34 million
3. China	\$32 million
4. Canada	\$29 million
5. Mexico	\$28 million

Top Services Exports to China, 2021

1. Education	\$8.5 million
2. Royalties from industrial processes	\$6.4 million
3. Misc. business, prof. & tech. services	\$3.5 million
4. Audio/visual services	\$3.0 million
5. Trademark royalties	\$2.8 million

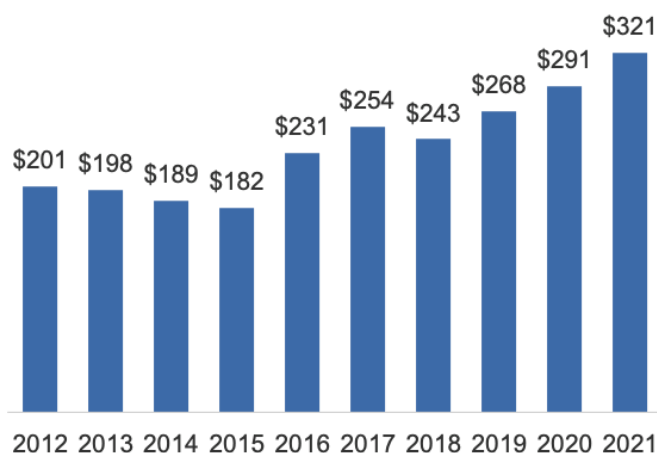
8% of TN-4 global services exports went to China in 2021

Tennessee's 5th District Exports to China

Tennessee's 5th District goods and services exports to China supported 1,670 American jobs in 2021.

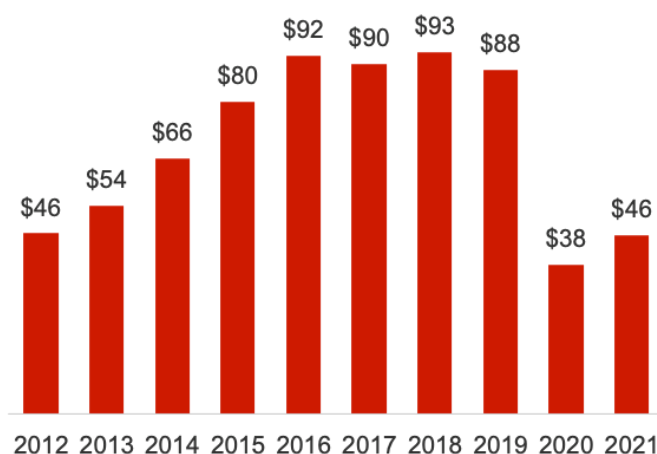
Goods

(\$ million)



Services

(\$ million)



Growth (2021-2022): 10%

Growth (2020-2021): 19%

Top Goods Export Markets, 2022

1. Canada	\$1.1 billion
2. Germany	\$408 million
3. Mexico	\$376 million
4. China	\$321 million
5. Japan	\$153 million

Top Services Export Markets, 2021

1. Ireland	\$188 million
2. United Kingdom	\$149 million
3. Canada	\$104 million
4. Switzerland	\$103 million
10. China	\$46 million

Top Goods Exports to China, 2022

1. Navigational & meas. instruments	\$125 million
2. Computer equipment	\$79 million
3. Pharmaceuticals & medicines	\$23 million
4. Misc. crops	\$22 million
5. Medical equipment & supplies	\$13 million

Top Services Exports to China, 2021

1. Business mgmt. & consulting	\$8.1 million
2. Misc. business, prof. & tech. services	\$5.5 million
3. Trademark royalties	\$5.4 million
4. Equip. installation & maintenance	\$3.4 million
5. Misc. personal & recreational	\$3.2 million

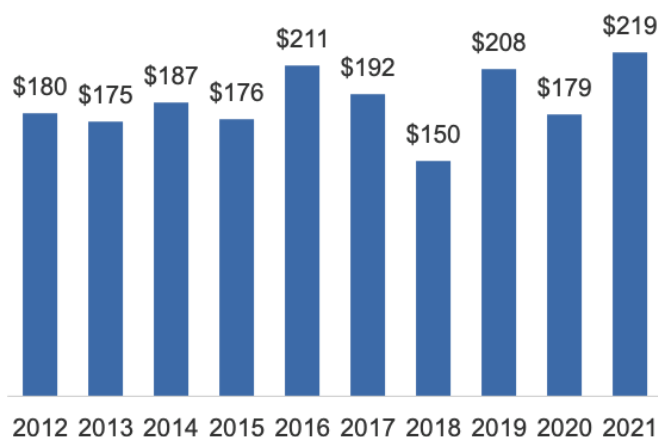
8% of TN-5 global goods exports went to China in 2022

3% of TN-5 global services exports went to China in 2021

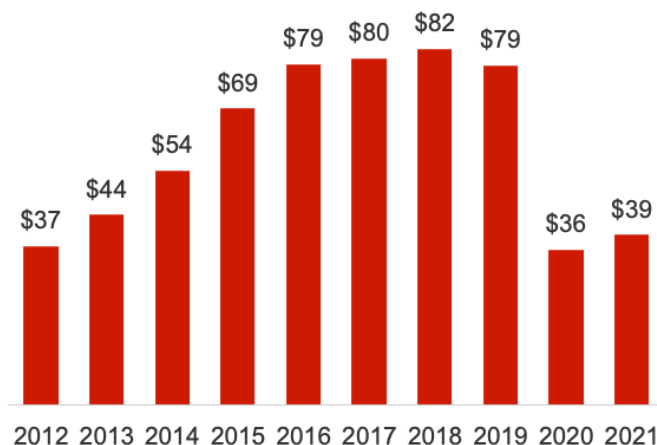
Tennessee's 6th District Exports to China

Tennessee's 6th District goods and services exports to China supported 1,470 American jobs in 2021.

Goods (\$ million)



Services (\$ million)



Growth (2021-2022): 22%

Growth (2020-2021): 9%

Top Goods Export Markets, 2022

1. Canada	\$759 million
2. Mexico	\$401 million
3. China	\$219 million
4. Germany	\$165 million
5. Hong Kong	\$149 million

Top Services Export Markets, 2021

1. Ireland	\$90 million
2. United Kingdom	\$84 million
3. Canada	\$68 million
4. Mexico	\$65 million
6. China	\$39 million

Top Goods Exports to China, 2022

1. Misc. crops	\$70 million
2. Oilseeds & grains	\$50 million
3. Computer equipment	\$24 million
4. Medical equipment & supplies	\$15 million
5. Navigational & meas. instruments	\$14 million

Top Services Exports to China, 2021

1. Misc. freight & port services	\$6.2 million
2. Misc. business, prof. & tech. services	\$5.8 million
3. Business mgmt. & consulting	\$5.7 million
4. Education	\$5.3 million
5. Trademark royalties	\$5.2 million

8% of TN-6 global goods exports went to China in 2022

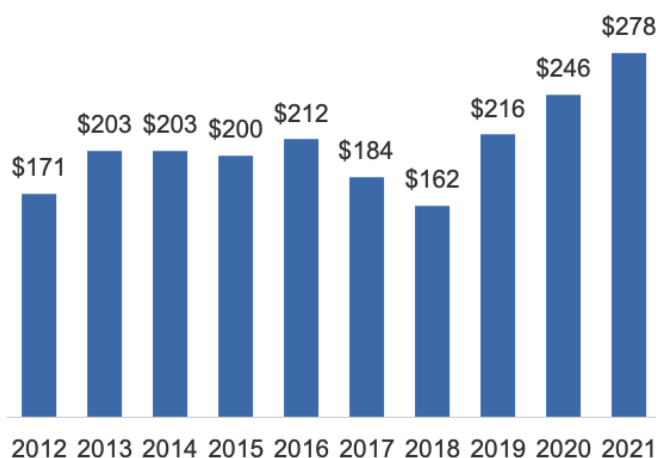
4% of TN-6 global services exports went to China in 2021

Tennessee's 7th District Exports to China

Tennessee's 7th District goods and services exports to China supported 1,990 American jobs in 2021.

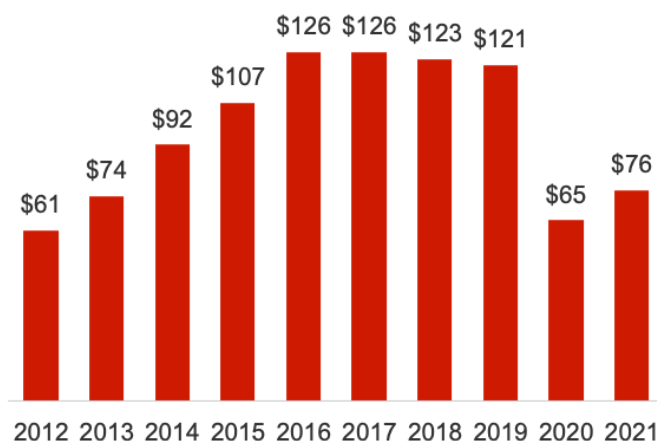
Goods

(\$ million)



Services

(\$ million)



Growth (2021-2022): 13%

Growth (2020-2021): 17%

Top Goods Export Markets, 2022

1. Canada	\$837 million
2. Germany	\$474 million
3. Mexico	\$367 million
4. China	\$278 million
5. Japan	\$130 million

Top Services Export Markets, 2021

1. United Kingdom	\$122 million
2. Ireland	\$102 million
3. Canada	\$94 million
4. China	\$76 million
5. Mexico	\$72 million

Top Goods Exports to China, 2022

1. Navigational & meas. instruments	\$51 million
2. Basic chemicals	\$49 million
3. Misc. crops	\$42 million
4. Oilseeds & grains	\$41 million
5. Medical equipment & supplies	\$15 million

Top Services Exports to China, 2021

1. Education	\$39 million
2. Misc. business, prof. & tech. services	\$4.2 million
3. Trademark royalties	\$4.1 million
4. Business mgmt. & consulting	\$4.0 million
5. Books/music distribution royalties	\$3.4 million

9% of TN-7 global goods exports went to China in 2022

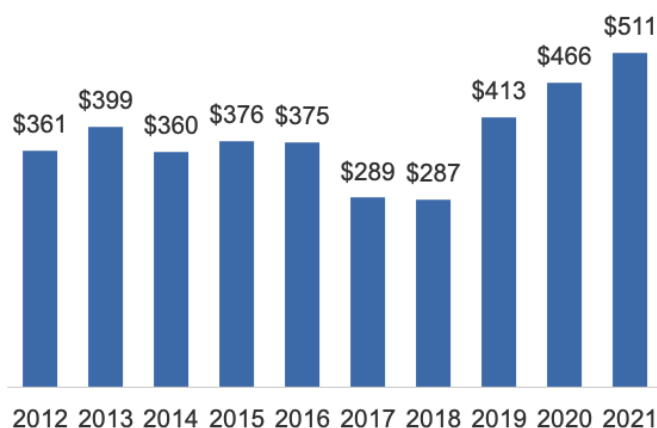
6% of TN-7 global services exports went to China in 2021

Tennessee's 8th District Exports to China

Tennessee's 8th District goods and services exports to China supported 3,310 American jobs in 2021.

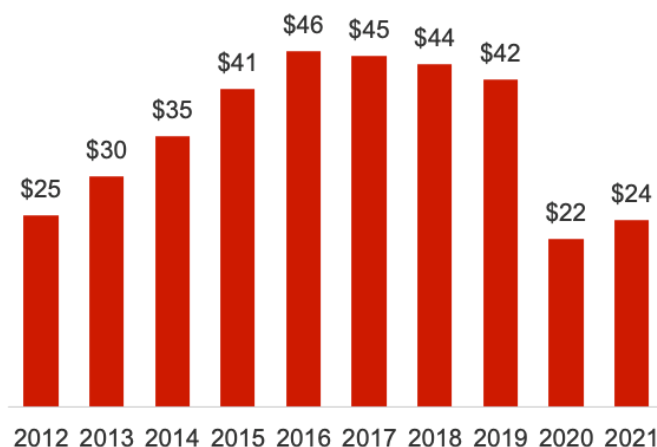
Goods

(\$ million)



Services

(\$ million)



Growth (2021-2022): 10%

Growth (2020-2021): 11%

Top Goods Export Markets, 2022

1. Canada	\$877 million
2. Mexico	\$672 million
3. China	\$511 million
4. Germany	\$557 million
5. Japan	\$292 million

Top Services Export Markets, 2021

1. Ireland	\$58 million
2. Switzerland	\$44 million
3. United Kingdom	\$40 million
4. Mexico	\$32 million
6. China	\$24 million

Top Goods Exports to China, 2022

1. Oilseeds & grains	\$180 million
2. Medical equipment & supplies	\$151 million
3. Misc. crops	\$36 million
4. Basic chemicals	\$35 million
5. Pharmaceuticals & medicines	\$15 million

Top Services Exports to China, 2021

1. Royalties from industrial processes	\$4.8 million
2. Misc. business, prof. & tech. services	\$3.8 million
3. Trademark royalties	\$3.8 million
4. Education	\$2.1 million
5. Equip. installation & maintenance	\$2.0 million

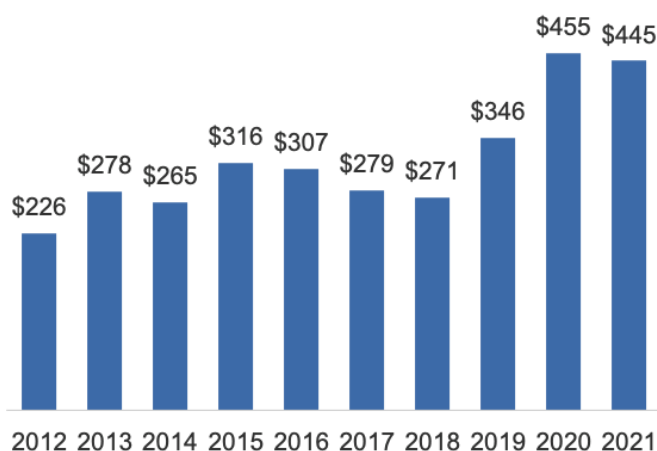
11% of TN-8 global goods exports went to China in 2022

5% of TN-8 global services exports went to China in 2021

Tennessee's 9th District Exports to China

Tennessee's 9th District goods and services exports to China supported 2,680 American jobs in 2021.

Goods (\$ million)



Change (2021-2022): -2%

Top Goods Export Markets, 2022

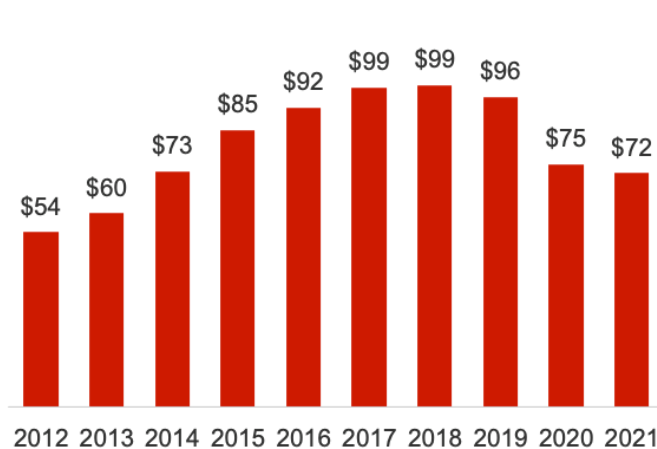
1. Canada	\$453 million
2. Mexico	\$451 million
3. China	\$445 million
4. Japan	\$352 million
5. Netherlands	\$340 million

Top Goods Exports to China, 2022

1. Medical equipment & supplies	\$305 million
2. Basic chemicals	\$87 million
3. Navigational & meas. instruments	\$9.0 million
4. Engines & turbines	\$6.8 million
5. Semiconductors & components	\$6.4 million

12% of TN-9 global goods exports went to China in 2022

Services (\$ million)



Change (2020-2021): -4%

Top Services Export Markets, 2021

1. Ireland	\$97 million
2. Canada	\$82 million
3. China	\$72 million
4. Switzerland	\$71 million
5. United Kingdom	\$61 million

Top Services Exports to China, 2021

1. Misc. freight & port services	\$21 million
2. Education	\$9.4 million
3. Royalties from industrial processes	\$7.9 million
4. Misc. business, prof. & tech. services	\$7.3 million
5. Air freight & port services	\$6.9 million

8% of TN-9 global services exports went to China in 2021