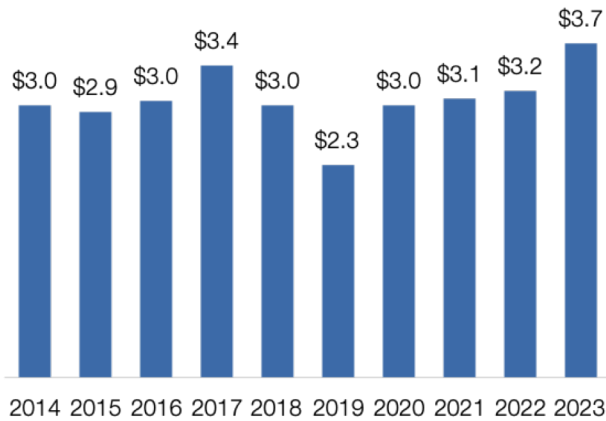


Alabama's Exports to China

Alabama's goods and services exports to China supported **15,010** American jobs in 2022.

Goods

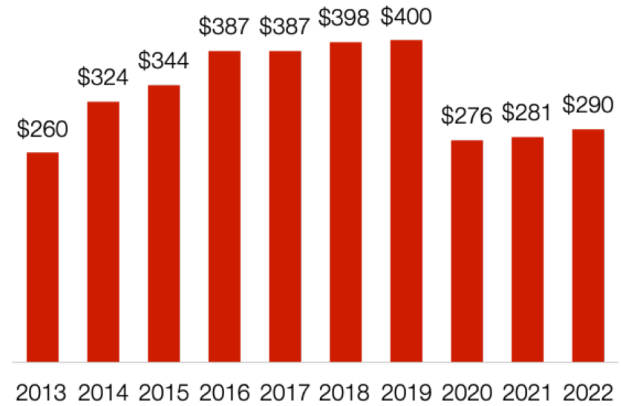
(\$ billion)



Growth (2022-2023): +17% ↑

Services

(\$ million)



Growth (2021-2022): +3% ↑

Top Goods Export Markets, 2023

1. Germany	\$5.1 billion
2. Canada	\$3.9 billion
3. China	\$3.7 billion
4. Mexico	\$3.2 billion
5. Korea	\$1.2 billion

Top Services Export Markets, 2022

1. United Kingdom	\$473 million
2. Canada	\$400 million
3. China	\$290 million
4. Mexico	\$284 million
5. Ireland	\$274 million

Top Goods Exports to China, 2023

1. Motor vehicles	\$2.5 billion
2. Basic chemicals	\$168 million
3. Coal & petroleum gases	\$162 million
4. Resins & synthetic fibers	\$158 million
5. Pulp & paperboard mill products	\$155 million

Top Services Exports to China, 2022

1. Education	\$99 million
2. Royalties from industrial processes	\$27 million
3. Credit-related services	\$23 million
4. Ocean freight & port services	\$19 million
5. Misc. financial services	\$19 million

14% of Alabama's global goods exports went to China in 2023


6% of Alabama's global services exports went to China in 2022


Alabama's 3rd District Exports to China

Alabama's 3rd District goods and services exports to China supported 3,340 American jobs in 2022.

Goods
(\$ million)

Services
(\$ million)

Growth (2022-2023): +21% 

Change (2021-2022): -6% 

Top Goods Export Markets, 2023

1. Germany	\$1.2 billion
2. China	\$849 million
3. Canada	\$795 million
4. Mexico	\$449 million
5. Korea	\$281 million

Top Goods Exports to China, 2023

1. Motor vehicles	\$725 million
2. Pulp & paperboard mill products	\$31 million
3. Resins & synthetic fibers	\$16 million
4. Basic chemicals	\$13 million
5. Scrap products	\$11 million

18% of AL-3 global goods exports
went to China in 2023

Top Services Export Markets, 2022

1. China	\$47 million
2. Canada	\$34 million
3. United Kingdom	\$34 million
4. India	\$30 million
5. Mexico	\$27 million

Top Services Exports to China, 2022

1. Education	\$32 million
2. Royalties from industrial processes	\$3.6 million
3. Credit-related services	\$2.9 million
4. Equip. installation & maintenance	\$2.2 million
5. Misc. business, prof. & tech. services	\$1.2 million

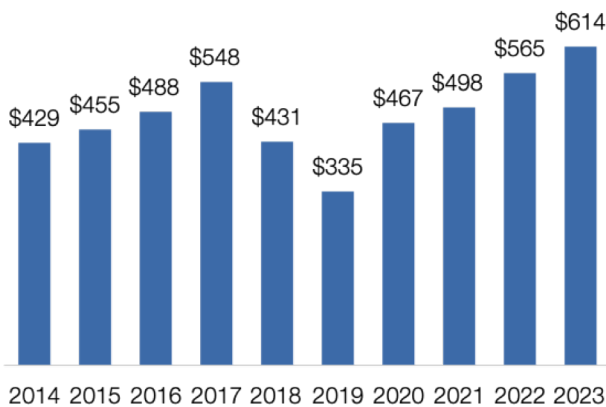
10% of AL-3 global services exports
went to China in 2022

Note: Full-year services export data are available only through year-end 2022
Source: Estimated by Trade Partnership Worldwide (Washington, DC)

Alabama's 4th District Exports to China

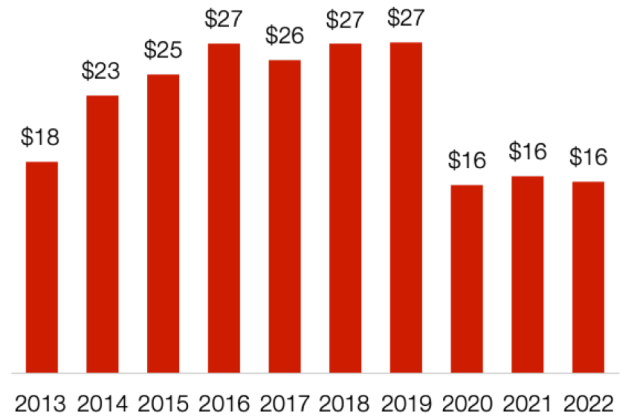
Alabama's 4th District goods and services exports to China supported **2,760** American jobs in 2022.

Goods (\$ million)



Growth (2022-2023): **+9%** ↑

Services (\$ million)



Change (2021-2022): **-3%** ↓

Top Goods Export Markets, 2023

1. Germany	\$753 million
2. Canada	\$679 million
3. China	\$614 million
4. Mexico	\$595 million
5. Korea	\$195 million

Top Services Export Markets, 2022

1. United Kingdom	\$41 million
2. Canada	\$31 million
3. Mexico	\$24 million
4. Ireland	\$18 million
6. China	\$16 million

Top Goods Exports to China, 2023

1. Motor vehicles	\$401 million
2. Meat products	\$61 million
3. Pulp & paperboard mill products	\$32 million
4. Coal & petroleum gases	\$28 million
5. Oilseeds & grains	\$17 million

Top Services Exports to China, 2022

1. Credit-related services	\$3.2 million
2. Misc. financial services	\$2.2 million
3. Royalties from industrial processes	\$2.2 million
4. Equip. installation & maintenance	\$2.1 million
5. Trademark royalties	\$1.5 million

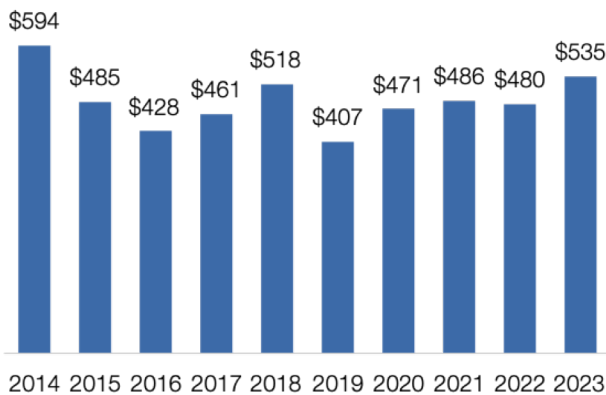
14% of AL-4 global goods exports went to China in 2023

4% of AL-4 global services exports went to China in 2022

Alabama's 5th District Exports to China

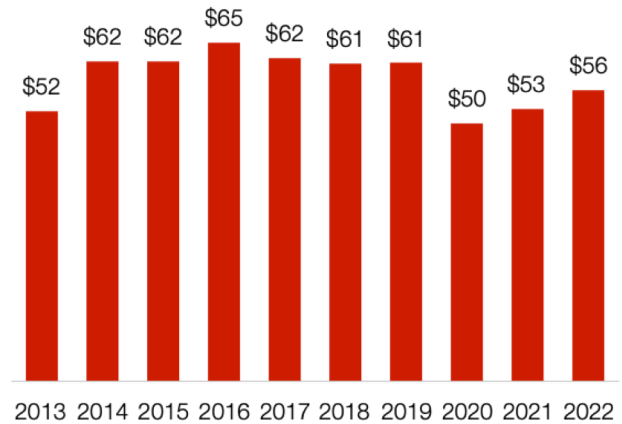
Alabama's 5th District goods and services exports to China supported **2,000** American jobs in 2022.

Goods (\$ million)



Growth (2022-2023): +11% ↑

Services (\$ million)



Growth (2021-2022): +7% ↑

Top Goods Export Markets, 2023

1. Germany	\$776 million
2. Canada	\$656 million
3. Mexico	\$540 million
4. China	\$535 million
5. Japan	\$224 million

Top Goods Exports to China, 2023

1. Motor vehicles	\$293 million
2. Resins & synthetic fibers	\$112 million
3. Basic chemicals	\$32 million
4. Aerospace products & parts	\$28 million
5. Pulp & paperboard mill products	\$9.6 million

11% of AL-5 global goods exports went to China in 2023

Top Services Export Markets, 2022

1. Germany	\$98 million
2. Canada	\$95 million
3. Ireland	\$92 million
4. United Kingdom	\$81 million
7. China	\$56 million

Top Services Exports to China, 2022

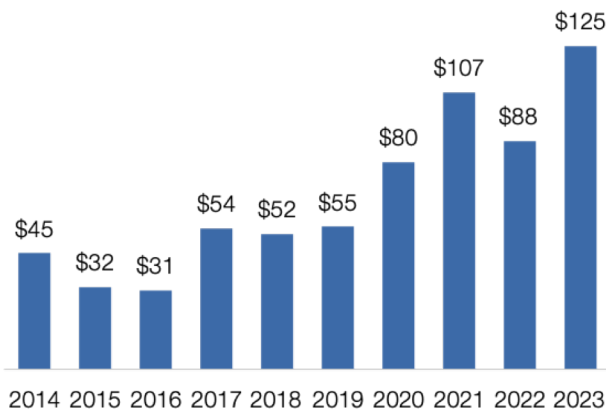
1. Education	\$14 million
2. Royalties from industrial processes	\$9.7 million
3. Arch., eng. & other tech. services	\$8.4 million
4. Credit-related services	\$4.3 million
5. Computer software services	\$4.2 million

5% of AL-5 global services exports went to China in 2022

Alabama's 6th District Exports to China

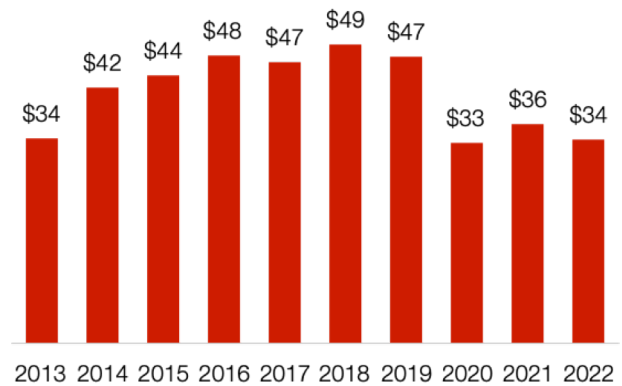
Alabama's 6th District goods and services exports to China supported **510** American jobs in 2022.

Goods (\$ million)



Growth (2022-2023): **+41%** ↑

Services (\$ million)



Change (2021-2022): **-7%** ↓

Top Goods Export Markets, 2023

1. Mexico	\$246 million
2. Canada	\$159 million
3. Germany	\$156 million
4. China	\$125 million
5. Brazil	\$94 million

Top Services Export Markets, 2022

1. United Kingdom	\$130 million
2. Canada	\$84 million
3. U.K. Caribbean	\$48 million
4. Japan	\$45 million
8. China	\$34 million

Top Goods Exports to China, 2023

1. Motor vehicles	\$58 million
2. Coal & petroleum gases	\$35 million
3. Scrap products	\$10 million
4. Comm. & serv. industry machinery	\$5.2 million
5. Meat products	\$3.6 million

Top Services Exports to China, 2022

1. Misc. financial services	\$8.1 million
2. Credit-related services	\$3.2 million
3. Equip. installation & maintenance	\$2.9 million
4. Bank lending-related services	\$2.5 million
5. Trademark royalties	\$2.3 million

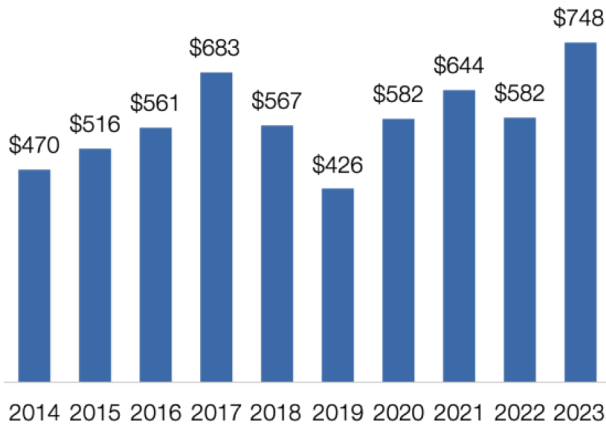
9% of AL-6 global goods exports went to China in 2023

4% of AL-6 global services exports went to China in 2022

Alabama's 7th District Exports to China

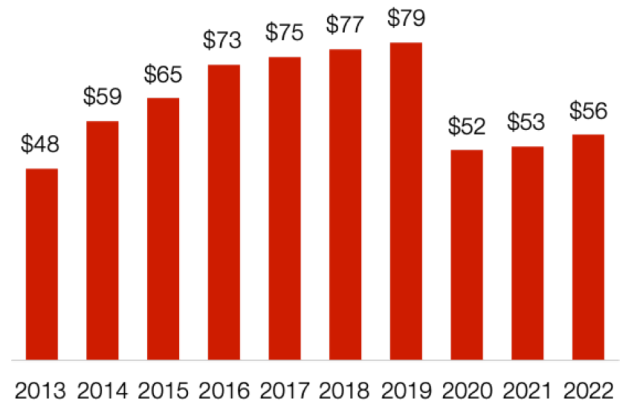
Alabama's 7th District goods and services exports to China supported **3,020** American jobs in 2022.

Goods (\$ million)



Growth (2022-2023): **+28%** ↑

Services (\$ million)



Growth (2021-2022): **+5%** ↑

Top Goods Export Markets, 2023

1. Germany	\$1.1 billion
2. China	\$748 million
3. Canada	\$711 million
4. Mexico	\$574 million
5. Brazil	\$230 million

Top Services Export Markets, 2022

1. United Kingdom	\$78 million
2. Canada	\$60 million
3. China	\$56 million
4. Mexico	\$39 million
5. India	\$36 million

Top Goods Exports to China, 2023

1. Motor vehicles	\$570 million
2. Coal & petroleum gases	\$87 million
3. Pulp & paperboard mill products	\$31 million
4. Aerospace products & parts	\$11 million
5. Meat products	\$7.0 million

Top Services Exports to China, 2022

1. Education	\$33 million
2. Misc. financial services	\$3.6 million
3. Credit-related services	\$3.3 million
4. Equip. installation & maintenance	\$3.0 million
5. Trademark royalties	\$2.1 million

13% of AL-7 global goods exports went to China in 2023

8% of AL-7 global services exports went to China in 2022