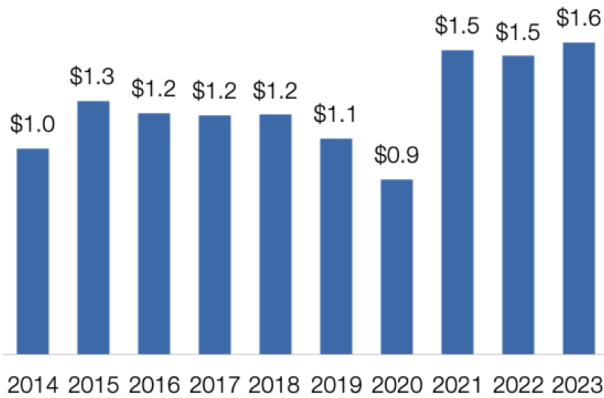


Arizona's Exports to China

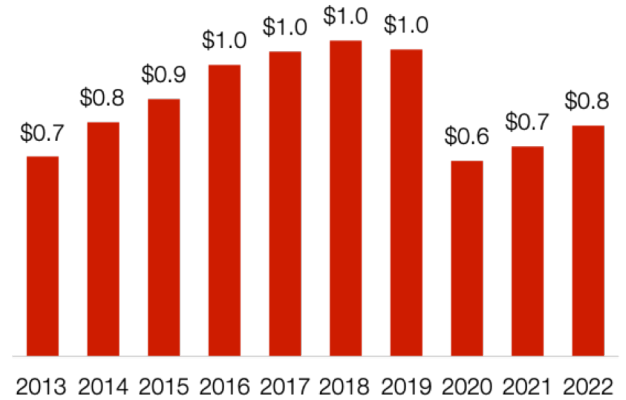
Arizona's goods and services exports to China supported **12,040** American jobs in 2022.

Goods (\$ billion)



Growth (2022-2023): +5% ↑

Services (\$ billion)



Growth (2021-2022): +10% ↑

Top Goods Export Markets, 2023

1. Mexico	\$7.9 billion
2. Canada	\$2.7 billion
3. Netherlands	\$1.6 billion
4. China	\$1.6 billion
5. United Kingdom	\$1.3 billion

Top Goods Exports to China, 2023

1. Aerospace products & parts	\$381 million
2. Semiconductors & components	\$328 million
3. Navigational & meas. instruments	\$190 million
4. Misc. crops	\$106 million
5. Meat products	\$83 million

Top Services Export Markets, 2022

1. Ireland	\$1.3 billion
2. United Kingdom	\$1.2 billion
3. Canada	\$1.1 billion
4. Switzerland	\$1.0 billion
5. China	\$766 million

Top Services Exports to China, 2022

1. Education	\$320 million
2. Royalties from industrial processes	\$110 million
3. Credit-related services	\$52 million
4. Misc. financial services	\$41 million
5. Business mgmt. & consulting	\$31 million

6% of Arizona's global goods exports went to China in 2023


5% of Arizona's global services exports went to China in 2022


Arizona's 5th District Exports to China

Arizona's 5th District goods and services exports to China supported 610 American jobs in 2022.

Goods
(\$ million)

Services
(\$ million)

Growth (2022-2023): +5% 

Change (2021-2022): -1% 

Top Goods Export Markets, 2023

1. Mexico	\$435 million
2. Canada	\$163 million
3. Netherlands	\$112 million
4. China	\$103 million
5. United Kingdom	\$83 million

Top Goods Exports to China, 2023

1. Aerospace products & parts	\$26 million
2. Semiconductors & components	\$21 million
3. Navigational & meas. instruments	\$16 million
4. Meat products	\$7.6 million
5. Misc. crops	\$4.2 million

6% of AZ-5 global goods exports
went to China in 2023

Top Services Export Markets, 2022

1. Ireland	\$102 million
2. United Kingdom	\$82 million
3. Switzerland	\$80 million
4. Canada	\$70 million
10. China	\$33 million

Top Services Exports to China, 2022

1. Royalties from industrial processes	\$8.5 million
2. Misc. business, prof. & tech. services	\$3.2 million
3. Misc. financial services	\$3.0 million
4. Business mgmt. & consulting	\$3.0 million
5. Operational leasing	\$2.2 million

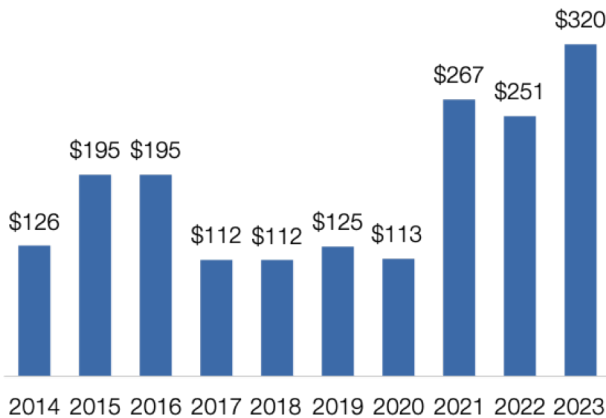
4% of AZ-5 global services exports
went to China in 2022

Note: Full-year services export data are available only through year-end 2022
Source: Estimated by Trade Partnership Worldwide (Washington, DC)

Arizona's 6th District Exports to China

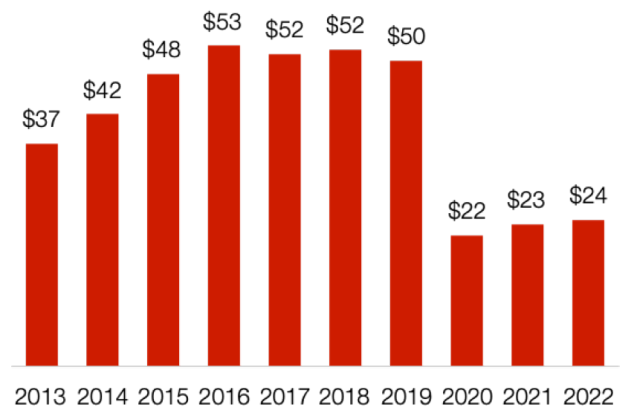
Arizona's 6th District goods and services exports to China supported **1,430** American jobs in 2022.

Goods (\$ million)



Growth (2022-2023): **+28%** ↑

Services (\$ million)



Growth (2021-2022): **+4%** ↑

Top Goods Export Markets, 2023

1. Mexico	\$1.5 billion
2. Netherlands	\$422 million
3. United Kingdom	\$414 million
4. Canada	\$335 million
5. China	\$320 million

Top Services Export Markets, 2022

1. Ireland	\$83 million
2. Canada	\$59 million
3. Switzerland	\$56 million
4. United Kingdom	\$56 million
10. China	\$24 million

Top Goods Exports to China, 2023

1. Aerospace products & parts	\$188 million
2. Misc. crops	\$31 million
3. Navigational & meas. instruments	\$26 million
4. Electrical equipment	\$19 million
5. Magnetic & optical media	\$11 million

Top Services Exports to China, 2022

1. Royalties from industrial processes	\$4.9 million
2. Software distribution royalties	\$2.9 million
3. Personal travel & tourism	\$2.8 million
4. Misc. business, prof. & tech. services	\$2.6 million
5. Trademark royalties	\$2.3 million

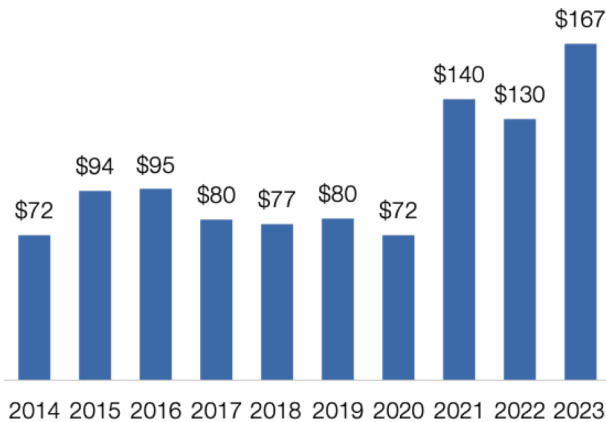
5% of AZ-6 global goods exports went to China in 2023

3% of AZ-6 global services exports went to China in 2022

Arizona's 7th District Exports to China

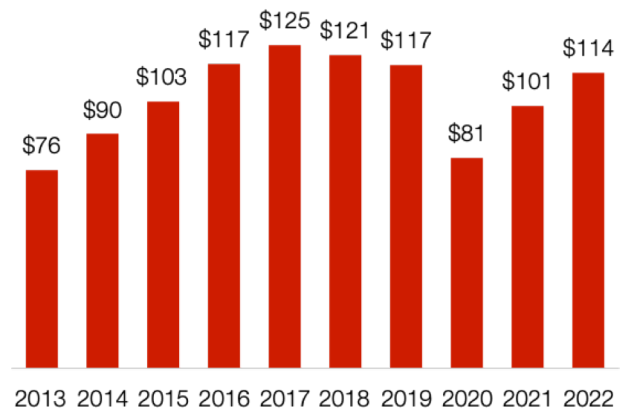
Arizona's 7th District goods and services exports to China supported **1,720** American jobs in 2022.

Goods (\$ million)



Growth (2022-2023): **+29%** ↑

Services (\$ million)



Growth (2021-2022): **+13%** ↑

Top Goods Export Markets, 2023

1. Mexico	\$865 million
2. Canada	\$263 million
3. Netherlands	\$234 million
4. United Kingdom	\$177 million
5. China	\$167 million

Top Goods Exports to China, 2023

1. Aerospace products & parts	\$58 million
2. Navigational & meas. instruments	\$39 million
3. Electrical equipment	\$9.6 million
4. Misc. crops	\$9.3 million
5. Misc. general purpose machinery	\$6.3 million

5% of AZ-7 global goods exports went to China in 2023

Top Services Export Markets, 2022

1. China	\$114 million
2. India	\$72 million
3. Canada	\$69 million
4. Mexico	\$56 million
5. Ireland	\$51 million

Top Services Exports to China, 2022

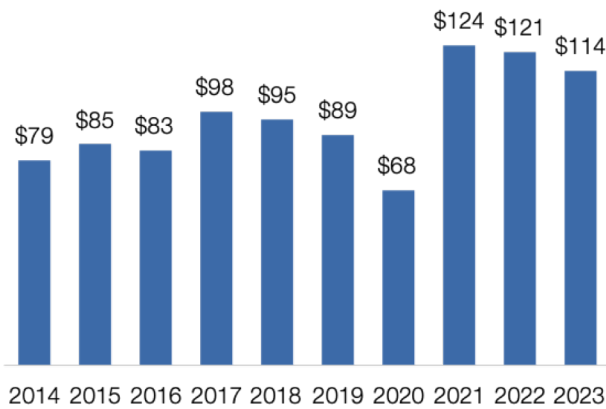
1. Education	\$95 million
2. Royalties from industrial processes	\$4.9 million
3. Personal travel & tourism	\$2.4 million
4. Misc. freight & port services	\$1.9 million
5. Misc. business, prof. & tech. services	\$1.6 million

12% of AZ-7 global services exports went to China in 2022

Arizona's 8th District Exports to China

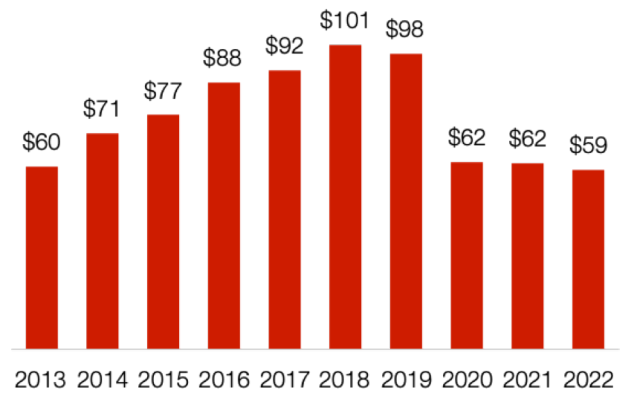
Arizona's 8th District goods and services exports to China supported **840** American jobs in 2022.

Goods (\$ million)



Change (2022-2023): **-6%** ↓

Services (\$ million)



Change (2021-2022): **-4%** ↓

Top Goods Export Markets, 2023

1. Mexico	\$485 million
2. Canada	\$206 million
3. China	\$114 million
4. Netherlands	\$105 million
5. Singapore	\$77 million

Top Services Export Markets, 2022

1. United Kingdom	\$160 million
2. Ireland	\$156 million
3. Canada	\$127 million
4. Switzerland	\$121 million
10. China	\$59 million

Top Goods Exports to China, 2023

1. Meat products	\$26 million
2. Semiconductors & components	\$24 million
3. Navigational & meas. instruments	\$17 million
4. Aerospace products & parts	\$6.4 million
5. Industrial machinery	\$4.9 million

Top Services Exports to China, 2022

1. Royalties from industrial processes	\$13 million
2. Credit-related services	\$11 million
3. Misc. financial services	\$6.2 million
4. Misc. business, prof. & tech. services	\$4.2 million
5. Business mgmt. & consulting	\$4.0 million

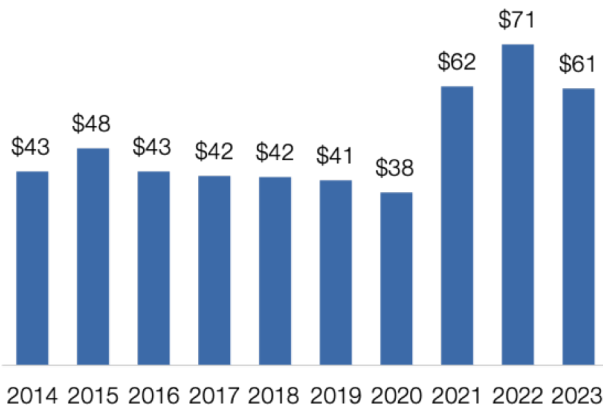
6% of AZ-8 global goods exports went to China in 2023

4% of AZ-8 global services exports went to China in 2022

Arizona's 9th District Exports to China

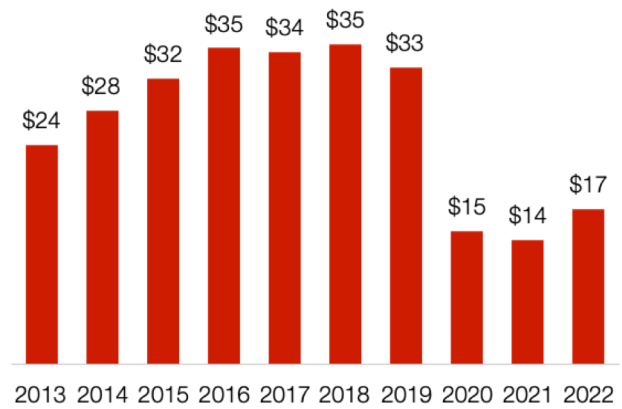
Arizona's 9th District goods and services exports to China supported **490** American jobs in 2022.

Goods (\$ million)



Change (2022-2023): **-14%** ↓

Services (\$ million)



Growth (2021-2022): **+24%** ↑

Top Goods Export Markets, 2023

1. Mexico	\$421 million
2. Canada	\$107 million
3. China	\$61 million
4. Netherlands	\$51 million
5. United Kingdom	\$39 million

Top Services Export Markets, 2022

1. United Kingdom	\$43 million
2. Canada	\$41 million
3. Mexico	\$36 million
4. Ireland	\$32 million
7. China	\$17 million

Top Goods Exports to China, 2023

1. Misc. crops	\$19 million
2. Aerospace products & parts	\$10 million
3. Semiconductors & components	\$3.7 million
4. Pesticides & fertilizers	\$3.5 million
5. Fruits & tree nuts	\$2.5 million

Top Services Exports to China, 2022

1. Education	\$4.2 million
2. Personal travel & tourism	\$1.6 million
3. Misc. business, prof. & tech. services	\$1.6 million
4. Royalties from industrial processes	\$1.4 million
5. Trademark royalties	\$1.1 million

6% of AZ-9 global goods exports went to China in 2023

4% of AZ-9 global services exports went to China in 2022

