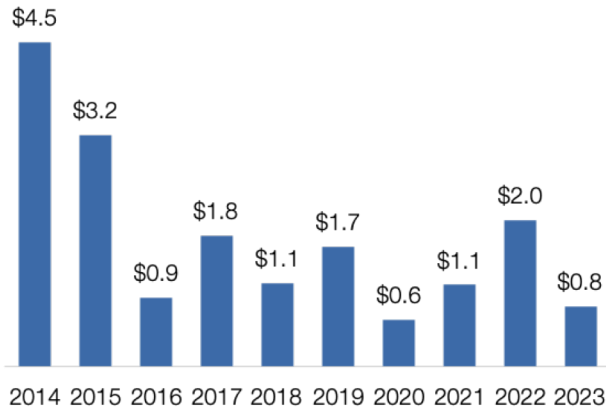


District of Columbia's Exports to China

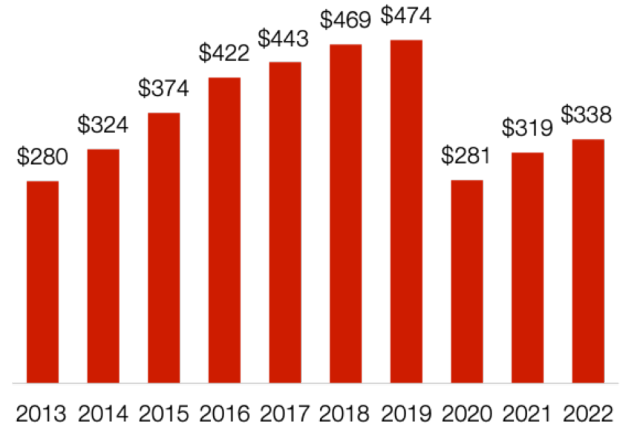
District of Columbia's goods and services exports to China supported **940** American jobs in 2022.

Goods (\$ million)



Change (2022-2023): **-59%** ↓

Services (\$ million)



Growth (2021-2022): **+6%** ↑

Top Goods Export Markets, 2023

1. Poland	\$282 million
2. Egypt	\$253 million
3. Switzerland	\$161 million
4. United Kingdom	\$136 million
38. China	\$825,000

Top Services Export Markets, 2022

1. Ireland	\$914 million
2. Canada	\$719 million
3. United Kingdom	\$688 million
4. Switzerland	\$467 million
8. China	\$338 million

Top Goods Exports to China, 2023

1. Misc. general purpose machinery	\$581,000
2. Electrical equipment & components	\$167,000
3. Pharmaceuticals & medicines	\$21,000
4. Navigational & meas. instruments	\$16,000
5. Paints, coatings & adhesives	\$10,000

Top Services Exports to China, 2022

1. Education	\$170 million
2. Legal services	\$37 million
3. Business mgmt. & consulting	\$34 million
4. Computer software services	\$16 million
5. Credit-related services	\$14 million

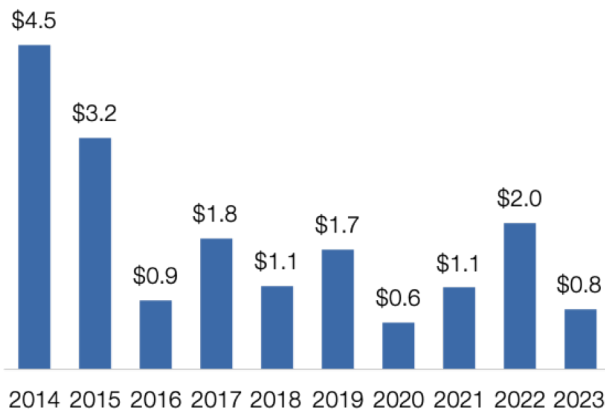
0% of District of Columbia's global goods exports went to China in 2023

4% of District of Columbia's global services exports went to China in 2022

District of Columbia's At-Large District Exports to China

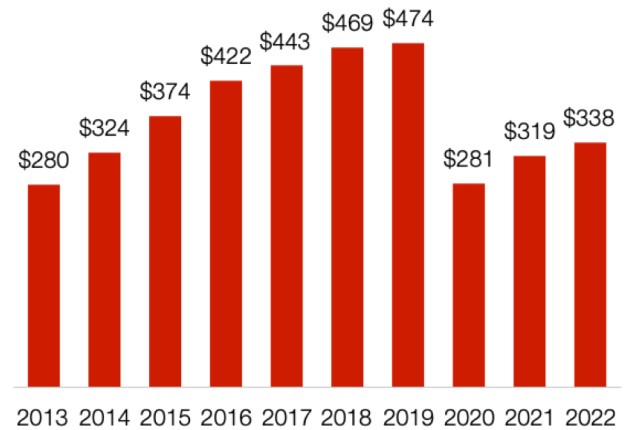
District of Columbia's At-Large District goods and services exports to China supported **940** American jobs in 2022.

Goods (\$ million)



Change (2022-2023): **-59%** ↓

Services (\$ million)



Growth (2021-2022): **+6%** ↑

Top Goods Export Markets, 2023

1. Poland	\$282 million
2. Egypt	\$253 million
3. Switzerland	\$161 million
4. United Kingdom	\$136 million
38. China	\$825,000

Top Goods Exports to China, 2023

1. Misc. general purpose machinery	\$581,000
2. Electrical equipment & components	\$167,000
3. Pharmaceuticals & medicines	\$21,000
4. Navigational & meas. instruments	\$16,000
5. Paints, coatings & adhesives	\$10,000

0% of DC-AL global goods exports went to China in 2023

Top Services Export Markets, 2022

1. Ireland	\$914 million
2. Canada	\$719 million
3. United Kingdom	\$688 million
4. Switzerland	\$467 million
8. China	\$338 million

Top Services Exports to China, 2022

1. Education	\$170 million
2. Legal services	\$37 million
3. Business mgmt. & consulting	\$34 million
4. Computer software services	\$16 million
5. Credit-related services	\$14 million

4% of DC-AL global services exports went to China in 2022