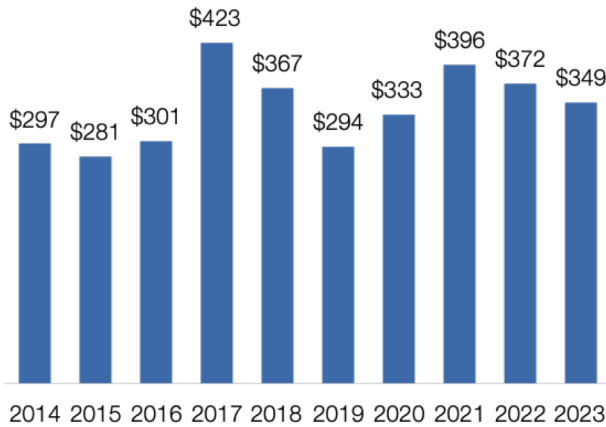


# New Hampshire's Exports to China

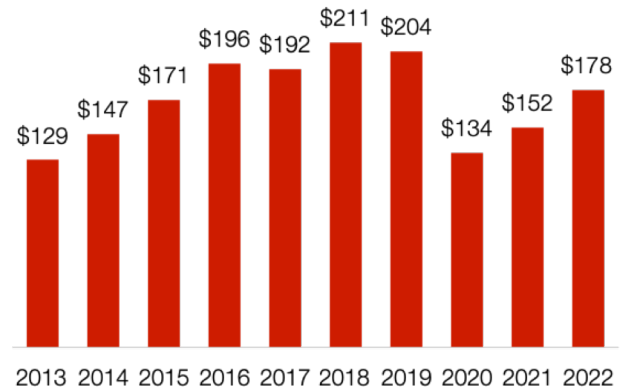
New Hampshire's goods and services exports to China supported **2,930** American jobs in 2022.

## Goods (\$ million)



Change (2022-2023): **-6%** ↓

## Services (\$ million)



Growth (2021-2022): **+17%** ↑

### Top Goods Export Markets, 2023

1. Canada	\$1.4 billion
2. Germany	\$1.3 billion
3. Mexico	\$694 million
4. United Arab Emirates	\$355 million
5. China	\$349 million

### Top Services Export Markets, 2022

1. Ireland	\$435 million
2. United Kingdom	\$287 million
3. Canada	\$283 million
4. Switzerland	\$275 million
5. China	\$178 million

### Top Goods Exports to China, 2023

1. Computer equipment	\$61 million
2. Marine products	\$53 million
3. Metalworking machinery	\$51 million
4. Plastics products	\$20 million
5. Misc. general purpose machinery	\$18 million

### Top Services Exports to China, 2022

1. Education	\$52 million
2. Royalties from industrial processes	\$25 million
3. Misc. personal & recreational	\$19 million
4. Software distribution royalties	\$17 million
5. Computer software services	\$11 million

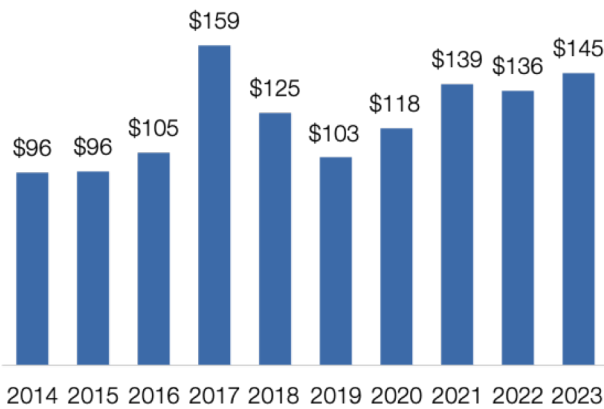
**5%** of New Hampshire's global goods exports went to China in 2023

**5%** of New Hampshire's global services exports went to China in 2022

# New Hampshire's 1<sup>st</sup> District Exports to China

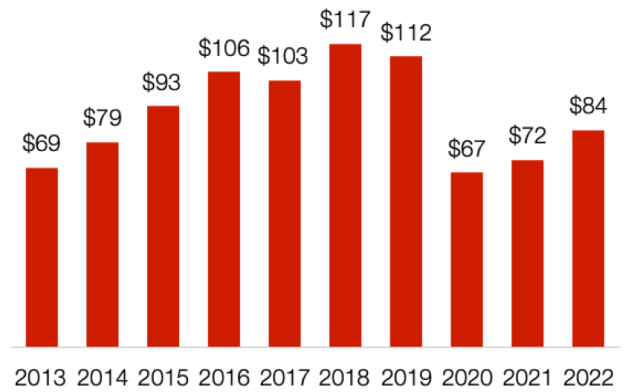
New Hampshire's 1<sup>st</sup> District goods and services exports to China supported **1,140** American jobs in 2022.

## Goods (\$ million)



Growth (2022-2023): +6% ↑

## Services (\$ million)



Growth (2021-2022): +16% ↑

### Top Goods Export Markets, 2023

1. Germany	\$707 million
2. Canada	\$703 million
3. Mexico	\$287 million
4. Poland	\$216 million
8. China	\$145 million

### Top Services Export Markets, 2022

1. Ireland	\$233 million
2. United Kingdom	\$170 million
3. Canada	\$167 million
4. Switzerland	\$150 million
10. China	\$84 million

### Top Goods Exports to China, 2023

1. Marine products	\$44 million
2. Computer equipment	\$23 million
3. Plastics products	\$8.5 million
4. Pharmaceuticals & medicines	\$7.7 million
5. Aerospace products & parts	\$7.2 million

### Top Services Exports to China, 2022

1. Education	\$14 million
2. Royalties from industrial processes	\$12 million
3. Misc. personal & recreational	\$10 million
4. Software distribution royalties	\$8.9 million
5. Computer software services	\$7.1 million

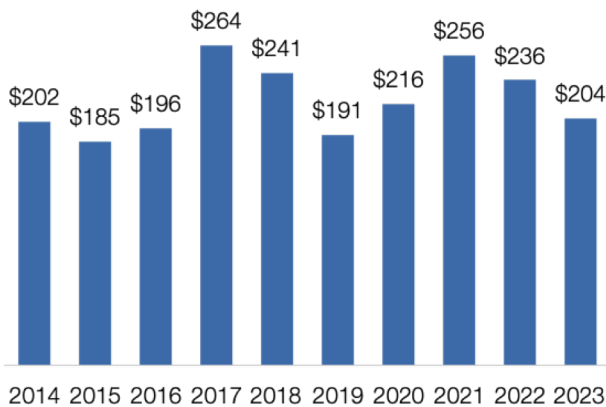
**4%** of NH-1 global goods exports went to China in 2023

**4%** of NH-1 global services exports went to China in 2022

# New Hampshire's 2<sup>nd</sup> District Exports to China

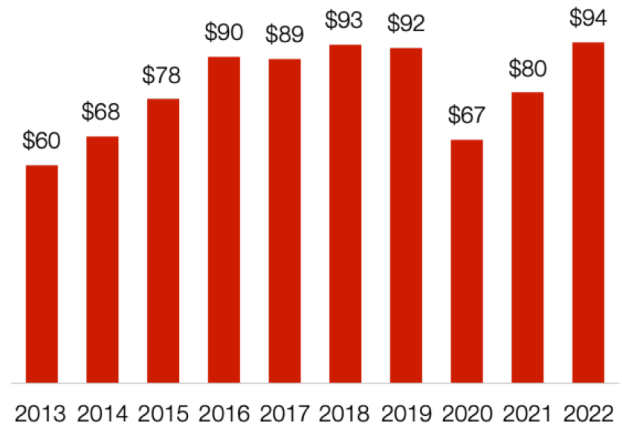
New Hampshire's 2<sup>nd</sup> District goods and services exports to China supported **1,790** American jobs in 2022.

## Goods (\$ million)



Change (2022-2023): **-13%** ↓

## Services (\$ million)



Growth (2021-2022): **+17%** ↑

### Top Goods Export Markets, 2023

1. Canada	\$671 million
2. Germany	\$580 million
3. Mexico	\$407 million
4. Japan	\$251 million
5. China	\$204 million

### Top Goods Exports to China, 2023

1. Metalworking machinery	\$47 million
2. Computer equipment	\$38 million
3. Misc. general purpose machinery	\$17 million
4. Navigational & meas. instruments	\$13 million
5. Plastics products	\$12 million

**5%** of NH-2 global goods exports went to China in 2023

### Top Services Export Markets, 2022

1. Ireland	\$202 million
2. Switzerland	\$126 million
3. United Kingdom	\$118 million
4. Canada	\$115 million
5. China	\$94 million

### Top Services Exports to China, 2022

1. Education	\$38 million
2. Royalties from industrial processes	\$12 million
3. Misc. personal & recreational	\$9.0 million
4. Software distribution royalties	\$8.1 million
5. Business mgmt. & consulting	\$4.0 million

**6%** of NH-2 global services exports went to China in 2022