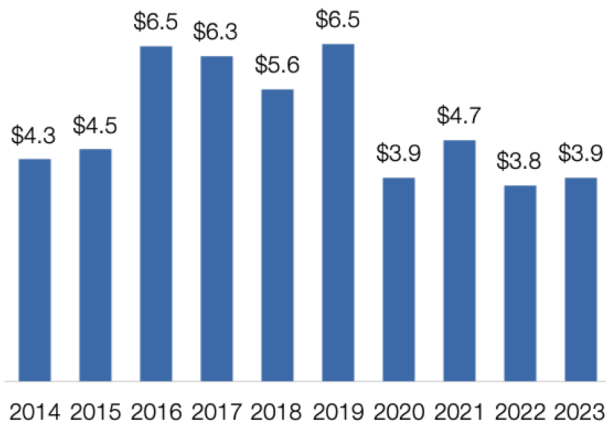


South Carolina's Exports to China

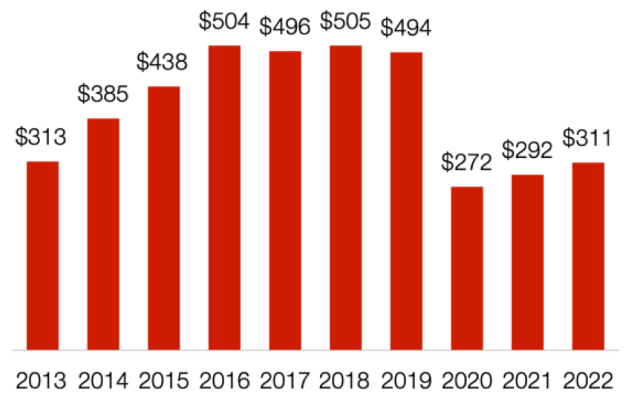
South Carolina's goods and services exports to China supported **18,070** American jobs in 2022.

Goods (\$ billion)



Growth (2022-2023): +4% ↑

Services (\$ million)



Growth (2021-2022): +7% ↑

Top Goods Export Markets, 2023

1. Germany	\$4.7 billion
2. Canada	\$4.5 billion
3. China	\$3.9 billion
4. Mexico	\$3.0 billion
5. Belgium	\$2.0 billion

Top Goods Exports to China, 2023

1. Motor vehicles	\$977 million
2. Resins & synthetic fibers	\$422 million
3. Motor vehicle parts	\$338 million
4. Motor vehicle bodies & trailers	\$268 million
5. Pulp & paperboard mill products	\$192 million

Top Services Export Markets, 2022

1. Germany	\$653 million
2. Switzerland	\$584 million
3. Canada	\$486 million
4. United Kingdom	\$477 million
7. China	\$311 million

Top Services Exports to China, 2022

1. Ocean freight & port services	\$63 million
2. Education	\$59 million
3. Royalties from industrial processes	\$42 million
4. Misc. business, prof. & tech. services	\$18 million
5. Personal travel & tourism	\$18 million

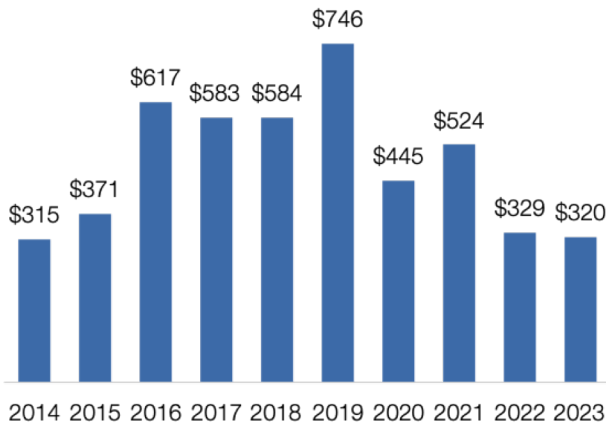
11% of South Carolina's global goods exports went to China in 2023

5% of South Carolina's global services exports went to China in 2022

South Carolina's 1st District Exports to China

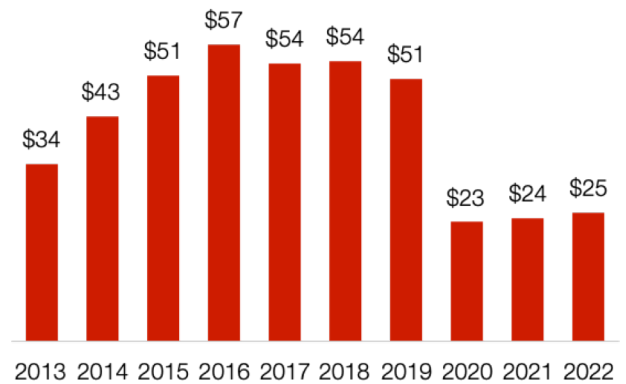
South Carolina's 1st District goods and services exports to China supported **1,580** American jobs in 2022.

Goods (\$ million)



Change (2022-2023): **-3%** ↓

Services (\$ million)



Growth (2021-2022): **+5%** ↑

Top Goods Export Markets, 2023

1. Germany	\$745 million
2. China	\$320 million
3. Canada	\$310 million
4. Belgium	\$288 million
5. Mexico	\$248 million

Top Goods Exports to China, 2023

1. Motor vehicles	\$188 million
2. Resins & synthetic fibers	\$25 million
3. Pulp & paperboard mill products	\$17 million
4. Boilers, tanks & containers	\$17 million
5. Basic chemicals	\$15 million

9% of SC-1 global goods exports went to China in 2023

Top Services Export Markets, 2022

1. Canada	\$73 million
2. United Kingdom	\$63 million
3. Mexico	\$62 million
4. Ireland	\$53 million
7. China	\$25 million

Top Services Exports to China, 2022

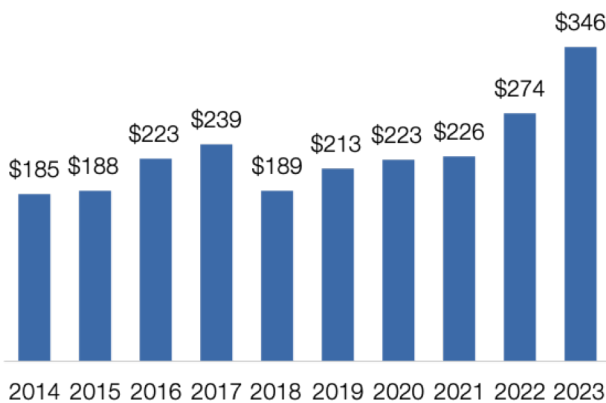
1. Personal travel & tourism	\$3.3 million
2. Misc. personal & recreational	\$3.1 million
3. Misc. business, prof. & tech. services	\$2.7 million
4. Royalties from industrial processes	\$2.7 million
5. Arch., eng. & other tech. services	\$2.0 million

3% of SC-1 global services exports went to China in 2022

South Carolina's 2nd District Exports to China

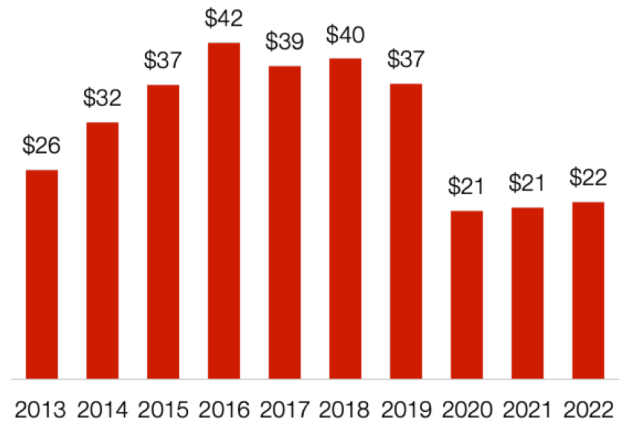
South Carolina's 2nd District goods and services exports to China supported **1,270** American jobs in 2022.

Goods (\$ million)



Growth (2022-2023): +27% ↑

Services (\$ million)



Growth (2021-2022): +3% ↑

Top Goods Export Markets, 2023

1. Canada	\$481 million
2. China	\$346 million
3. Mexico	\$346 million
4. Australia	\$128 million
5. Germany	\$121 million

Top Services Export Markets, 2022

1. United Kingdom	\$61 million
2. Canada	\$56 million
3. Ireland	\$44 million
4. Mexico	\$40 million
8. China	\$22 million

Top Goods Exports to China, 2023

1. Resins & synthetic fibers	\$98 million
2. Communications equipment	\$29 million
3. Animal foods	\$23 million
4. Rubber products	\$20 million
5. Pulp & paperboard mill products	\$18 million

Top Services Exports to China, 2022

1. Royalties from industrial processes	\$4.5 million
2. Misc. business, prof. & tech. services	\$2.6 million
3. Equip. installation & maintenance	\$2.5 million
4. Trademark royalties	\$1.8 million
5. Personal travel & tourism	\$1.7 million

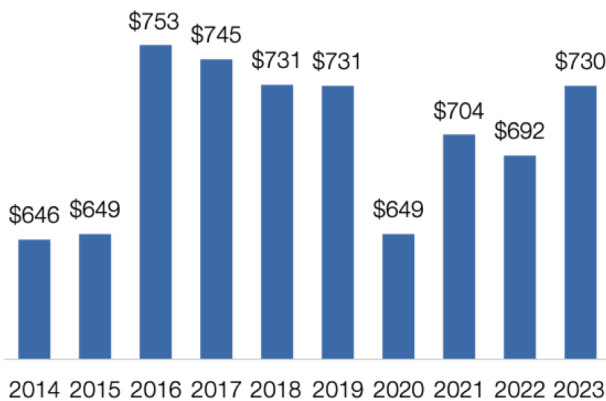
12% of SC-2 global goods exports went to China in 2023

4% of SC-2 global services exports went to China in 2022

South Carolina's 3rd District Exports to China

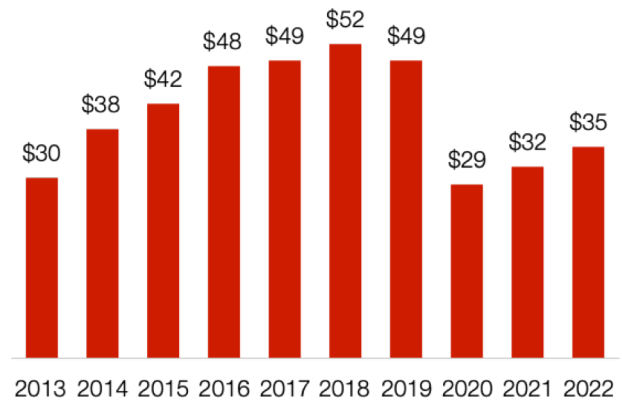
South Carolina's 3rd District goods and services exports to China supported **3,270** American jobs in 2022.

Goods (\$ million)



Growth (2022-2023): +6% ↑

Services (\$ million)



Growth (2021-2022): +10% ↑

Top Goods Export Markets, 2023

1. Canada	\$1.1 billion
2. China	\$730 million
3. Mexico	\$625 million
4. Germany	\$436 million
5. Japan	\$220 million

Top Goods Exports to China, 2023

1. Motor vehicle parts	\$140 million
2. Navigational & meas. instruments	\$78 million
3. Meat products	\$69 million
4. Motor vehicles	\$63 million
5. Resins & synthetic fibers	\$61 million

13% of SC-3 global goods exports went to China in 2023

Top Services Export Markets, 2022

1. Ireland	\$37 million
2. Switzerland	\$36 million
3. Canada	\$35 million
4. China	\$35 million
5. United Kingdom	\$26 million

Top Services Exports to China, 2022

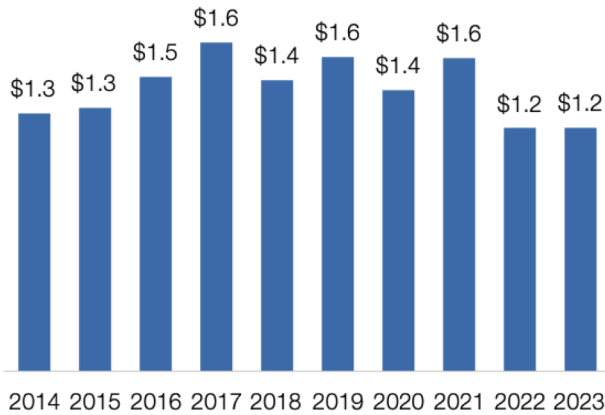
1. Education	\$18 million
2. Royalties from industrial processes	\$7.3 million
3. Trademark royalties	\$1.5 million
4. Misc. business, prof. & tech. services	\$1.4 million
5. Equip. installation & maintenance	\$1.4 million

8% of SC-3 global services exports went to China in 2022

South Carolina's 4th District Exports to China

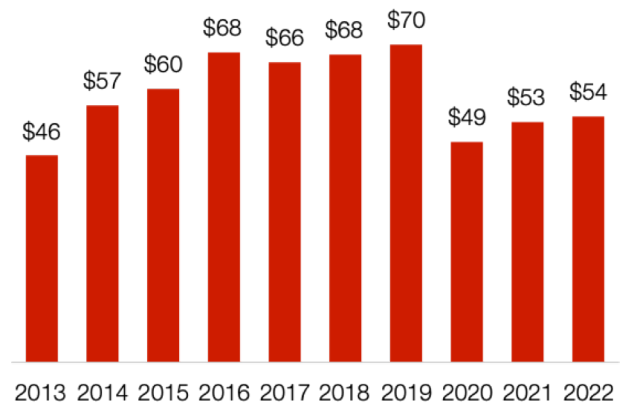
South Carolina's 4th District goods and services exports to China supported **5,230** American jobs in 2022.

Goods (\$ billion)



Growth (2022-2023): 0%

Services (\$ million)



Growth (2021-2022): +3%

Top Goods Export Markets, 2023

1. Germany	\$2.0 billion
2. Canada	\$1.2 billion
3. China	\$1.2 billion
4. Belgium	\$781 million
5. Mexico	\$746 million

Top Goods Exports to China, 2023

1. Motor vehicles	\$437 million
2. Motor vehicle bodies & trailers	\$191 million
3. Motor vehicle parts	\$145 million
4. Resins & synthetic fibers	\$86 million
5. Soaps, cleaning agents & toiletries	\$46 million

11% of SC-4 global goods exports went to China in 2023

Top Services Export Markets, 2022

1. Germany	\$114 million
2. Ireland	\$111 million
3. Switzerland	\$97 million
4. Canada	\$86 million
6. China	\$54 million

Top Services Exports to China, 2022

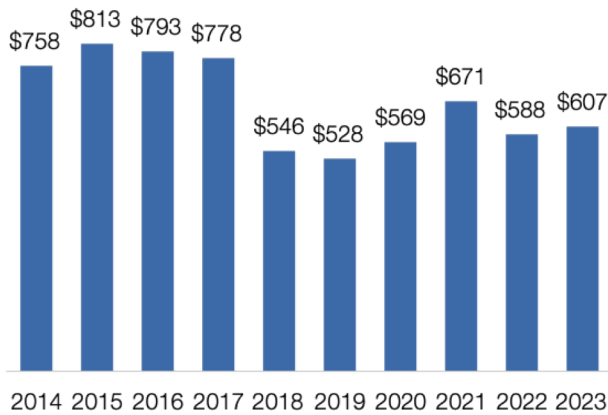
1. Royalties from industrial processes	\$15 million
2. Education	\$7.3 million
3. Credit-related services	\$5.3 million
4. Misc. business, prof. & tech. services	\$5.2 million
5. Equip. installation & maintenance	\$3.7 million

5% of SC-4 global services exports went to China in 2022

South Carolina's 5th District Exports to China

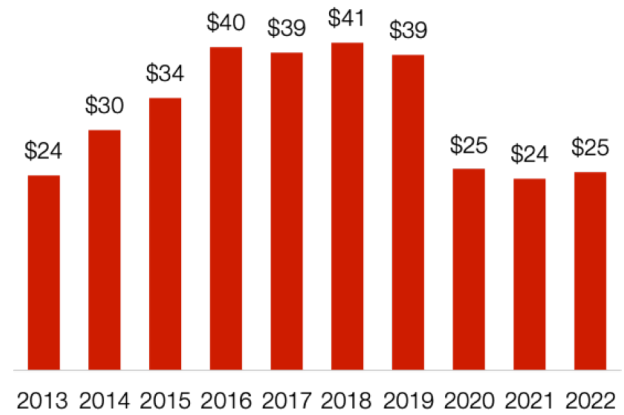
South Carolina's 5th District goods and services exports to China supported **2,580** American jobs in 2022.

Goods (\$ million)



Growth (2022-2023): +3% ↑

Services (\$ million)



Growth (2021-2022): +4% ↑

Top Goods Export Markets, 2023

1. Germany	\$739 million
2. Canada	\$611 million
3. China	\$607 million
4. Mexico	\$411 million
5. Belgium	\$320 million

Top Goods Exports to China, 2023

1. Motor vehicles	\$152 million
2. Resins & synthetic fibers	\$76 million
3. Navigational & meas. instruments	\$45 million
4. Motor vehicle bodies & trailers	\$43 million
5. Meat products	\$34 million

13% of SC-5 global goods exports went to China in 2023

Top Services Export Markets, 2022

1. Ireland	\$57 million
2. Canada	\$49 million
3. Switzerland	\$44 million
4. United Kingdom	\$43 million
6. China	\$25 million

Top Services Exports to China, 2022

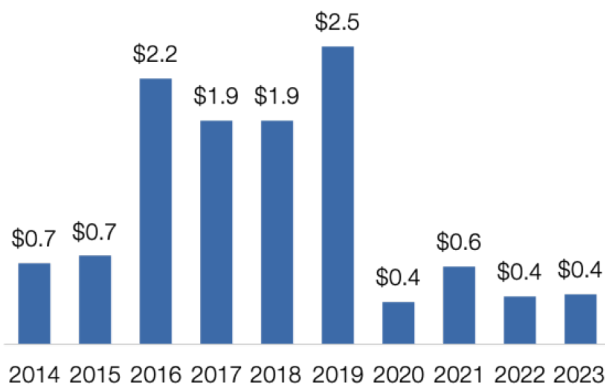
1. Royalties from industrial processes	\$5.8 million
2. Credit-related services	\$3.1 million
3. Equip. installation & maintenance	\$2.5 million
4. Education	\$1.7 million
5. Business mgmt. & consulting	\$1.6 million

4% of SC-5 global services exports went to China in 2022

South Carolina's 6th District Exports to China

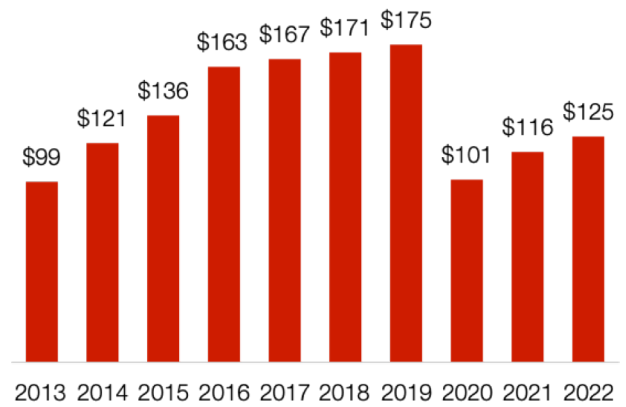
South Carolina's 6th District goods and services exports to China supported **2,550** American jobs in 2022.

Goods (\$ billion)



Growth (2022-2023): +4% ↑

Services (\$ million)



Growth (2021-2022): +8% ↑

Top Goods Export Markets, 2023

1. Singapore	\$1.1 billion
2. Taiwan	\$540 million
3. Turkey	\$528 million
4. Canada	\$473 million
5. China	\$414 million

Top Goods Exports to China, 2023

1. Pulp & paperboard mill products	\$64 million
2. Motor vehicles	\$57 million
3. Resins & synthetic fibers	\$39 million
4. Oilseeds & grains	\$31 million
5. Basic chemicals	\$31 million

6% of SC-6 global goods exports went to China in 2023

Top Services Export Markets, 2022

1. Germany	\$417 million
2. Switzerland	\$304 million
3. United Kingdom	\$137 million
4. China	\$125 million
5. Denmark	\$116 million

Top Services Exports to China, 2022

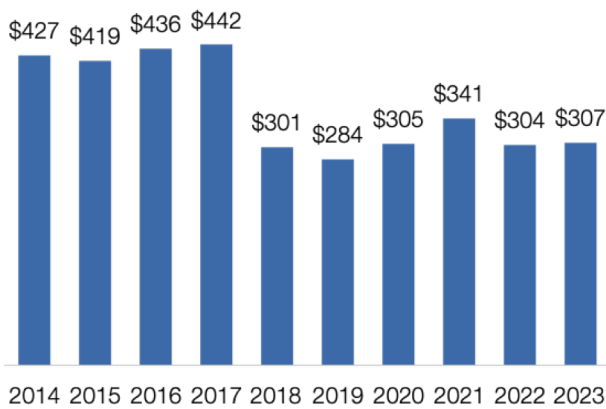
1. Ocean freight & port services	\$63 million
2. Education	\$27 million
3. Royalties from industrial processes	\$5.5 million
4. Personal travel & tourism	\$4.2 million
5. Misc. business, prof. & tech. services	\$3.6 million

5% of SC-6 global services exports went to China in 2022

South Carolina's 7th District Exports to China

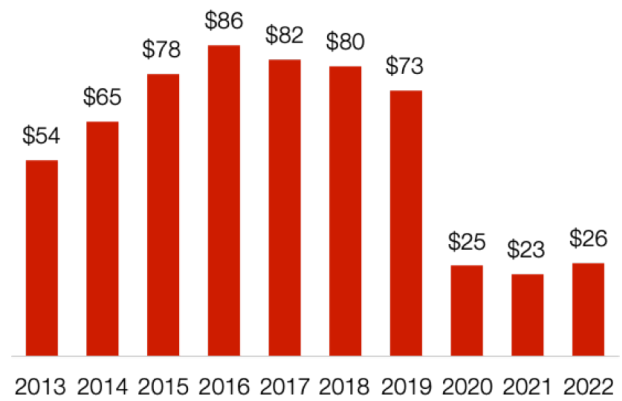
South Carolina's 7th District goods and services exports to China supported **1,580** American jobs in 2022.

Goods (\$ million)



Growth (2022-2023): +1% ↑

Services (\$ million)



Growth (2021-2022): +14% ↑

Top Goods Export Markets, 2023

1. Canada	\$359 million
2. Germany	\$346 million
3. China	\$307 million
4. Mexico	\$284 million
5. Belgium	\$142 million

Top Goods Exports to China, 2023

1. Motor vehicles	\$70 million
2. Resins & synthetic fibers	\$37 million
3. Pulp & paperboard mill products	\$34 million
4. Oilseeds & grains	\$26 million
5. Motor vehicle bodies & trailers	\$19 million

12% of SC-7 global goods exports went to China in 2023

Top Services Export Markets, 2022

1. Canada	\$73 million
2. Mexico	\$72 million
3. United Kingdom	\$63 million
4. India	\$32 million
7. China	\$26 million

Top Services Exports to China, 2022

1. Personal travel & tourism	\$4.8 million
2. Education	\$4.1 million
3. Misc. personal & recreational	\$3.4 million
4. Credit-related services	\$3.0 million
5. Trademark royalties	\$1.9 million

4% of SC-7 global services exports went to China in 2022