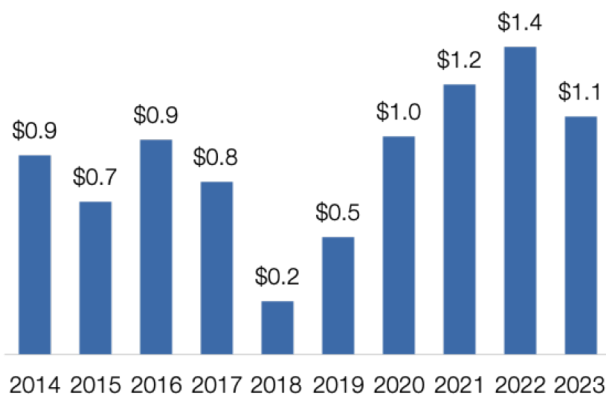


South Dakota's Exports to China

South Dakota's goods and services exports to China supported **9,580** American jobs in 2022.

Goods

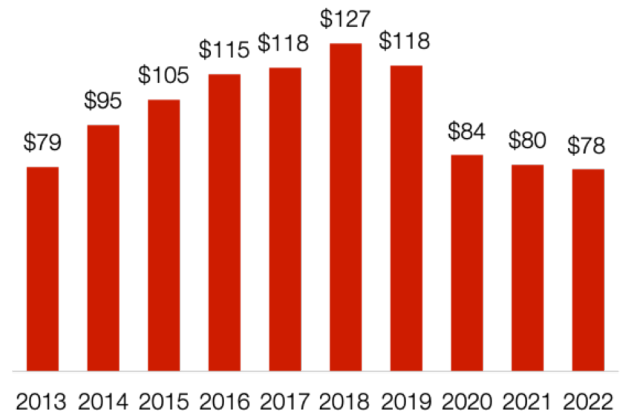
(\$ billion)



Change (2022-2023): **-23%** ↓

Services

(\$ million)



Change (2021-2022): **-2%** ↓

Top Goods Export Markets, 2023

1. Canada	\$1.1 billion
2. China	\$1.1 billion
3. Mexico	\$633 million
4. Japan	\$296 million
5. Germany	\$134 million

Top Services Export Markets, 2022

1. United Kingdom	\$225 million
2. Canada	\$147 million
3. U.K. Caribbean	\$81 million
4. China	\$78 million
5. Mexico	\$75 million

Top Goods Exports to China, 2023

1. Oilseeds & grains	\$905 million
2. Meat products	\$69 million
3. Medical equipment & supplies	\$28 million
4. Dairy products	\$8.4 million
5. Basic chemicals	\$6.8 million

Top Services Exports to China, 2022

1. Credit-related services	\$21 million
2. Misc. financial services	\$20 million
3. Education	\$15 million
4. Misc. personal & recreational	\$4.3 million
5. Bank lending-related services	\$4.0 million

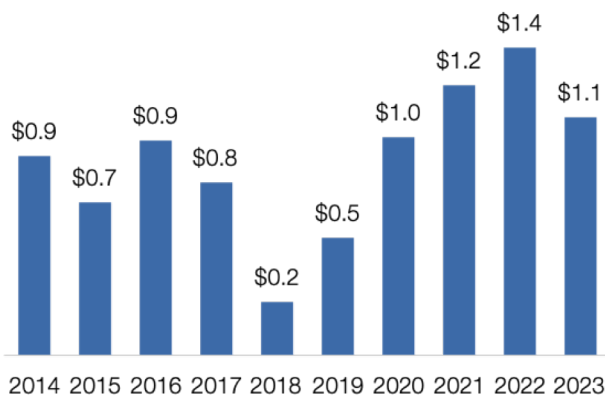
25% of South Dakota's global goods exports went to China in 2023

5% of South Dakota's global services exports went to China in 2022

South Dakota's At-Large District Exports to China

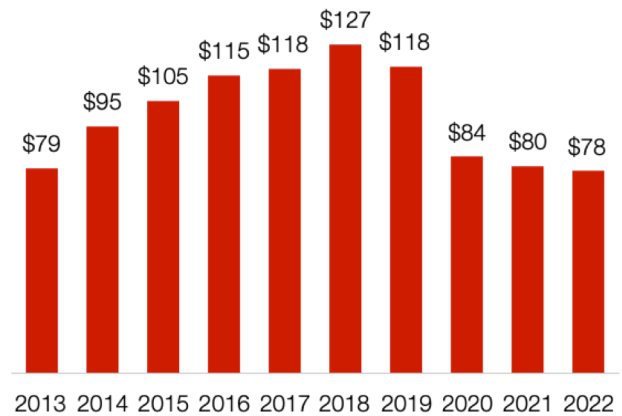
South Dakota's At-Large District goods and services exports to China supported **9,580** American jobs in 2022.

Goods (\$ billion)



Change (2022-2023): **-23%** ↓

Services (\$ million)



Change (2021-2022): **-2%** ↓

Top Goods Export Markets, 2023

1. Canada	\$1.1 billion
2. China	\$1.1 billion
3. Mexico	\$633 million
4. Japan	\$296 million
5. Germany	\$134 million

Top Goods Exports to China, 2023

1. Oilseeds & grains	\$905 million
2. Meat products	\$69 million
3. Medical equipment & supplies	\$28 million
4. Dairy products	\$8.4 million
5. Basic chemicals	\$6.8 million

25% of SD-AL global goods exports went to China in 2023

Top Services Export Markets, 2022

1. United Kingdom	\$225 million
2. Canada	\$147 million
3. U.K. Caribbean	\$81 million
4. China	\$78 million
5. Mexico	\$75 million

Top Services Exports to China, 2022

1. Credit-related services	\$21 million
2. Misc. financial services	\$20 million
3. Education	\$15 million
4. Misc. personal & recreational	\$4.3 million
5. Bank lending-related services	\$4.0 million

5% of SD-AL global services exports went to China in 2022