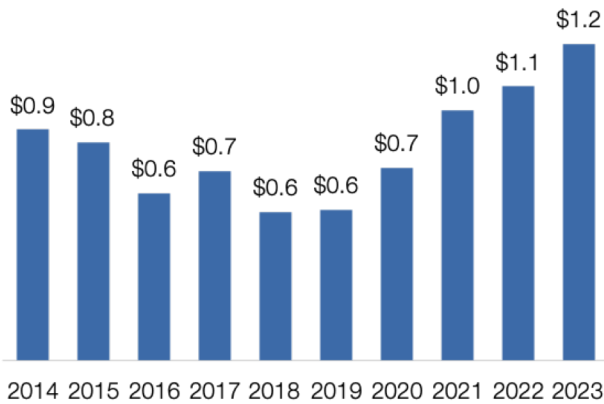


Utah's Exports to China

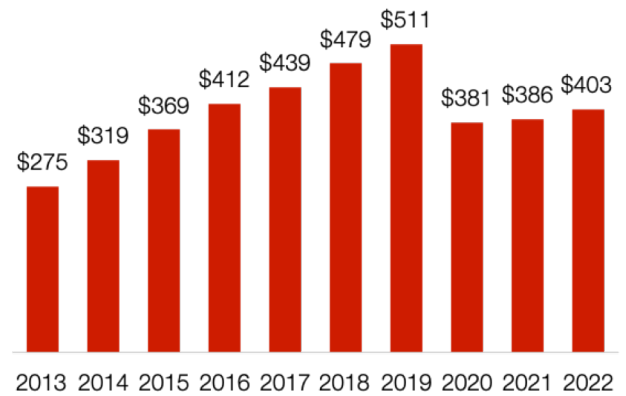
Utah's goods and services exports to China supported **7,320** American jobs in 2022.

Goods (\$ billion)



Growth (2022-2023): +15% ↑

Services (\$ million)



Growth (2021-2022): +4% ↑

Top Goods Export Markets, 2023

1. United Kingdom	\$7.2 billion
2. Canada	\$1.7 billion
3. Mexico	\$1.3 billion
4. China	\$1.2 billion
5. Japan	\$819 million

Top Services Export Markets, 2022

1. United Kingdom	\$1.1 billion
2. Ireland	\$903 million
3. Canada	\$592 million
4. Switzerland	\$461 million
5. China	\$403 million

Top Goods Exports to China, 2023

1. Metal ores	\$231 million
2. Meat products	\$199 million
3. Medical equipment & supplies	\$134 million
4. Navigational & meas. instruments	\$119 million
5. Pharmaceuticals & medicines	\$97 million

Top Services Exports to China, 2022

1. Education	\$98 million
2. Credit-related services	\$66 million
3. Software distribution royalties	\$60 million
4. Misc. financial services	\$24 million
5. Royalties from industrial processes	\$21 million

7% of Utah's global goods exports went to China in 2023

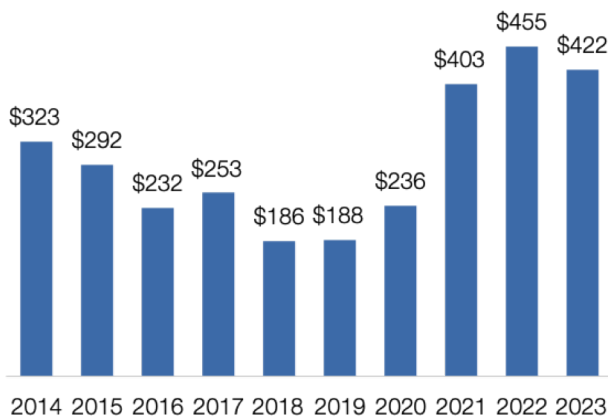
5% of Utah's global services exports went to China in 2022



Utah's 1st District Exports to China

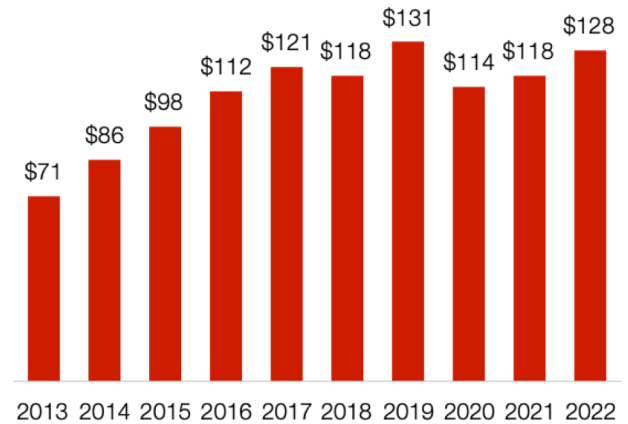
Utah's 1st District goods and services exports to China supported **3,290** American jobs in 2022.

Goods (\$ million)



Change (2022-2023): **-7%** ↓

Services (\$ million)



Growth (2021-2022): **+8%** ↑

Top Goods Export Markets, 2023

1. United Kingdom	\$2.5 billion
2. Canada	\$635 million
3. Mexico	\$598 million
4. China	\$422 million
5. Japan	\$272 million

Top Goods Exports to China, 2023

1. Meat products	\$153 million
2. Navigational & meas. instruments	\$54 million
3. Medical equipment & supplies	\$28 million
4. Metal ores	\$27 million
5. Pharmaceuticals & medicines	\$22 million

7% of UT-1 global goods exports went to China in 2023

Top Services Export Markets, 2022

1. Ireland	\$193 million
2. United Kingdom	\$160 million
3. China	\$128 million
4. Canada	\$125 million
5. Switzerland	\$98 million

Top Services Exports to China, 2022

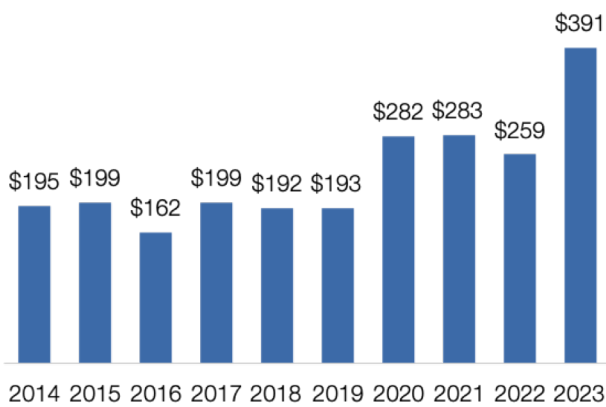
1. Education	\$66 million
2. Software distribution royalties	\$12 million
3. Credit-related services	\$9.4 million
4. Misc. financial services	\$7.3 million
5. Royalties from industrial processes	\$4.8 million

7% of UT-1 global services exports went to China in 2022

Utah's 2nd District Exports to China

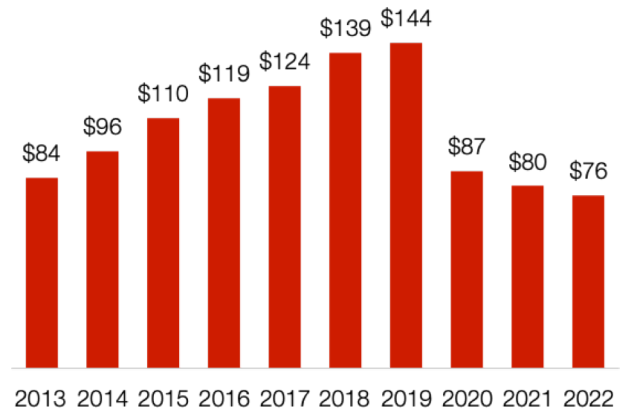
Utah's 2nd District goods and services exports to China supported **1,540** American jobs in 2022.

Goods (\$ million)



Growth (2022-2023): **+51%** ↑

Services (\$ million)



Change (2021-2022): **-5%** ↓

Top Goods Export Markets, 2023

1. United Kingdom	\$3.7 billion
2. Canada	\$524 million
3. China	\$391 million
4. Mexico	\$332 million
5. Japan	\$235 million

Top Services Export Markets, 2022

1. United Kingdom	\$527 million
2. Ireland	\$161 million
3. Canada	\$146 million
4. Mexico	\$143 million
8. China	\$76 million

Top Goods Exports to China, 2023

1. Metal ores	\$145 million
2. Navigational & meas. instruments	\$35 million
3. Medical equipment & supplies	\$34 million
4. Misc. chemical preparations	\$28 million
5. Meat products	\$19 million

Top Services Exports to China, 2022

1. Credit-related services	\$17 million
2. Education	\$9.7 million
3. Royalties from industrial processes	\$7.8 million
4. Misc. financial services	\$4.7 million
5. Software distribution royalties	\$4.4 million

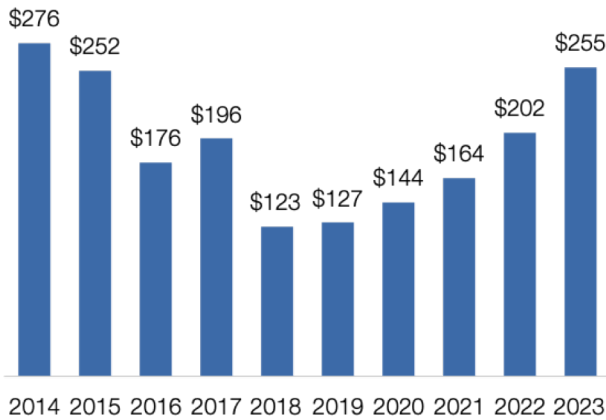
6% of UT-2 global goods exports went to China in 2023

3% of UT-2 global services exports went to China in 2022

Utah's 3rd District Exports to China

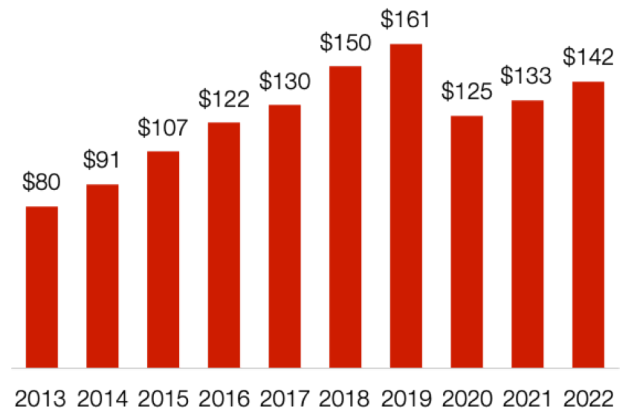
Utah's 3rd District goods and services exports to China supported **1,520** American jobs in 2022.

Goods (\$ million)



Growth (2022-2023): **+27%** ↑

Services (\$ million)



Growth (2021-2022): **+7%** ↑

Top Goods Export Markets, 2023

1. United Kingdom	\$549 million
2. Canada	\$315 million
3. Mexico	\$276 million
4. China	\$255 million
5. Japan	\$208 million

Top Services Export Markets, 2022

1. Ireland	\$421 million
2. United Kingdom	\$248 million
3. Canada	\$220 million
4. Switzerland	\$184 million
8. China	\$142 million

Top Goods Exports to China, 2023

1. Pharmaceuticals & medicines	\$47 million
2. Medical equipment & supplies	\$42 million
3. Metal ores	\$42 million
4. Navigational & meas. instruments	\$20 million
5. Semiconductors & components	\$18 million

Top Services Exports to China, 2022

1. Software distribution royalties	\$38 million
2. Credit-related services	\$25 million
3. Education	\$17 million
4. Computer software services	\$10 million
5. Misc. financial services	\$6.7 million

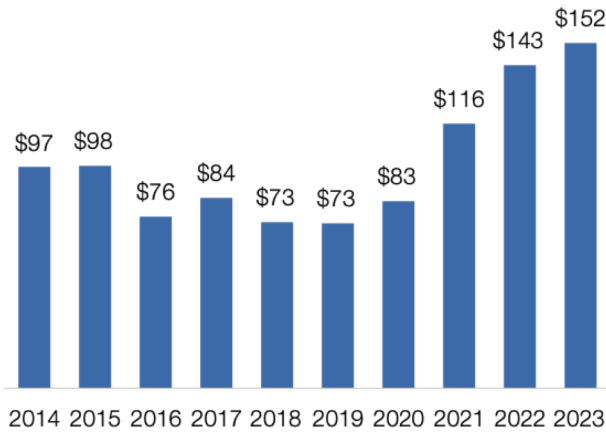
9% of UT-3 global goods exports went to China in 2023

5% of UT-3 global services exports went to China in 2022

Utah's 4th District Exports to China

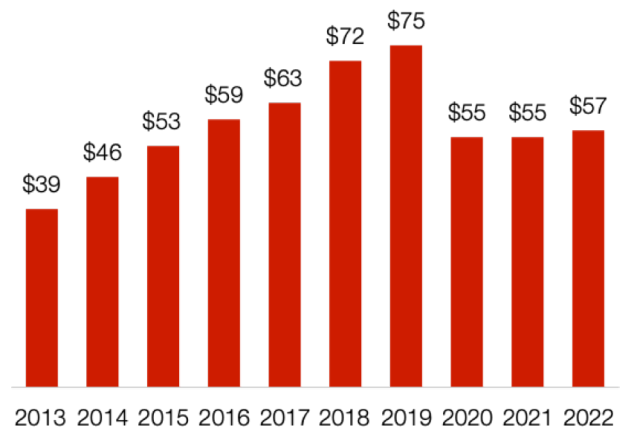
Utah's 4th District goods and services exports to China supported **970** American jobs in 2022.

Goods (\$ million)



Growth (2022-2023): **+7%** ↑

Services (\$ million)



Growth (2021-2022): **+3%** ↑

Top Goods Export Markets, 2023

1. United Kingdom	\$393 million
2. Canada	\$218 million
3. China	\$152 million
4. Mexico	\$129 million
5. Japan	\$104 million

Top Services Export Markets, 2022

1. Ireland	\$128 million
2. United Kingdom	\$126 million
3. Canada	\$101 million
4. Switzerland	\$73 million
7. China	\$57 million

Top Goods Exports to China, 2023

1. Medical equipment & supplies	\$29 million
2. Meat products	\$26 million
3. Metal ores	\$17 million
4. Pharmaceuticals & medicines	\$12 million
5. Navigational & meas. instruments	\$11 million

Top Services Exports to China, 2022

1. Credit-related services	\$15 million
2. Software distribution royalties	\$5.5 million
3. Education	\$5.5 million
4. Misc. financial services	\$4.9 million
5. Computer software services	\$3.8 million

9% of UT-4 global goods exports went to China in 2023

4% of UT-4 global services exports went to China in 2022