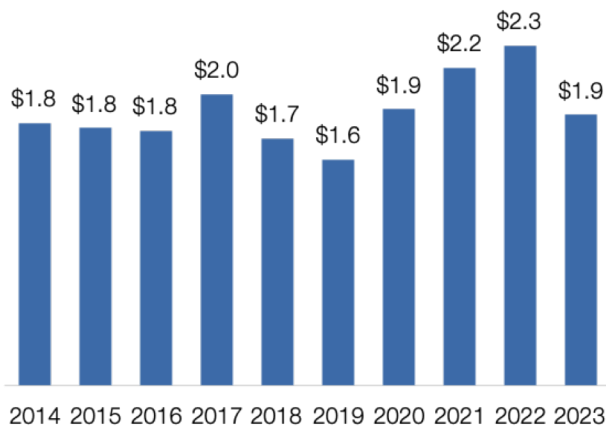


Wisconsin's Exports to China

Wisconsin's goods and services exports to China supported **14,620** American jobs in 2022.

Goods

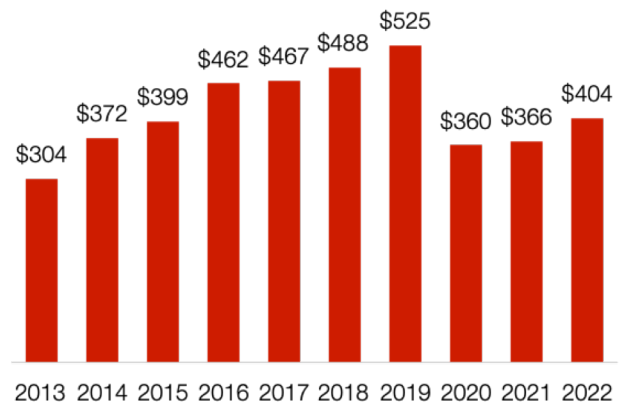
(\$ billion)



Change (2022-2023): **-20%** ↓

Services

(\$ million)



Growth (2021-2022): **+10%** ↑

Top Goods Export Markets, 2023

1. Canada	\$8.4 billion
2. Mexico	\$4.4 billion
3. China	\$1.9 billion
4. Germany	\$993 million
5. Belgium	\$895 million

Top Goods Exports to China, 2023

1. Oilseeds & grains	\$374 million
2. Navigational & meas. instruments	\$300 million
3. Dairy products	\$96 million
4. Pharmaceuticals & medicines	\$88 million
5. Cattle	\$69 million

Top Services Export Markets, 2022

1. Ireland	\$767 million
2. United Kingdom	\$650 million
3. Canada	\$570 million
4. Switzerland	\$459 million
5. China	\$404 million

Top Services Exports to China, 2022

1. Education	\$158 million
2. Software distribution royalties	\$58 million
3. Royalties from industrial processes	\$55 million
4. Trademark royalties	\$19 million
5. Equip. installation & maintenance	\$15 million

7% of Wisconsin's global goods exports went to China in 2023

6% of Wisconsin's global services exports went to China in 2022

Wisconsin's 4th District Exports to China

Wisconsin's 4th District goods and services exports to China supported 1,020 American jobs in 2022.

Goods
(\$ million)

Services
(\$ million)

Change (2022-2023): -5% ↓

Growth (2021-2022): +9% ↑

Top Goods Export Markets, 2023

1. Canada	\$599 million
2. Mexico	\$311 million
3. China	\$157 million
4. Germany	\$92 million
5. Belgium	\$87 million

Top Goods Exports to China, 2023

1. Navigational & meas. instruments	\$87 million
2. Engines & turbines	\$13 million
3. Electrical equipment	\$12 million
4. Basic chemicals	\$12 million
5. Pharmaceuticals & medicines	\$4.2 million

7% of WI-4 global goods exports
went to China in 2023

Top Services Export Markets, 2022

1. United Kingdom	\$105 million
2. Canada	\$96 million
3. U.K. Caribbean	\$66 million
4. Ireland	\$64 million
7. China	\$50 million

Top Services Exports to China, 2022

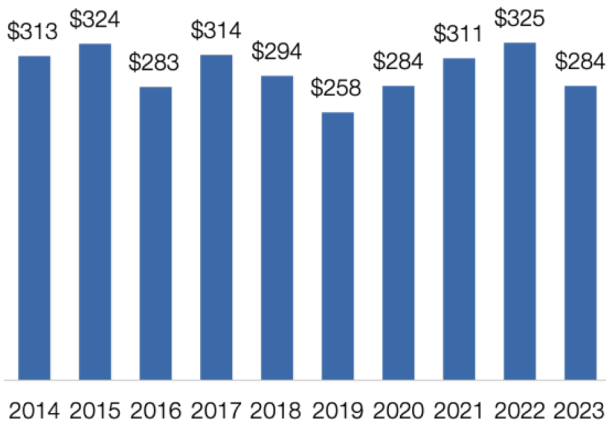
1. Education	\$22 million
2. Royalties from industrial processes	\$6.0 million
3. Trademark royalties	\$2.9 million
4. Misc. business, prof. & tech. services	\$2.7 million
5. Personal travel & tourism	\$2.5 million

5% of WI-4 global services exports
went to China in 2022

Wisconsin's 5th District Exports to China

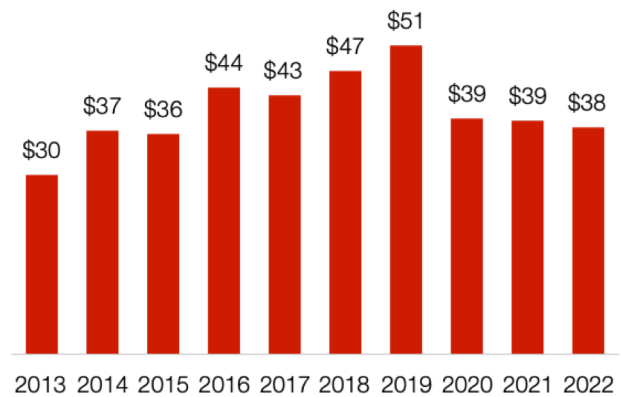
Wisconsin's 5th District goods and services exports to China supported **1,580** American jobs in 2022.

Goods (\$ million)



Change (2022-2023): **-13%** ↓

Services (\$ million)



Change (2021-2022): **-3%** ↓

Top Goods Export Markets, 2023

1. Canada	\$1.3 billion
2. Mexico	\$733 million
3. China	\$284 million
4. Germany	\$149 million
5. United Kingdom	\$128 million

Top Goods Exports to China, 2023

1. Navigational & meas. instruments	\$112 million
2. Electrical equipment	\$25 million
3. Oilseeds & grains	\$20 million
4. Misc. general purpose machinery	\$16 million
5. Comm. & serv. industry machinery	\$15 million

6% of WI-5 global goods exports went to China in 2023

Top Services Export Markets, 2022

1. Ireland	\$90 million
2. United Kingdom	\$88 million
3. Switzerland	\$83 million
4. Canada	\$75 million
8. China	\$38 million

Top Services Exports to China, 2022

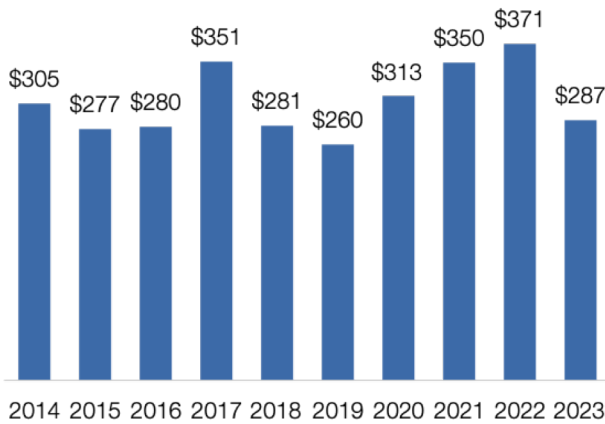
1. Royalties from industrial processes	\$13 million
2. Equip. installation & maintenance	\$3.7 million
3. Trademark royalties	\$2.8 million
4. Misc. business, prof. & tech. services	\$2.1 million
5. Education	\$1.6 million

4% of WI-5 global services exports went to China in 2022

Wisconsin's 6th District Exports to China

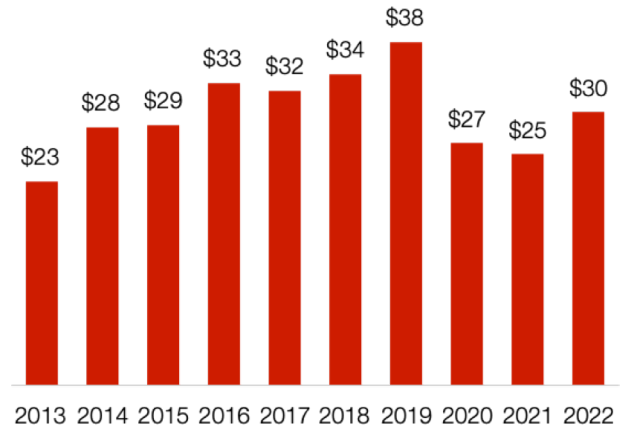
Wisconsin's 6th District goods and services exports to China supported **2,150** American jobs in 2022.

Goods (\$ million)



Change (2022-2023): **-23%** ↓

Services (\$ million)



Growth (2021-2022): **+18%** ↑

Top Goods Export Markets, 2023

1. Canada	\$1.8 billion
2. Mexico	\$941 million
3. China	\$287 million
4. Belgium	\$268 million
5. Australia	\$205 million

Top Goods Exports to China, 2023

1. Oilseeds & grains	\$51 million
2. Engines & turbines	\$34 million
3. Dairy products	\$27 million
4. Resins & synthetic fibers	\$17 million
5. Motor vehicle parts	\$15 million

5% of WI-6 global goods exports went to China in 2023

Top Services Export Markets, 2022

1. Ireland	\$58 million
2. United Kingdom	\$55 million
3. Canada	\$51 million
4. Switzerland	\$50 million
6. China	\$30 million

Top Services Exports to China, 2022

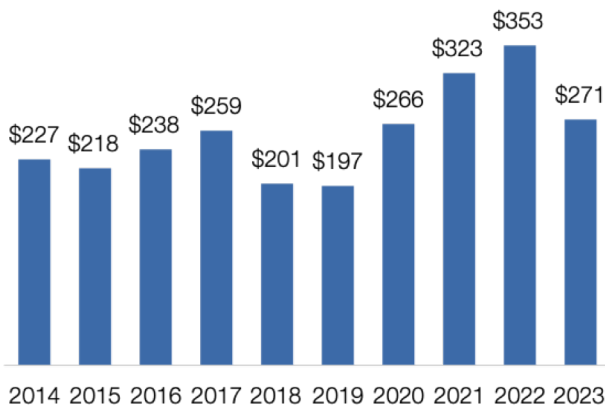
1. Education	\$9.2 million
2. Royalties from industrial processes	\$7.8 million
3. Trademark royalties	\$2.2 million
4. Equip. installation & maintenance	\$1.7 million
5. Misc. business, prof. & tech. services	\$1.6 million

5% of WI-6 global services exports went to China in 2022

Wisconsin's 7th District Exports to China

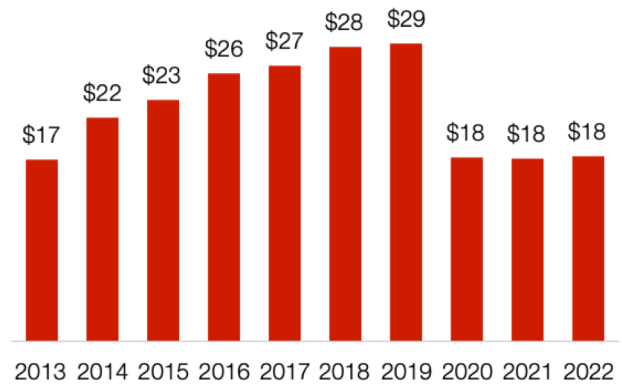
Wisconsin's 7th District goods and services exports to China supported **2,190** American jobs in 2022.

Goods (\$ million)



Change (2022-2023): **-23%** ↓

Services (\$ million)



Growth (2021-2022): **+1%** ↑

Top Goods Export Markets, 2023

1. Canada	\$970 million
2. Mexico	\$493 million
3. China	\$271 million
4. Germany	\$106 million
5. Netherlands	\$101 million

Top Goods Exports to China, 2023

1. Oilseeds & grains	\$96 million
2. Cattle	\$22 million
3. Dairy products	\$22 million
4. Sawmill & wood products	\$15 million
5. Navigational & meas. instruments	\$12 million

8% of WI-7 global goods exports went to China in 2023

Top Services Export Markets, 2022

1. United Kingdom	\$56 million
2. Canada	\$46 million
3. Mexico	\$34 million
4. Ireland	\$34 million
8. China	\$18 million

Top Services Exports to China, 2022

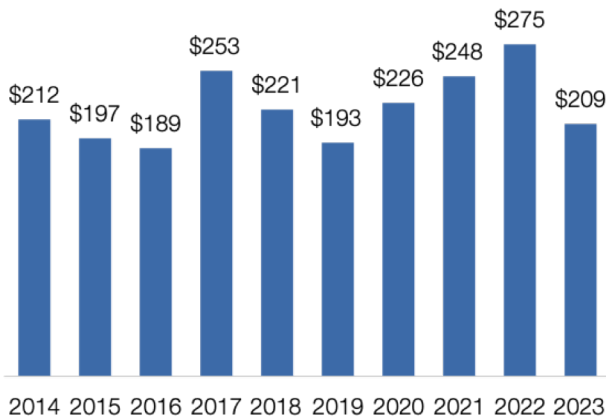
1. Software distribution royalties	\$2.0 million
2. Trademark royalties	\$1.9 million
3. Education	\$1.8 million
4. Royalties from industrial processes	\$1.8 million
5. Equip. installation & maintenance	\$1.7 million

4% of WI-7 global services exports went to China in 2022

Wisconsin's 8th District Exports to China

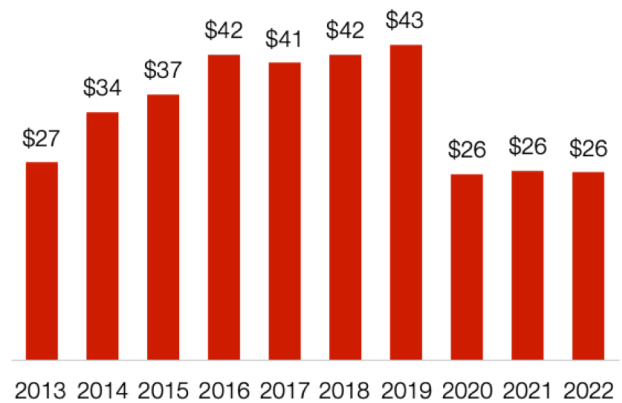
Wisconsin's 8th District goods and services exports to China supported **1,610** American jobs in 2022.

Goods (\$ million)



Change (2022-2023): **-24%** ↓

Services (\$ million)



Change (2021-2022): **-1%** ↓

Top Goods Export Markets, 2023

1. Canada	\$1.2 billion
2. Mexico	\$543 million
3. China	\$209 million
4. United Kingdom	\$131 million
5. Germany	\$105 million

Top Services Export Markets, 2022

1. United Kingdom	\$85 million
2. Canada	\$68 million
3. Mexico	\$46 million
4. Ireland	\$46 million
8. China	\$26 million

Top Goods Exports to China, 2023

1. Oilseeds & grains	\$37 million
2. Dairy products	\$22 million
3. Fabrics	\$18 million
4. Motor vehicle parts	\$14 million
5. Pulp & paperboard mill products	\$7.6 million

Top Services Exports to China, 2022

1. Royalties from industrial processes	\$5.9 million
2. Education	\$4.5 million
3. Trademark royalties	\$2.4 million
4. Personal travel & tourism	\$2.1 million
5. Equip. installation & maintenance	\$1.9 million

6% of WI-8 global goods exports went to China in 2023

4% of WI-8 global services exports went to China in 2022