

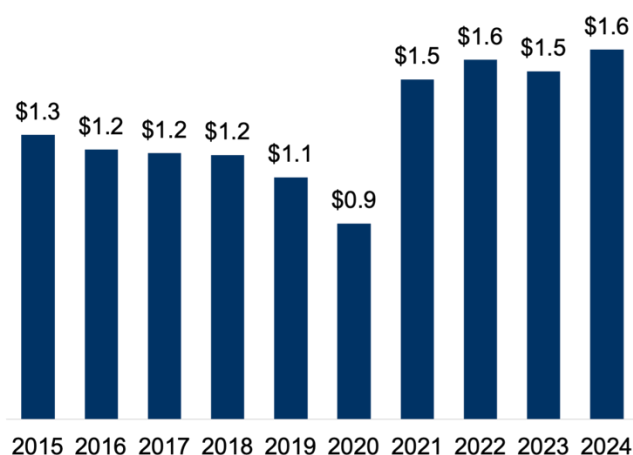
# Arizona's Exports to China

Arizona's goods and services exports to China supported **13,350** American jobs in 2023.

## Goods

(\$ billion)

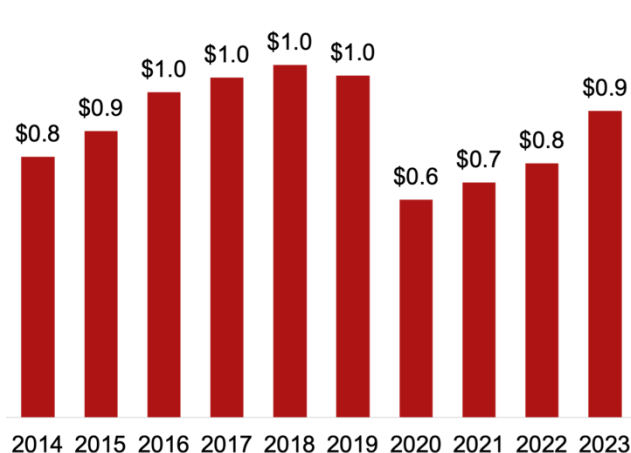
Growth (2023-2024): **6%**



## Services

(\$ billion)

Growth (2022-2023): **21%**



**5%** of Arizona's global goods exports went to China in 2024

**6%** of Arizona's global services exports went to China in 2023

### Top Goods Export Markets, 2024

1. Mexico	\$8.9 billion
2. Canada	\$2.7 billion
3. Netherlands	\$1.9 billion
4. China	\$1.6 billion
5. United Kingdom	\$1.3 billion

### Top Goods Exports to China, 2024

1. Aerospace products & parts	\$379 million
2. Semiconductors & components	\$287 million
3. Navigational & meas. instruments	\$218 million
4. Misc. crops	\$99 million
5. Meat products	\$78 million

### Top Services Export Markets, 2023

1. Canada	\$1.4 billion
2. United Kingdom	\$1.4 billion
3. Ireland	\$1.4 billion
4. Switzerland	\$917 million
5. China	\$912 million

### Top Services Exports to China, 2023

1. Education	\$355 million
2. Personal travel & tourism	\$97 million
3. Royalties from industrial processes	\$95 million
4. Credit-related services	\$54 million
5. Misc. financial services	\$41 million



# Arizona's 1<sup>st</sup> District Exports to China

Arizona's 1<sup>st</sup> District goods and services exports to China supported **1,970** American jobs in 2023.

## Goods

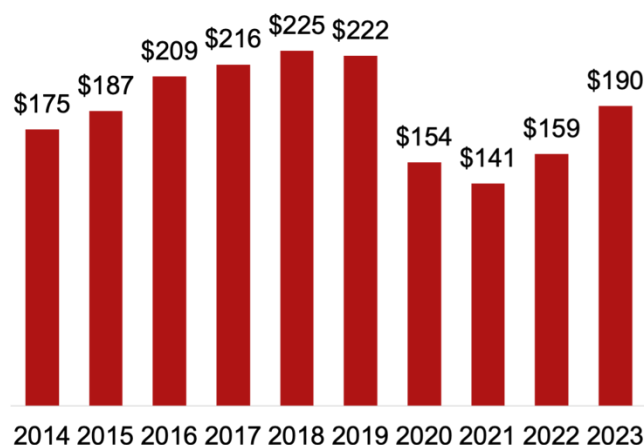
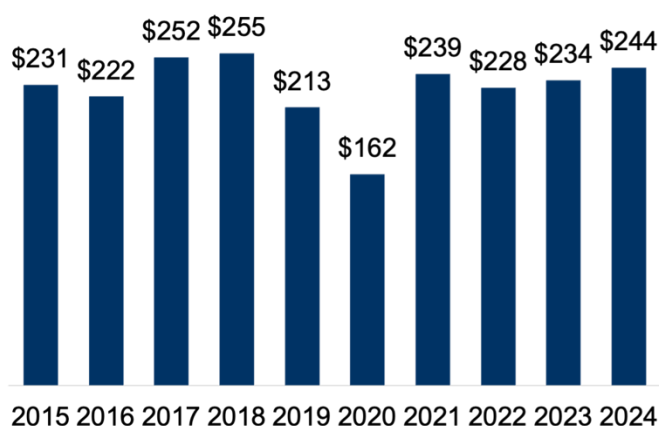
(\$ million)

Growth (2023-2024): **4%**

## Services

(\$ million)

Growth (2022-2023): **19%**



**5% of AZ-1 global goods exports went to China in 2024**

**4% of AZ-1 global services exports went to China in 2023**

### Top Goods Export Markets, 2024

1. Mexico	\$1.2 billion
2. Canada	\$394 million
3. Netherlands	\$365 million
4. Taiwan	\$257 million
5. China	\$244 million

### Top Goods Exports to China, 2024

1. Semiconductors & components	\$75 million
2. Navigational & meas. instruments	\$53 million
3. Aerospace products & parts	\$21 million
4. Misc. fabricated metal products	\$13 million
5. Industrial machinery	\$11 million

### Top Services Export Markets, 2023

1. Ireland	\$474 million
2. United Kingdom	\$440 million
3. Canada	\$419 million
4. Switzerland	\$307 million
10. China	\$190 million

### Top Services Exports to China, 2023

1. Royalties from industrial processes	\$29 million
2. Personal travel & tourism	\$22 million
3. Education	\$21 million
4. Credit-related services	\$18 million
5. Misc. financial services	\$16 million



# Arizona's 2<sup>nd</sup> District Exports to China

Arizona's 2<sup>nd</sup> District goods and services exports to China supported **890** American jobs in 2023.

## Goods

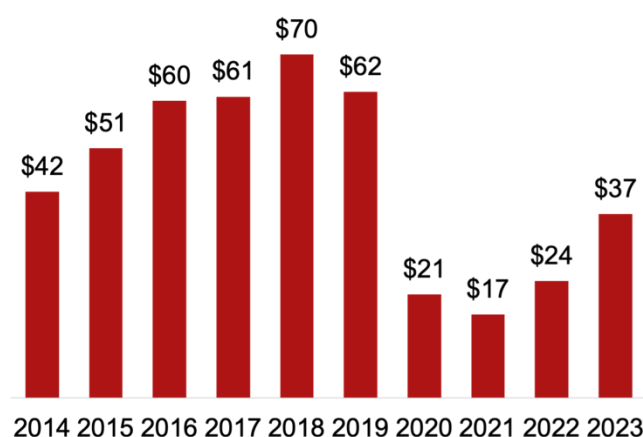
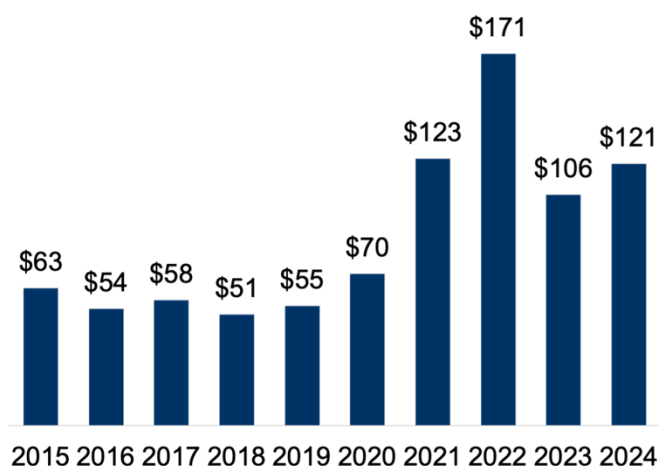
(\$ million)

Growth (2023-2024): **13%**

## Services

(\$ million)

Growth (2022-2023): **57%**



**4%** of AZ-2 global goods exports went to China in 2024

**7%** of AZ-2 global services exports went to China in 2023

### Top Goods Export Markets, 2024

1. Mexico	\$1.2 billion
2. Canada	\$543 million
3. Netherlands	\$220 million
4. China	\$121 million
5. Japan	\$104 million

### Top Goods Exports to China, 2024

1. Misc. crops	\$39 million
2. Metal ores	\$15 million
3. Navigational & meas. instruments	\$14 million
4. Aerospace products & parts	\$9.0 million
5. Nonferrous metal products	\$6.7 million

### Top Services Export Markets, 2023

1. Canada	\$71 million
2. Mexico	\$55 million
3. United Kingdom	\$38 million
4. China	\$37 million
5. India	\$36 million

### Top Services Exports to China, 2023

1. Education	\$15 million
2. Personal travel & tourism	\$12 million
3. Business travel	\$4.0 million
4. Trademark royalties	\$1.5 million
5. Misc. personal & recreational	\$1.2 million

# Arizona's 3<sup>rd</sup> District Exports to China

Arizona's 3<sup>rd</sup> District goods and services exports to China supported **1,190** American jobs in 2023.

## Goods

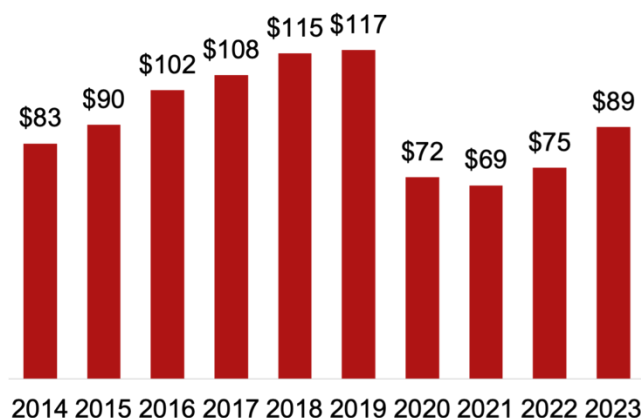
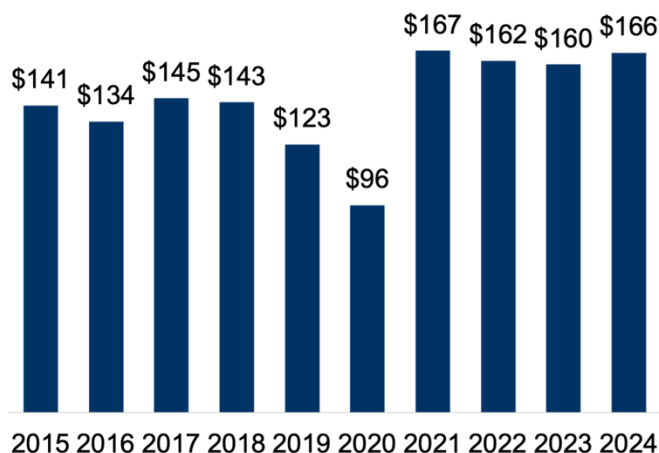
(\$ million)

Growth (2023-2024): **3%**

## Services

(\$ million)

Growth (2022-2023): **19%**



**6%** of AZ-3 global goods exports went to China in 2024

**4%** of AZ-3 global services exports went to China in 2023

### Top Goods Export Markets, 2024

1. Mexico	\$725 million
2. Canada	\$244 million
3. China	\$166 million
4. Taiwan	\$153 million
5. Netherlands	\$146 million

### Top Goods Exports to China, 2024

1. Semiconductors & components	\$39 million
2. Meat products	\$27 million
3. Aerospace products & parts	\$22 million
4. Navigational & meas. instruments	\$17 million
5. Industrial machinery	\$11 million

### Top Services Export Markets, 2023

1. United Kingdom	\$213 million
2. Canada	\$188 million
3. Ireland	\$170 million
4. Switzerland	\$122 million
8. China	\$89 million

### Top Services Exports to China, 2023

1. Royalties from industrial processes	\$17 million
2. Credit-related services	\$14 million
3. Personal travel & tourism	\$11 million
4. Education	\$9.2 million
5. Misc. financial services	\$7.0 million

# Arizona's 4<sup>th</sup> District Exports to China

Arizona's 4<sup>th</sup> District goods and services exports to China supported **3,770** American jobs in 2023.

## Goods

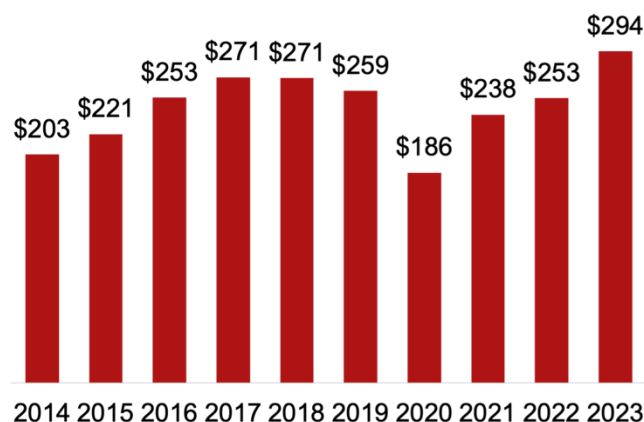
(\$ million)

Change (2023-2024): **-1%**

## Services

(\$ million)

Growth (2022-2023): **16%**



**5%** of AZ-4 global goods exports went to China in 2024

**9%** of AZ-4 global services exports went to China in 2023

### Top Goods Export Markets, 2024

1. Mexico	\$1.3 billion
2. Canada	\$421 million
3. Taiwan	\$339 million
4. China	\$279 million
5. Netherlands	\$260 million

### Top Goods Exports to China, 2024

1. Semiconductors & components	\$127 million
2. Aerospace products & parts	\$38 million
3. Navigational & meas. instruments	\$18 million
4. Industrial machinery	\$14 million
5. Meat products	\$12 million

### Top Services Export Markets, 2023

1. China	\$294 million
2. Ireland	\$262 million
3. Canada	\$252 million
4. United Kingdom	\$241 million
5. India	\$227 million

### Top Services Exports to China, 2023

1. Education	\$197 million
2. Royalties from industrial processes	\$21 million
3. Personal travel & tourism	\$14 million
4. Misc. financial services	\$7.5 million
5. Credit-related services	\$6.8 million

# Arizona's 5<sup>th</sup> District Exports to China

Arizona's 5<sup>th</sup> District goods and services exports to China supported **640** American jobs in 2023.

## Goods

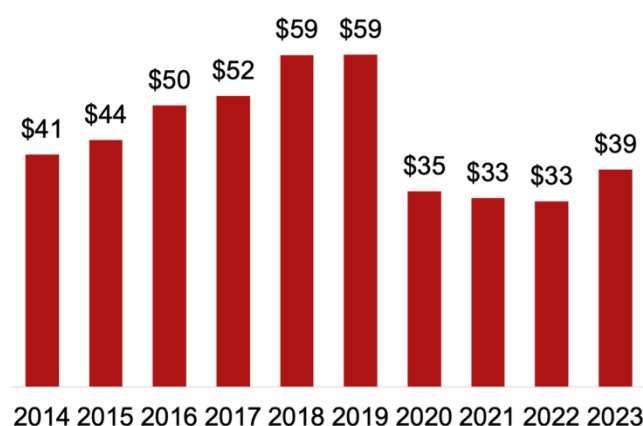
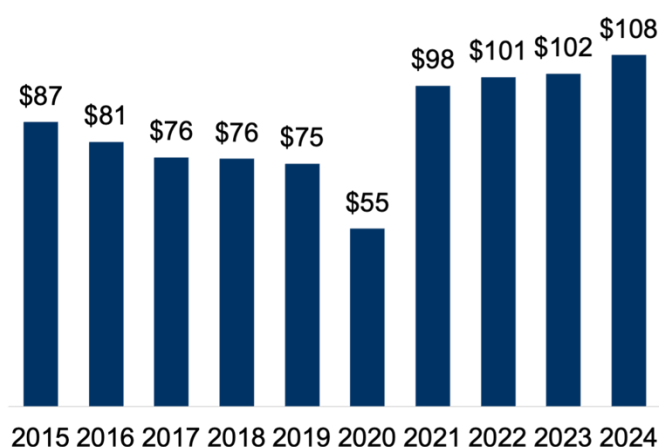
(\$ million)

Growth (2023-2024): **6%**

## Services

(\$ million)

Growth (2022-2023): **17%**



**5% of AZ-5 global goods exports went to China in 2024**

**4% of AZ-5 global services exports went to China in 2023**

### Top Goods Export Markets, 2024

1. Mexico	\$507 million
2. Canada	\$162 million
3. Netherlands	\$134 million
4. China	\$108 million
5. Japan	\$96 million

### Top Goods Exports to China, 2024

1. Aerospace products & parts	\$25 million
2. Navigational & meas. instruments	\$19 million
3. Semiconductors & components	\$18 million
4. Meat products	\$7.1 million
5. Industrial machinery	\$6.1 million

### Top Services Export Markets, 2023

1. Ireland	\$105 million
2. United Kingdom	\$89 million
3. Canada	\$88 million
4. Switzerland	\$72 million
10. China	\$39 million

### Top Services Exports to China, 2023

1. Royalties from industrial processes	\$7.4 million
2. Personal travel & tourism	\$4.9 million
3. Misc. business, prof. & tech. services	\$3.8 million
4. Misc. financial services	\$3.1 million
5. Business mgmt. & consulting	\$2.8 million

# Arizona's 6<sup>th</sup> District Exports to China

Arizona's 6<sup>th</sup> District goods and services exports to China supported **1,520** American jobs in 2023.

## Goods

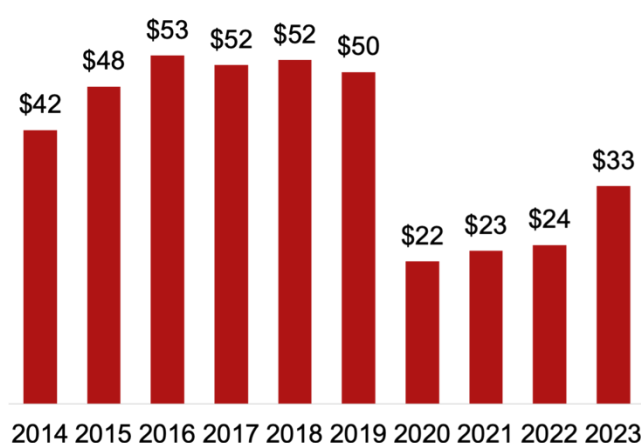
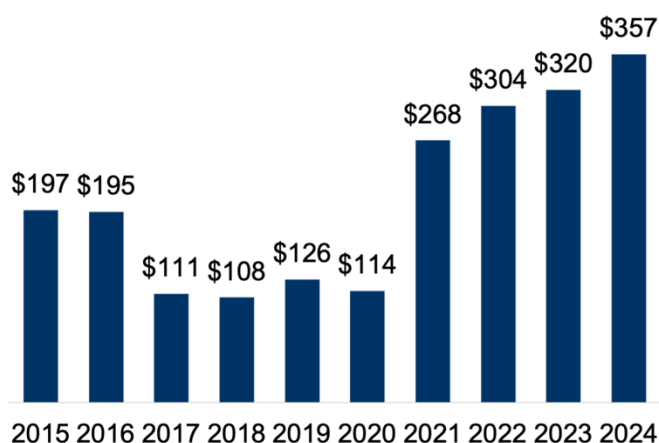
(\$ million)

Growth (2023-2024): **11%**

## Services

(\$ million)

Growth (2022-2023): **37%**



**6%** of AZ-6 global goods exports went to China in 2024

**4%** of AZ-6 global services exports went to China in 2023

### Top Goods Export Markets, 2024

1. Mexico	\$1.9 billion
2. United Kingdom	\$397 million
3. China	\$357 million
4. Canada	\$356 million
5. Netherlands	\$347 million

### Top Goods Exports to China, 2024

1. Aerospace products & parts	\$189 million
2. Navigational & meas. instruments	\$31 million
3. Misc. crops	\$29 million
4. Electrical equipment	\$24 million
5. Metal ores	\$22 million

### Top Services Export Markets, 2023

1. Ireland	\$83 million
2. Canada	\$81 million
3. Mexico	\$59 million
4. United Kingdom	\$59 million
10. China	\$33 million

### Top Services Exports to China, 2023

1. Personal travel & tourism	\$10 million
2. Royalties from industrial processes	\$4.4 million
3. Business travel	\$3.4 million
4. Misc. business, prof. & tech. services	\$3.0 million
5. Trademark royalties	\$2.5 million

# Arizona's 7<sup>th</sup> District Exports to China

Arizona's 7<sup>th</sup> District goods and services exports to China supported **1,990** American jobs in 2023.

## Goods

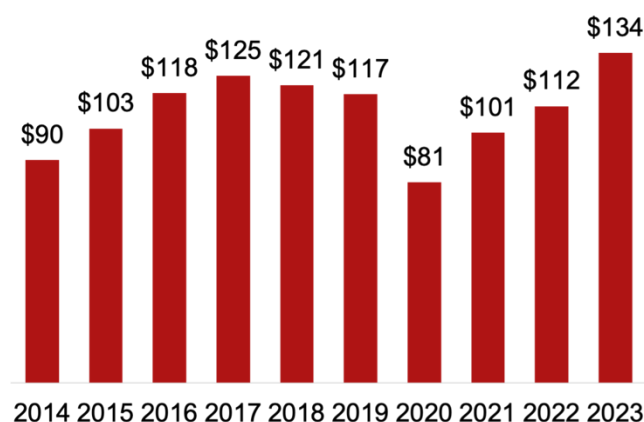
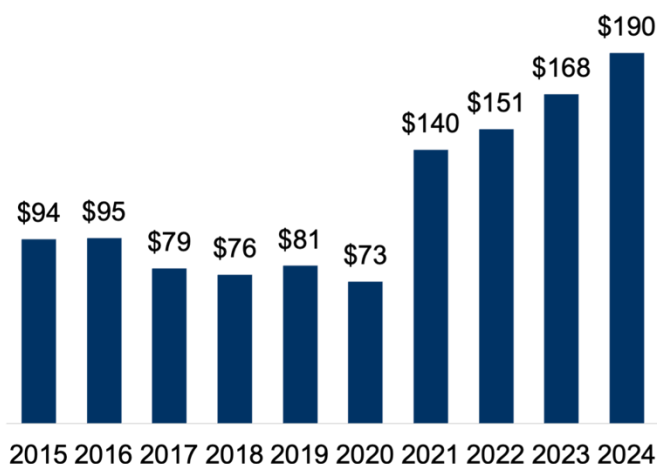
(\$ million)

Growth (2023-2024): **13%**

## Services

(\$ million)

Growth (2022-2023): **19%**



**5% of AZ-7 global goods exports went to China in 2024**

**12% of AZ-7 global services exports went to China in 2023**

### Top Goods Export Markets, 2024

1. Mexico	\$987 million
2. Canada	\$280 million
3. Netherlands	\$240 million
4. China	\$190 million
5. United Kingdom	\$186 million

### Top Goods Exports to China, 2024

1. Aerospace products & parts	\$59 million
2. Navigational & meas. instruments	\$45 million
3. Electrical equipment	\$12 million
4. Misc. crops	\$8.7 million
5. Metal ores	\$7.4 million

### Top Services Export Markets, 2023

1. China	\$134 million
2. India	\$109 million
3. Canada	\$79 million
4. Mexico	\$62 million
5. United Kingdom	\$56 million

### Top Services Exports to China, 2023

1. Education	\$105 million
2. Personal travel & tourism	\$8.7 million
3. Royalties from industrial processes	\$4.4 million
4. Business travel	\$2.9 million
5. Misc. freight & port services	\$2.6 million



# Arizona's 8<sup>th</sup> District Exports to China

Arizona's 8<sup>th</sup> District goods and services exports to China supported **900** American jobs in 2023.

## Goods

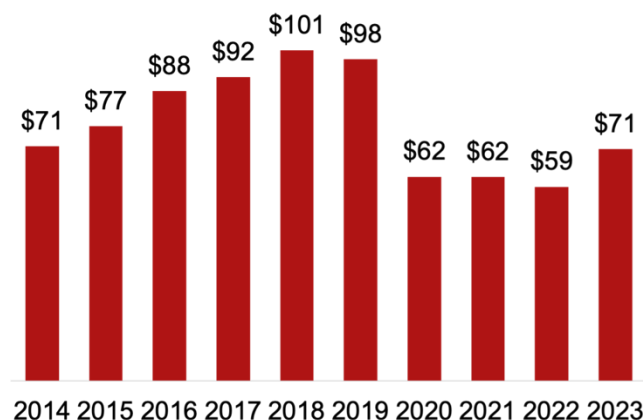
(\$ million)

Growth (2023-2024): **5%**

## Services

(\$ million)

Growth (2022-2023): **19%**



**5% of AZ-8 global goods exports went to China in 2024**

**4% of AZ-8 global services exports went to China in 2023**

### Top Goods Export Markets, 2024

1. Mexico	\$560 million
2. Canada	\$203 million
3. Netherlands	\$163 million
4. China	\$118 million
5. Japan	\$111 million

### Top Goods Exports to China, 2024

1. Meat products	\$25 million
2. Semiconductors & components	\$21 million
3. Navigational & meas. instruments	\$19 million
4. Industrial machinery	\$9.3 million
5. Aerospace products & parts	\$6.2 million

### Top Services Export Markets, 2023

1. United Kingdom	\$174 million
2. Ireland	\$161 million
3. Canada	\$160 million
4. Switzerland	\$109 million
10. China	\$71 million

### Top Services Exports to China, 2023

1. Credit-related services	\$11 million
2. Royalties from industrial processes	\$11 million
3. Personal travel & tourism	\$9.2 million
4. Misc. financial services	\$6.2 million
5. Misc. business, prof. & tech. services	\$5.0 million

# Arizona's 9<sup>th</sup> District Exports to China

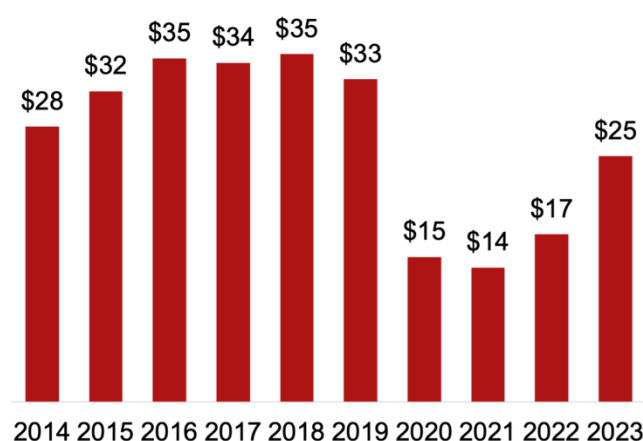
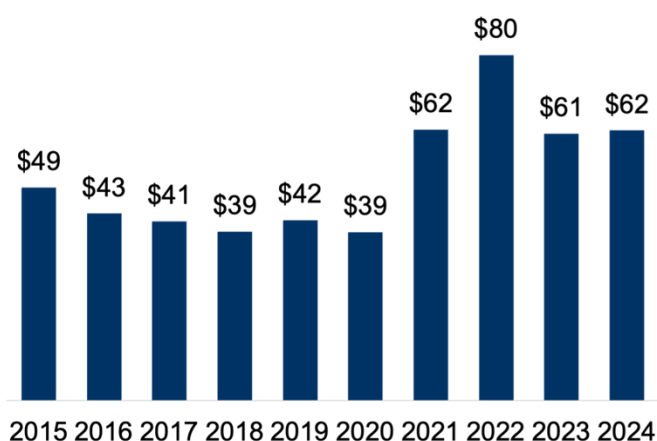
Arizona's 9<sup>th</sup> District goods and services exports to China supported **480** American jobs in 2023.

## Goods (\$ million)

Growth (2023-2024): **1%**

## Services (\$ million)

Growth (2022-2023): **47%**



**5% of AZ-9 global goods exports went to China in 2024**

**4% of AZ-9 global services exports went to China in 2023**

### Top Goods Export Markets, 2024

1. Mexico	\$486 million
2. Canada	\$106 million
3. China	\$62 million
4. Netherlands	\$48 million
5. Taiwan	\$46 million

### Top Goods Exports to China, 2024

1. Misc. crops	\$18 million
2. Aerospace products & parts	\$10 million
3. Pesticides & fertilizers	\$3.9 million
4. Semiconductors & components	\$3.2 million
5. Metal ores	\$2.6 million

### Top Services Export Markets, 2023

1. Canada	\$57 million
2. United Kingdom	\$47 million
3. Mexico	\$42 million
4. Ireland	\$33 million
5. China	\$25 million

### Top Services Exports to China, 2023

1. Personal travel & tourism	\$6.1 million
2. Education	\$4.6 million
3. Business travel	\$2.1 million
4. Misc. business, prof. & tech. services	\$1.9 million
5. Passenger fares	\$1.4 million