

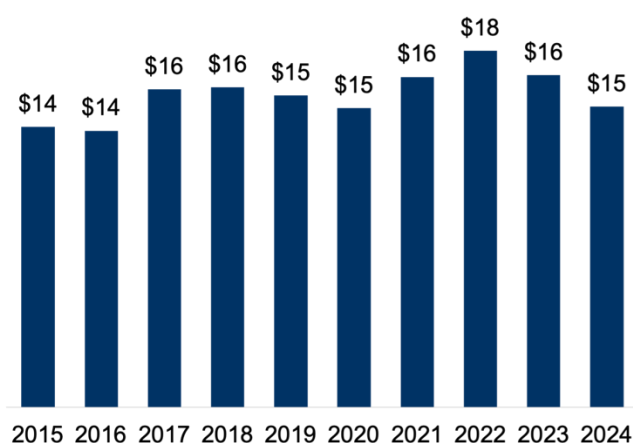
California's Exports to China

California's goods and services exports to China supported **123,140** American jobs in 2023.

Goods

(\$ billion)

Change (2023-2024): **-10%**

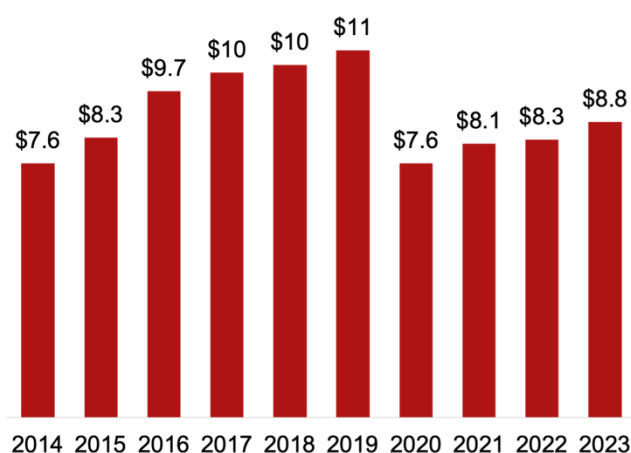


8% of California's global goods exports went to China in 2024

Services

(\$ billion)

Growth (2022-2023): **6%**



5% of California's global services exports went to China in 2023

Top Goods Export Markets, 2024

1. Mexico	\$33 billion
2. Canada	\$18 billion
3. China	\$15 billion
4. Japan	\$11 billion
5. Taiwan	\$9.4 billion

Top Goods Exports to China, 2024

1. Comm. & serv. industry machinery	\$1.5 billion
2. Navigational & meas. instruments	\$1.3 billion
3. Semiconductors & components	\$1.2 billion
4. Pharmaceuticals & medicines	\$838 million
5. Fruits & tree nuts	\$835 million

Top Services Export Markets, 2023

1. Ireland	\$21 billion
2. United Kingdom	\$18 billion
3. Canada	\$15 billion
4. Switzerland	\$12 billion
8. China	\$8.8 billion

Top Services Exports to China, 2023

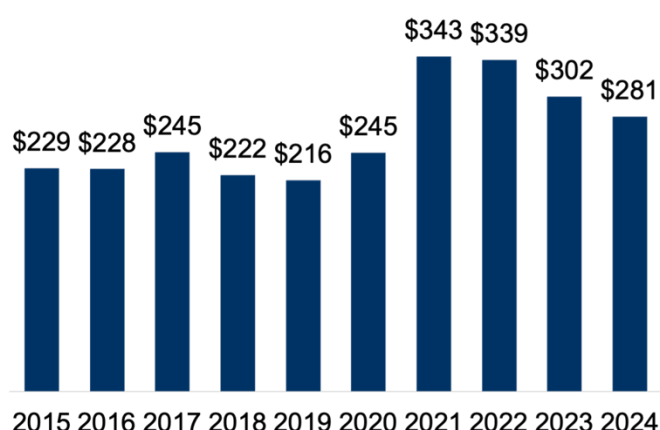
1. Education	\$2.2 billion
2. Royalties from industrial processes	\$1.1 billion
3. Personal travel & tourism	\$680 million
4. Ocean freight & port services	\$672 million
5. Software distribution royalties	\$524 million

California's 1st District Exports to China

California's 1st District goods and services exports to China supported **1,990** American jobs in 2023.

Goods (\$ million)

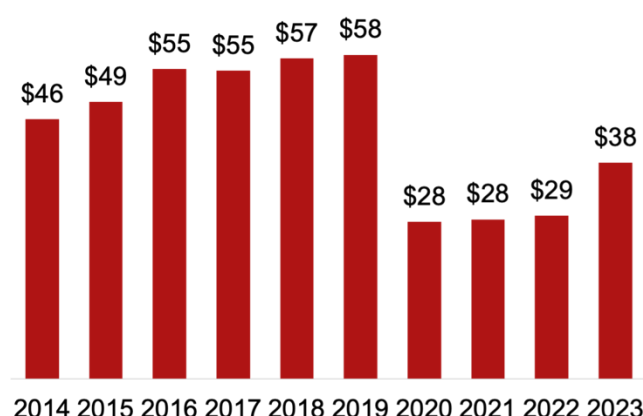
Change (2023-2024): **-7%**



9% of CA-1 global goods exports went to China in 2024

Services (\$ million)

Growth (2022-2023): **32%**



4% of CA-1 global services exports went to China in 2023

Top Goods Export Markets, 2024

1. Mexico	\$471 million
2. Canada	\$454 million
3. China	\$281 million
4. Japan	\$234 million
5. Korea	\$181 million

Top Goods Exports to China, 2024

1. Fruits & tree nuts	\$92 million
2. Misc. crops	\$82 million
3. Oilseeds & grains	\$15 million
4. Comm. & serv. industry machinery	\$8.8 million
5. Scrap products	\$7.8 million

Top Services Export Markets, 2023

1. Canada	\$86 million
2. United Kingdom	\$83 million
3. Mexico	\$60 million
4. Ireland	\$51 million
5. China	\$38 million

Top Services Exports to China, 2023

1. Personal travel & tourism	\$8.3 million
2. Education	\$5.4 million
3. Misc. business, prof. & tech. services	\$2.9 million
4. Royalties from industrial processes	\$2.9 million
5. Business travel	\$2.8 million

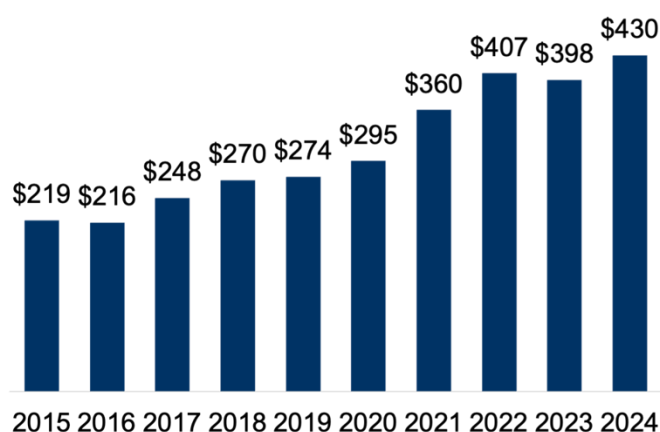
California's 2nd District Exports to China

California's 2nd District goods and services exports to China supported **2,300** American jobs in 2023.

Goods

(\$ million)

Growth (2023-2024): 8%

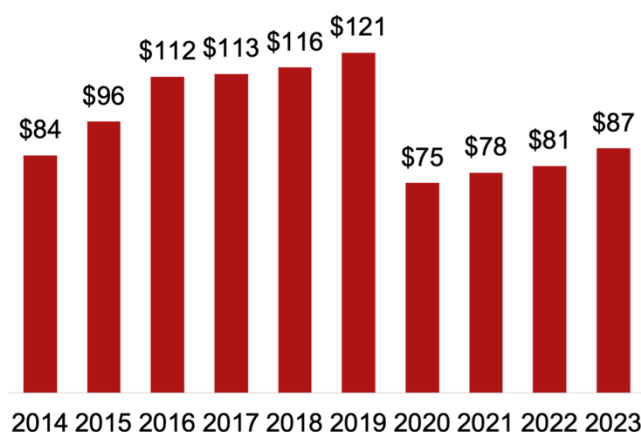


11% of CA-2 global goods exports went to China in 2024

Services

(\$ million)

Growth (2022-2023): 8%



3% of CA-2 global services exports went to China in 2023

Top Goods Export Markets, 2024

1. Mexico	\$570 million
2. Canada	\$500 million
3. China	\$430 million
4. Japan	\$248 million
5. Korea	\$218 million

Top Goods Exports to China, 2024

1. Comm. & serv. industry machinery	\$121 million
2. Fruits & tree nuts	\$49 million
3. Pharmaceuticals & medicines	\$45 million
4. Basic chemicals	\$28 million
5. Navigational & meas. instruments	\$25 million

Top Services Export Markets, 2023

1. Ireland	\$348 million
2. Switzerland	\$203 million
3. U.K. Caribbean	\$195 million
4. Canada	\$183 million
11. China	\$87 million

Top Services Exports to China, 2023

1. Royalties from industrial processes	\$25 million
2. Personal travel & tourism	\$13 million
3. Software distribution royalties	\$9.6 million
4. Business travel	\$4.5 million
5. Misc. business, prof. & tech. services	\$4.4 million

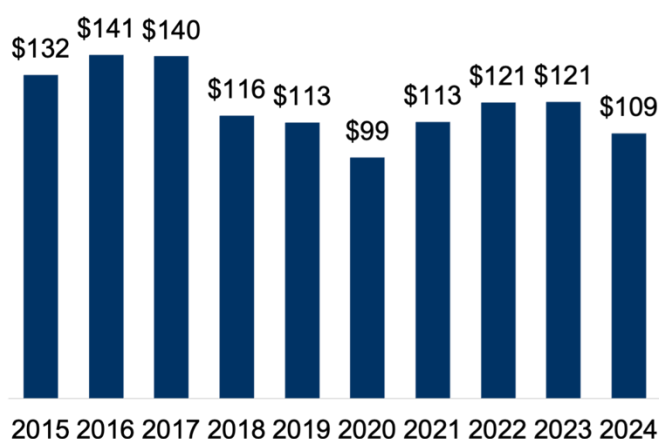
California's 3rd District Exports to China

California's 3rd District goods and services exports to China supported **950** American jobs in 2023.

Goods

(\$ million)

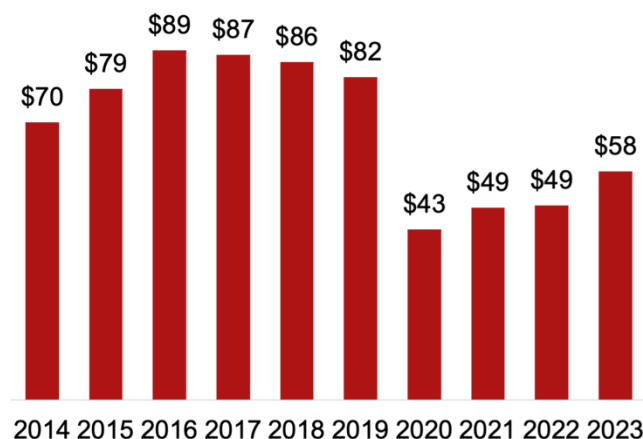
Change (2023-2024): **-11%**



Services

(\$ million)

Growth (2022-2023): **18%**



8% of CA-3 global goods exports went to China in 2024

3% of CA-3 global services exports went to China in 2023

Top Goods Export Markets, 2024

1. Mexico	\$263 million
2. Canada	\$217 million
3. China	\$109 million
4. Taiwan	\$73 million
5. Korea	\$67 million

Top Goods Exports to China, 2024

1. Comm. & serv. industry machinery	\$22 million
2. Motor vehicles	\$11 million
3. Industrial machinery	\$9.8 million
4. Fruits & tree nuts	\$6.5 million
5. Misc. crops	\$6.4 million

Top Services Export Markets, 2023

1. Canada	\$159 million
2. Ireland	\$157 million
3. United Kingdom	\$141 million
4. Mexico	\$95 million
10. China	\$58 million

Top Services Exports to China, 2023

1. Personal travel & tourism	\$12 million
2. Business mgmt. & consulting	\$6.1 million
3. Misc. personal & recreational	\$5.7 million
4. Business travel	\$4.2 million
5. Misc. business, prof. & tech. services	\$3.9 million

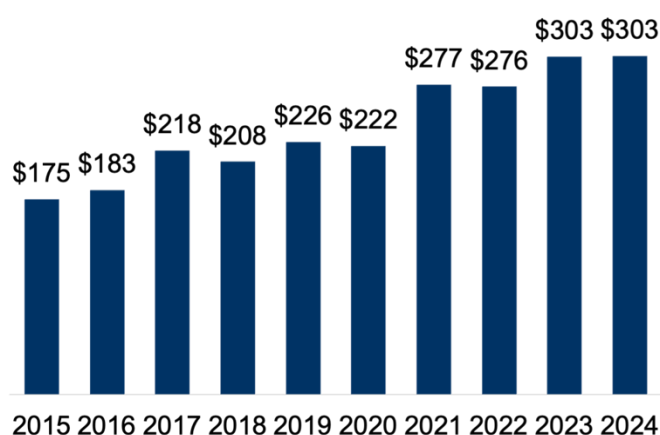
California's 4th District Exports to China

California's 4th District goods and services exports to China supported **3,240** American jobs in 2023.

Goods

(\$ million)

Change (2023-2024): **0%**

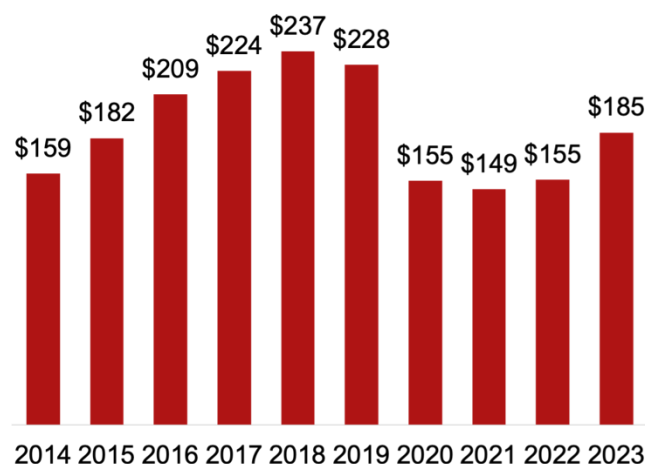


8% of CA-4 global goods exports went to China in 2024

Services

(\$ million)

Growth (2022-2023): **19%**



12% of CA-4 global services exports went to China in 2023

Top Goods Export Markets, 2024

1. Canada	\$645 million
2. Mexico	\$520 million
3. China	\$303 million
4. Japan	\$237 million
5. Korea	\$202 million

Top Goods Exports to China, 2024

1. Fruits & tree nuts	\$75 million
2. Beverages	\$37 million
3. Comm. & serv. industry machinery	\$34 million
4. Misc. crops	\$23 million
5. Scrap products	\$13 million

Top Services Export Markets, 2023

1. China	\$185 million
2. India	\$152 million
3. Canada	\$126 million
4. Mexico	\$85 million
5. United Kingdom	\$85 million

Top Services Exports to China, 2023

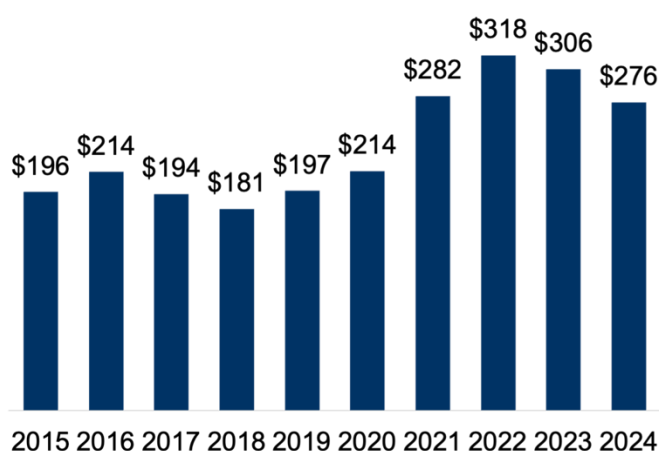
1. Education	\$143 million
2. Personal travel & tourism	\$14 million
3. Royalties from industrial processes	\$6.4 million
4. Business travel	\$4.6 million
5. Misc. business, prof. & tech. services	\$4.0 million

California's 5th District Exports to China

California's 5th District goods and services exports to China supported **1,840** American jobs in 2023.

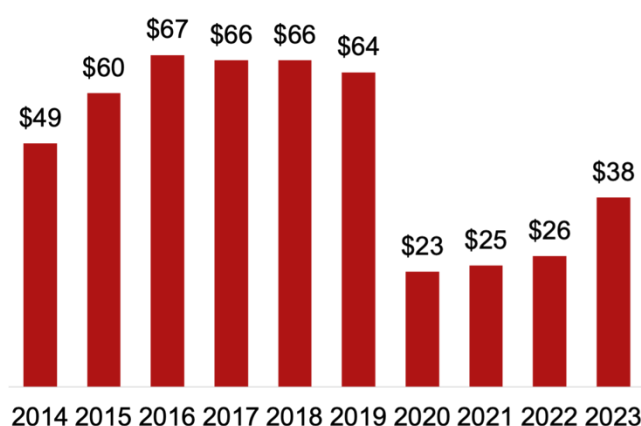
Goods (\$ million)

Change (2023-2024): **-10%**



Services (\$ million)

Growth (2022-2023): **45%**



9% of CA-5 global goods exports went to China in 2024

4% of CA-5 global services exports went to China in 2023

Top Goods Export Markets, 2024

1. Mexico	\$562 million
2. Canada	\$462 million
3. China	\$276 million
4. Japan	\$192 million
5. Korea	\$177 million

Top Goods Exports to China, 2024

1. Fruits & tree nuts	\$63 million
2. Meat products	\$46 million
3. Comm. & serv. industry machinery	\$22 million
4. Basic chemicals	\$20 million
5. Misc. crops	\$16 million

Top Services Export Markets, 2023

1. Canada	\$103 million
2. United Kingdom	\$79 million
3. Mexico	\$74 million
4. Ireland	\$53 million
5. China	\$38 million

Top Services Exports to China, 2023

1. Personal travel & tourism	\$13 million
2. Business travel	\$4.3 million
3. Misc. business, prof. & tech. services	\$3.6 million
4. Misc. personal & recreational	\$2.8 million
5. Trademark royalties	\$2.7 million

California's 6th District Exports to China

California's 6th District goods and services exports to China supported **740** American jobs in 2023.

Goods

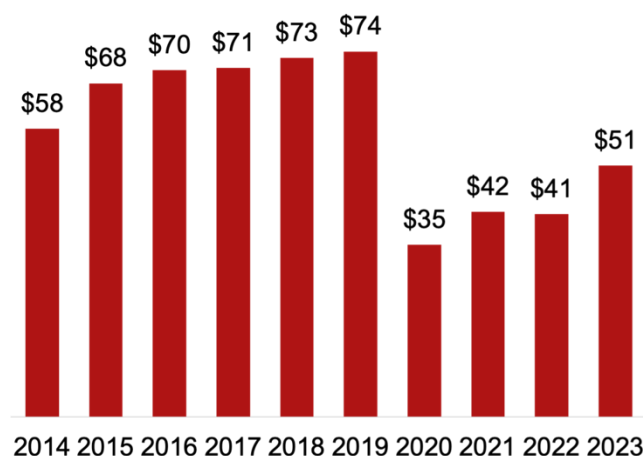
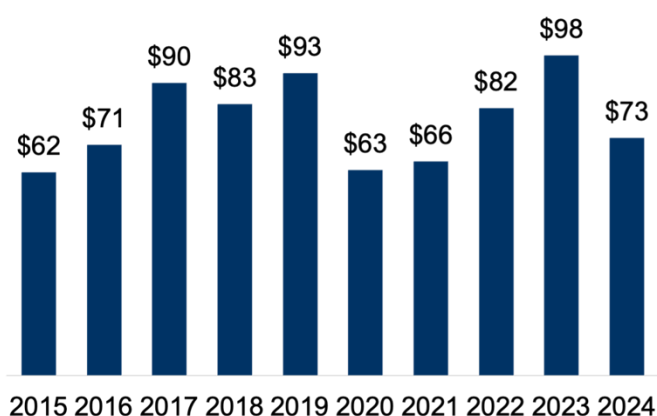
(\$ million)

Change (2023-2024): **-26%**

Services

(\$ million)

Growth (2022-2023): **24%**



7% of CA-6 global goods exports went to China in 2024

3% of CA-6 global services exports went to China in 2023

Top Goods Export Markets, 2024

1. Mexico	\$185 million
2. Canada	\$164 million
3. Taiwan	\$74 million
4. China	\$73 million
5. Netherlands	\$61 million

Top Goods Exports to China, 2024

1. Motor vehicles	\$16 million
2. Computer equipment	\$12 million
3. Medical equipment & supplies	\$9.5 million
4. Basic chemicals	\$9.5 million
5. Misc. foods	\$8.0 million

Top Services Export Markets, 2023

1. Canada	\$176 million
2. Ireland	\$136 million
3. United Kingdom	\$135 million
4. Mexico	\$89 million
10. China	\$51 million

Top Services Exports to China, 2023

1. Personal travel & tourism	\$10 million
2. Misc. business, prof. & tech. services	\$6.7 million
3. Business mgmt. & consulting	\$4.1 million
4. Computer software services	\$3.8 million
5. Business travel	\$3.5 million

California's 7th District Exports to China

California's 7th District goods and services exports to China supported **1,100** American jobs in 2023.

Goods

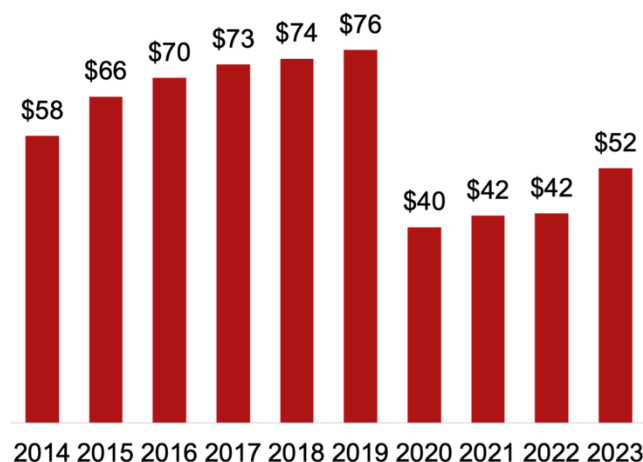
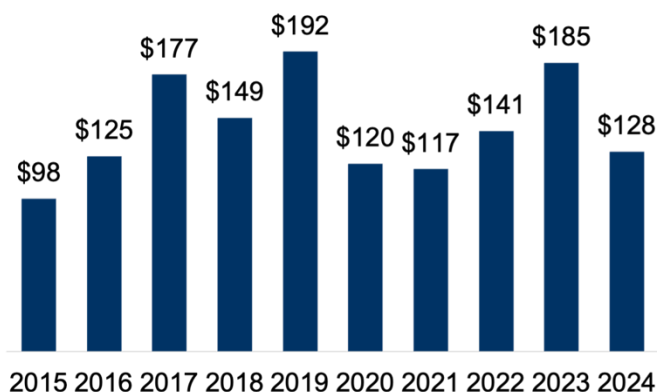
(\$ million)

Change (2023-2024): **-31%**

Services

(\$ million)

Growth (2022-2023): **21%**



9% of CA-7 global goods exports went to China in 2024

4% of CA-7 global services exports went to China in 2023

Top Goods Export Markets, 2024

1. Mexico	\$319 million
2. Canada	\$233 million
3. China	\$128 million
4. Taiwan	\$83 million
5. Korea	\$79 million

Top Goods Exports to China, 2024

1. Motor vehicles	\$39 million
2. Misc. foods	\$14 million
3. Basic chemicals	\$12 million
4. Electrical equipment & components	\$7.2 million
5. Electrical equipment	\$5.7 million

Top Services Export Markets, 2023

1. Canada	\$140 million
2. Ireland	\$106 million
3. United Kingdom	\$104 million
4. Mexico	\$71 million
8. China	\$52 million

Top Services Exports to China, 2023

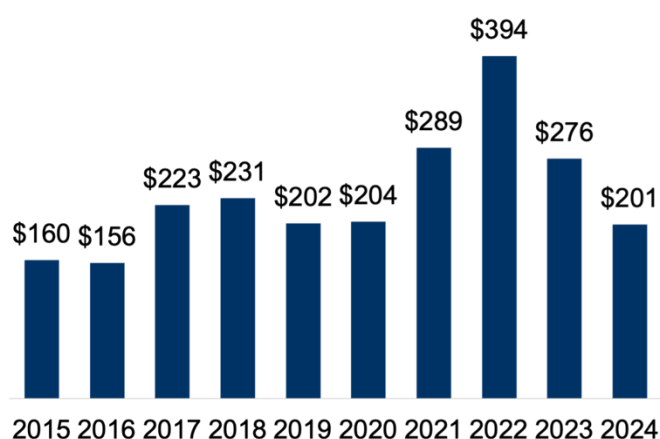
1. Education	\$11 million
2. Personal travel & tourism	\$9.0 million
3. Misc. business, prof. & tech. services	\$3.5 million
4. Business mgmt. & consulting	\$3.2 million
5. Business travel	\$3.0 million

California's 8th District Exports to China

California's 8th District goods and services exports to China supported **910** American jobs in 2023.

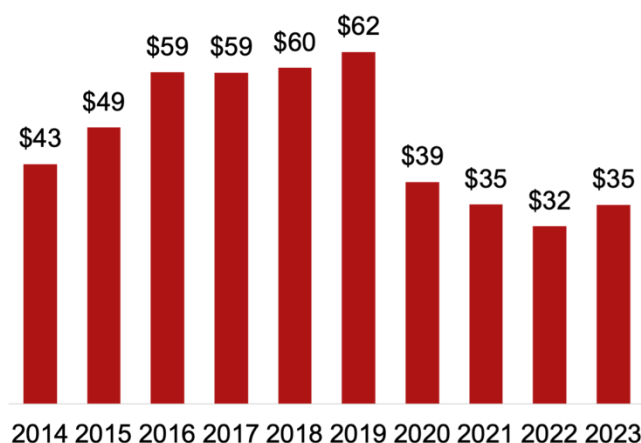
Goods (\$ million)

Change (2023-2024): **-27%**



Services (\$ million)

Growth (2022-2023): **12%**



7% of CA-8 global goods exports went to China in 2024

3% of CA-8 global services exports went to China in 2023

Top Goods Export Markets, 2024

1. Mexico	\$433 million
2. Chile	\$333 million
3. Singapore	\$248 million
4. China	\$201 million
5. El Salvador	\$145 million

Top Goods Exports to China, 2024

1. Petroleum & coal products	\$83 million
2. Basic chemicals	\$29 million
3. Pharmaceuticals & medicines	\$20 million
4. Comm. & serv. industry machinery	\$11 million
5. Dairy products	\$7.3 million

Top Services Export Markets, 2023

1. Ireland	\$98 million
2. Japan	\$91 million
3. Canada	\$86 million
4. United Kingdom	\$72 million
11. China	\$35 million

Top Services Exports to China, 2023

1. Royalties from industrial processes	\$6.5 million
2. Personal travel & tourism	\$6.1 million
3. Misc. personal & recreational	\$2.6 million
4. Misc. business, prof. & tech. services	\$2.4 million
5. Trademark royalties	\$2.3 million

California's 9th District Exports to China

California's 9th District goods and services exports to China supported **1,700** American jobs in 2023.

Goods

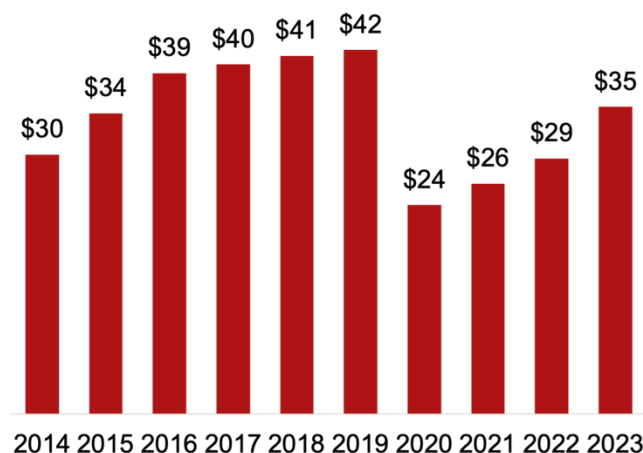
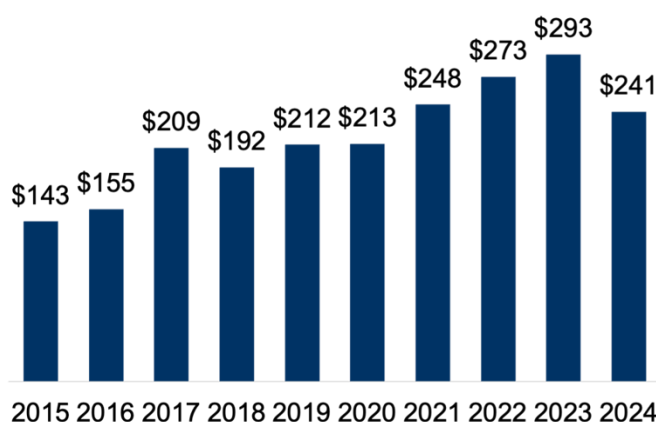
(\$ million)

Change (2023-2024): **-18%**

Services

(\$ million)

Growth (2022-2023): **20%**



9% of CA-9 global goods exports went to China in 2024

6% of CA-9 global services exports went to China in 2023

Top Goods Export Markets, 2024

1. Mexico	\$501 million
2. Canada	\$390 million
3. China	\$241 million
4. Japan	\$181 million
5. Korea	\$175 million

Top Goods Exports to China, 2024

1. Fruits & tree nuts	\$53 million
2. Motor vehicles	\$28 million
3. Misc. crops	\$24 million
4. Meat products	\$20 million
5. Industrial machinery	\$17 million

Top Services Export Markets, 2023

1. Canada	\$57 million
2. United Kingdom	\$47 million
3. Ireland	\$47 million
4. China	\$35 million
5. Mexico	\$34 million

Top Services Exports to China, 2023

1. Education	\$12 million
2. Personal travel & tourism	\$4.8 million
3. Misc. business, prof. & tech. services	\$3.8 million
4. Trademark royalties	\$2.1 million
5. Operational leasing	\$1.9 million

California's 10th District Exports to China

California's 10th District goods and services exports to China supported **650** American jobs in 2023.

Goods

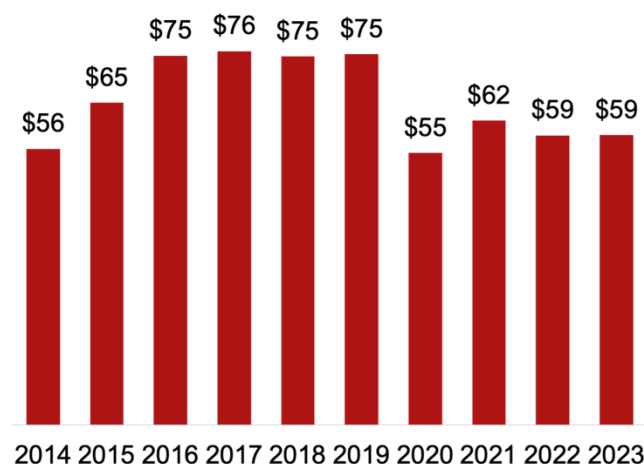
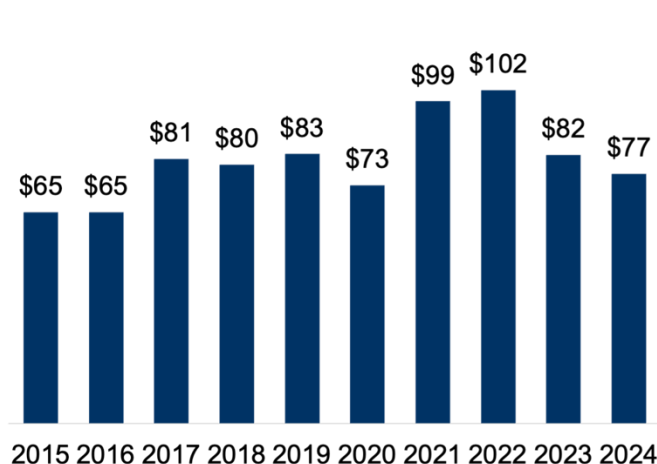
(\$ million)

Change (2023-2024): -7%

Services

(\$ million)

Change (2022-2023): 0%



11% of CA-10 global goods exports went to China in 2024

3% of CA-10 global services exports went to China in 2023

Top Goods Export Markets, 2024

1. Mexico	\$106 million
2. China	\$77 million
3. Canada	\$56 million
4. Japan	\$43 million
5. Chile	\$42 million

Top Goods Exports to China, 2024

1. Comm. & serv. industry machinery	\$30 million
2. Petroleum & coal products	\$10 million
3. Basic chemicals	\$6.0 million
4. Nonferrous metal products	\$5.8 million
5. Motor vehicles	\$4.7 million

Top Services Export Markets, 2023

1. Ireland	\$187 million
2. U.K. Caribbean	\$162 million
3. United Kingdom	\$145 million
4. Canada	\$127 million
11. China	\$59 million

Top Services Exports to China, 2023

1. Education	\$9.4 million
2. Business mgmt. & consulting	\$6.8 million
3. Credit-related services	\$5.4 million
4. Personal travel & tourism	\$4.0 million
5. Trademark royalties	\$3.5 million

California's 11th District Exports to China

California's 11th District goods and services exports to China supported **3,920** American jobs in 2023.

Goods

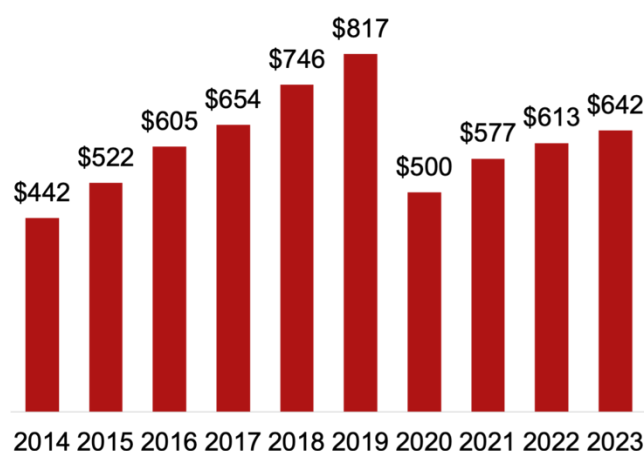
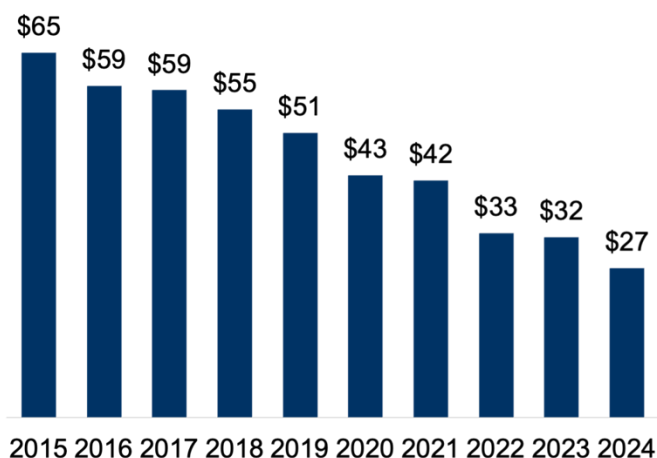
(\$ million)

Change (2023-2024): **-17%**

Services

(\$ million)

Growth (2022-2023): **5%**



5% of CA-11 global goods exports went to China in 2024

3% of CA-11 global services exports went to China in 2023

Top Goods Export Markets, 2024

1. Mexico	\$110 million
2. Canada	\$90 million
3. Netherlands	\$32 million
4. China	\$27 million
5. Taiwan	\$25 million

Top Goods Exports to China, 2024

1. Communications equipment	\$9.0 million
2. Computer equipment	\$3.3 million
3. Navigational & meas. instruments	\$2.9 million
4. Household appliances	\$2.9 million
5. Misc. foods	\$2.0 million

Top Services Export Markets, 2023

1. Ireland	\$2.0 billion
2. U.K. Caribbean	\$1.8 billion
3. United Kingdom	\$1.7 billion
4. Canada	\$1.7 billion
11. China	\$642 million

Top Services Exports to China, 2023

1. Computer software services	\$101 million
2. Education	\$94 million
3. Software distribution royalties	\$74 million
4. Air freight & port services	\$57 million
5. Personal travel & tourism	\$52 million

California's 12th District Exports to China

California's 12th District goods and services exports to China supported **5,900** American jobs in 2023.

Goods

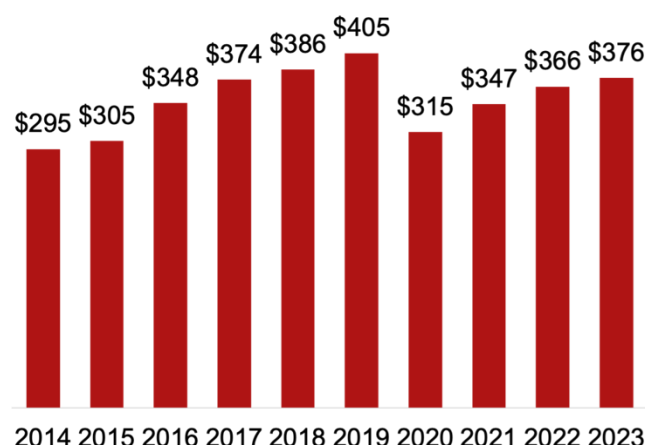
(\$ billion)

Change (2023-2024): **-37%**

Services

(\$ million)

Growth (2022-2023): **3%**



12% of CA-12 global goods exports went to China in 2024

7% of CA-12 global services exports went to China in 2023

Top Goods Export Markets, 2024

1. Mexico	\$608 million
2. Canada	\$553 million
3. China	\$530 million
4. Taiwan	\$329 million
5. Korea	\$284 million

Top Goods Exports to China, 2024

1. Motor vehicles	\$174 million
2. Industrial machinery	\$99 million
3. Navigational & meas. instruments	\$47 million
4. Pharmaceuticals & medicines	\$33 million
5. Medical equipment & supplies	\$31 million

Top Services Export Markets, 2023

1. Ireland	\$652 million
2. Switzerland	\$396 million
3. China	\$376 million
4. Canada	\$323 million
5. Singapore	\$311 million

Top Services Exports to China, 2023

1. Education	\$197 million
2. Ocean freight & port services	\$55 million
3. Royalties from industrial processes	\$33 million
4. Software distribution royalties	\$18 million
5. Computer software services	\$11 million

California's 13th District Exports to China

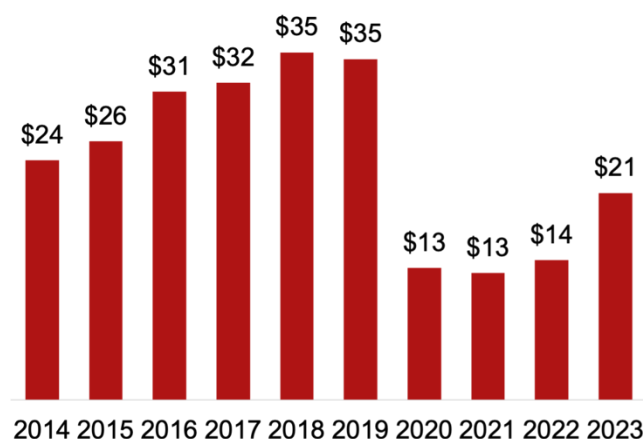
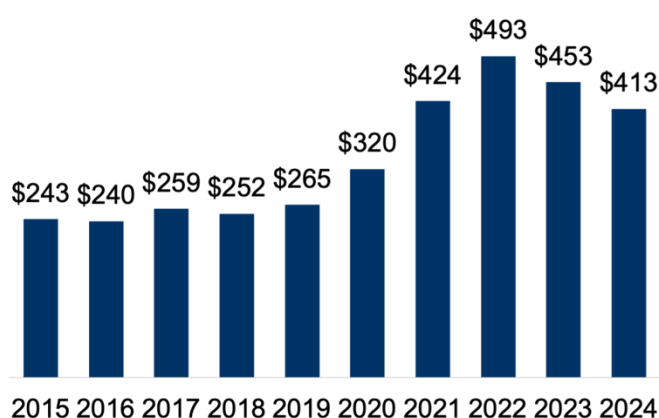
California's 13th District goods and services exports to China supported **2,630** American jobs in 2023.

Goods (\$ million)

Change (2023-2024): **-9%**

Services (\$ million)

Growth (2022-2023): **48%**



9% of CA-13 global goods exports went to China in 2024

5% of CA-13 global services exports went to China in 2023

Top Goods Export Markets, 2024

1. Mexico	\$799 million
2. Canada	\$655 million
3. China	\$413 million
4. Japan	\$324 million
5. Korea	\$279 million

Top Goods Exports to China, 2024

1. Fruits & tree nuts	\$103 million
2. Meat products	\$68 million
3. Misc. crops	\$57 million
4. Dairy products	\$57 million
5. Misc. foods	\$23 million

Top Services Export Markets, 2023

1. Canada	\$43 million
2. Mexico	\$34 million
3. United Kingdom	\$30 million
4. China	\$21 million
5. India	\$19 million

Top Services Exports to China, 2023

1. Personal travel & tourism	\$5.7 million
2. Education	\$4.8 million
3. Business travel	\$1.9 million
4. Misc. business, prof. & tech. services	\$1.5 million
5. Credit-related services	\$1.5 million

California's 14th District Exports to China

California's 14th District goods and services exports to China supported **3,460** American jobs in 2023.

Goods

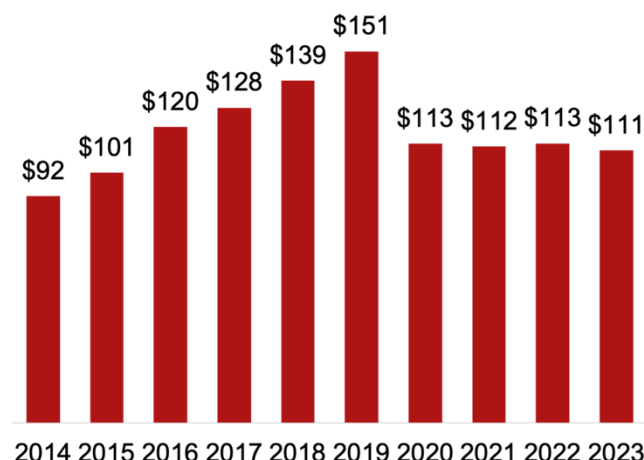
(\$ billion)

Change (2023-2024): **-33%**

Services

(\$ million)

Change (2022-2023): **-2%**



12% of CA-14 global goods exports went to China in 2024

4% of CA-14 global services exports went to China in 2023

Top Goods Export Markets, 2024

1. Mexico	\$572 million
2. China	\$492 million
3. Canada	\$444 million
4. Taiwan	\$358 million
5. Korea	\$315 million

Top Goods Exports to China, 2024

1. Industrial machinery	\$134 million
2. Motor vehicles	\$116 million
3. Navigational & meas. instruments	\$47 million
4. Semiconductors & components	\$39 million
5. Medical equipment & supplies	\$33 million

Top Services Export Markets, 2023

1. Ireland	\$453 million
2. Switzerland	\$286 million
3. Canada	\$196 million
4. Singapore	\$192 million
9. China	\$111 million

Top Services Exports to China, 2023

1. Royalties from industrial processes	\$36 million
2. Education	\$14 million
3. Software distribution royalties	\$12 million
4. Computer software services	\$9.4 million
5. Misc. computer services	\$6.7 million

California's 15th District Exports to China

California's 15th District goods and services exports to China supported **2,140** American jobs in 2023.

Goods

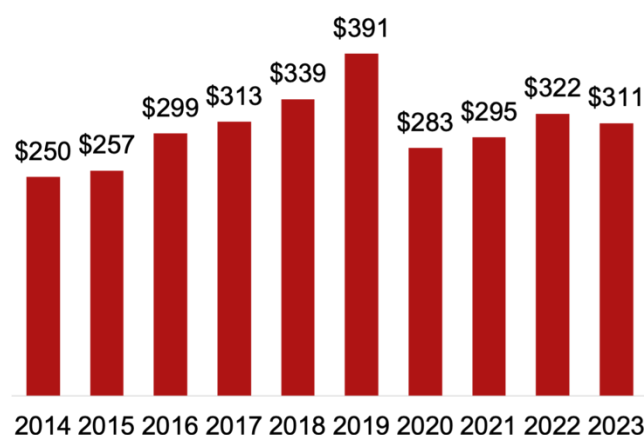
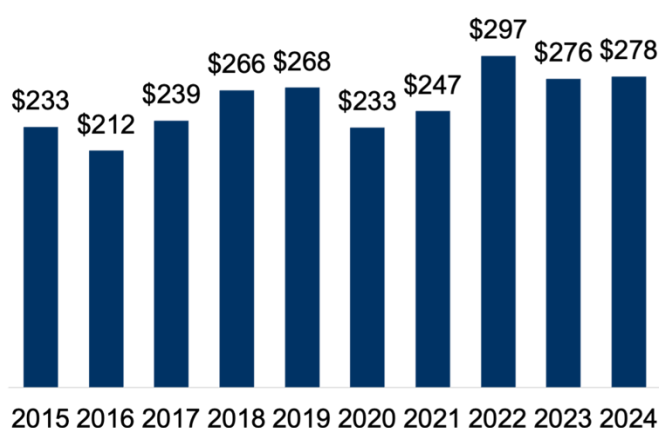
(\$ million)

Growth (2023-2024): **1%**

Services

(\$ million)

Change (2022-2023): **-3%**



9% of CA-15 global goods exports went to China in 2024

3% of CA-15 global services exports went to China in 2023

Top Goods Export Markets, 2024

1. Germany	\$300 million
2. China	\$278 million
3. Mexico	\$258 million
4. Japan	\$240 million
5. Canada	\$203 million

Top Goods Exports to China, 2024

1. Pharmaceuticals & medicines	\$213 million
2. Navigational & meas. instruments	\$22 million
3. Computer equipment	\$11 million
4. Medical equipment & supplies	\$6.1 million
5. Magnetic & optical media	\$5.1 million

Top Services Export Markets, 2023

1. Ireland	\$1.8 billion
2. Switzerland	\$796 million
3. United Kingdom	\$735 million
4. Singapore	\$714 million
10. China	\$311 million

Top Services Exports to China, 2023

1. Software distribution royalties	\$74 million
2. Royalties from industrial processes	\$67 million
3. Database & other info services	\$44 million
4. Computer software services	\$25 million
5. Education	\$16 million

California's 16th District Exports to China

California's 16th District goods and services exports to China supported **6,530** American jobs in 2023.

Goods

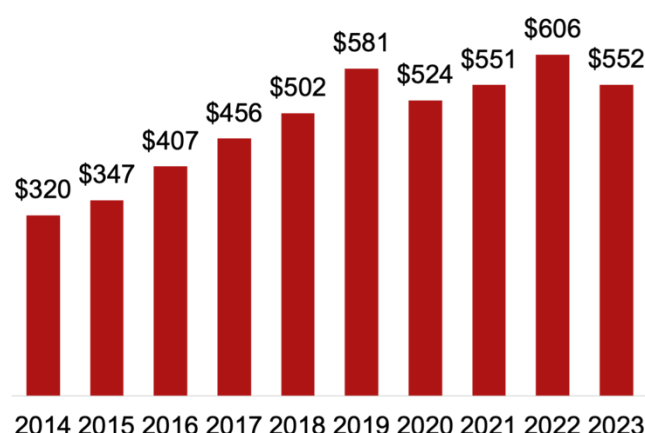
(\$ billion)

Change (2023-2024): **-10%**

Services

(\$ million)

Change (2022-2023): **-9%**



8% of CA-16 global goods exports went to China in 2024

4% of CA-16 global services exports went to China in 2023

Top Goods Export Markets, 2024

1. Mexico	\$1.4 billion
2. Taiwan	\$1.1 billion
3. Canada	\$980 million
4. China	\$842 million
5. Malaysia	\$731 million

Top Goods Exports to China, 2024

1. Semiconductors & components	\$183 million
2. Navigational & meas. instruments	\$148 million
3. Computer equipment	\$144 million
4. Industrial machinery	\$140 million
5. Comm. & serv. industry machinery	\$70 million

Top Services Export Markets, 2023

1. Ireland	\$2.7 billion
2. Switzerland	\$1.2 billion
3. Singapore	\$968 million
4. United Kingdom	\$885 million
9. China	\$552 million

Top Services Exports to China, 2023

1. Royalties from industrial processes	\$130 million
2. Software distribution royalties	\$128 million
3. Education	\$105 million
4. Computer software services	\$70 million
5. Database & other info services	\$50 million

California's 17th District Exports to China

California's 17th District goods and services exports to China supported **8,980** American jobs in 2023.

Goods

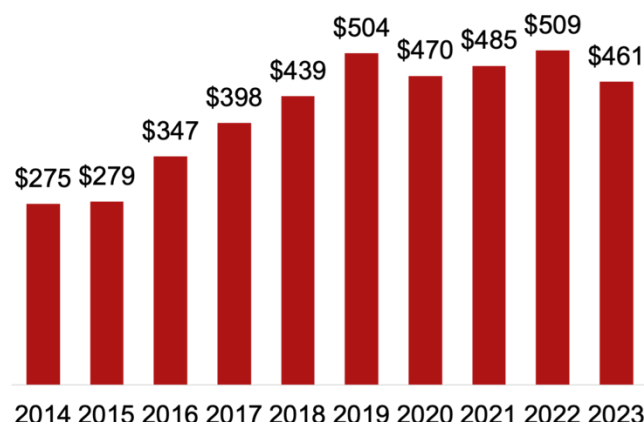
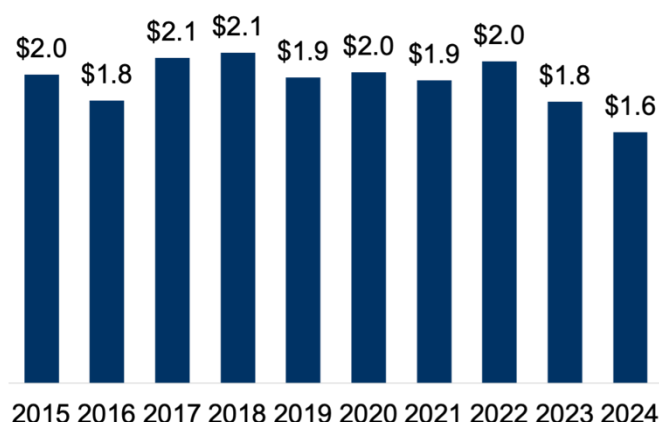
(\$ billion)

Change (2023-2024): **-11%**

Services

(\$ million)

Change (2022-2023): **-9%**



7% of CA-17 global goods exports went to China in 2024

4% of CA-17 global services exports went to China in 2023

Top Goods Export Markets, 2024

1. Mexico	\$2.8 billion
2. Taiwan	\$2.3 billion
3. Canada	\$2.1 billion
4. China	\$1.6 billion
5. Hong Kong	\$1.6 billion

Top Goods Exports to China, 2024

1. Semiconductors & components	\$556 million
2. Computer equipment	\$324 million
3. Navigational & meas. instruments	\$231 million
4. Industrial machinery	\$147 million
5. Comm. & serv. industry machinery	\$89 million

Top Services Export Markets, 2023

1. Ireland	\$2.3 billion
2. Switzerland	\$1.3 billion
3. Netherlands	\$832 million
4. Singapore	\$791 million
9. China	\$461 million

Top Services Exports to China, 2023

1. Royalties from industrial processes	\$214 million
2. Software distribution royalties	\$78 million
3. Education	\$52 million
4. Computer software services	\$49 million
5. Database & other info services	\$26 million

California's 18th District Exports to China

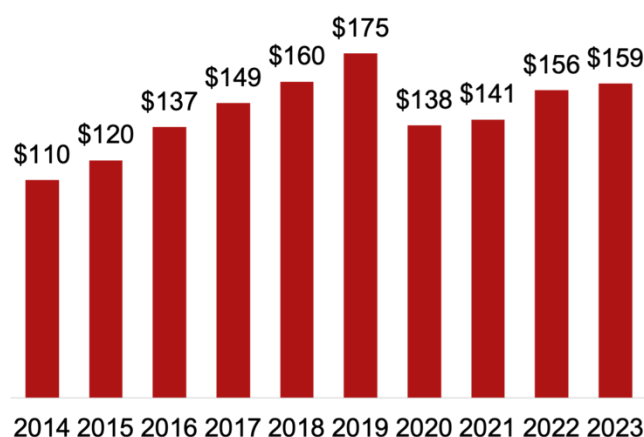
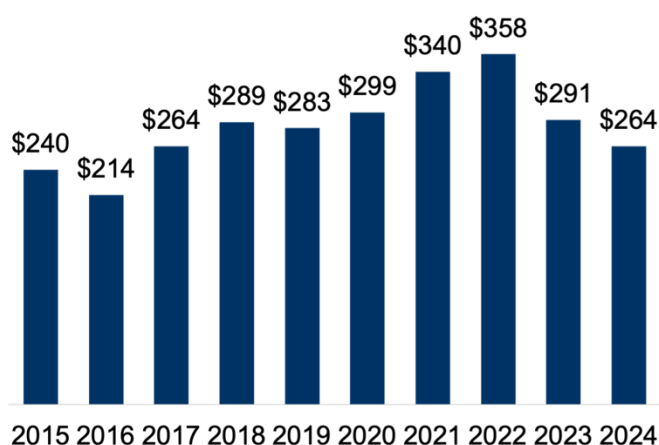
California's 18th District goods and services exports to China supported **2,240** American jobs in 2023.

Goods (\$ million)

Change (2023-2024): **-9%**

Services (\$ million)

Growth (2022-2023): **2%**



8% of CA-18 global goods exports went to China in 2024

5% of CA-18 global services exports went to China in 2023

Top Goods Export Markets, 2024

1. Mexico	\$519 million
2. Canada	\$381 million
3. Taiwan	\$293 million
4. China	\$264 million
5. Malaysia	\$179 million

Top Goods Exports to China, 2024

1. Semiconductors & components	\$51 million
2. Computer equipment	\$32 million
3. Industrial machinery	\$30 million
4. Navigational & meas. instruments	\$29 million
5. Comm. & serv. industry machinery	\$18 million

Top Services Export Markets, 2023

1. Ireland	\$497 million
2. Switzerland	\$240 million
3. United Kingdom	\$211 million
4. Canada	\$199 million
5. China	\$159 million

Top Services Exports to China, 2023

1. Education	\$55 million
2. Royalties from industrial processes	\$33 million
3. Software distribution royalties	\$18 million
4. Database & other info services	\$15 million
5. Computer software services	\$10 million

California's 19th District Exports to China

California's 19th District goods and services exports to China supported **2,300** American jobs in 2023.

Goods

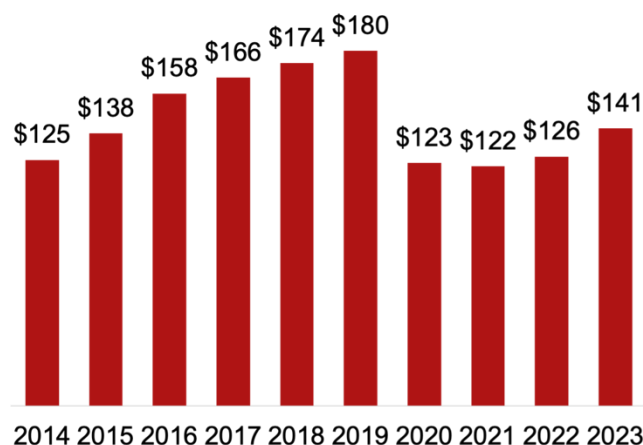
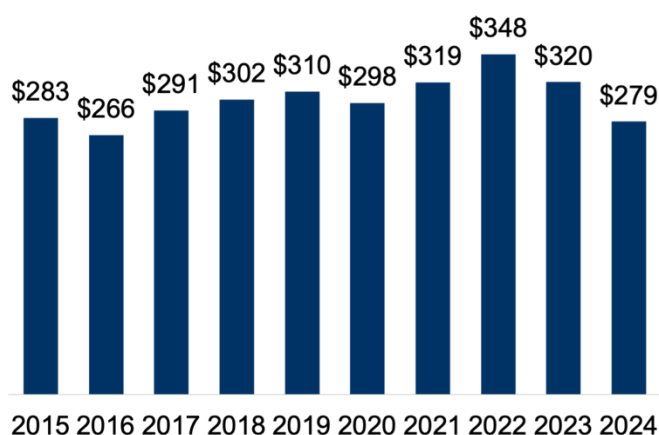
(\$ million)

Change (2023-2024): **-13%**

Services

(\$ million)

Growth (2022-2023): **11%**



7% of CA-19 global goods exports went to China in 2024

5% of CA-19 global services exports went to China in 2023

Top Goods Export Markets, 2024

1. Mexico	\$577 million
2. Canada	\$438 million
3. Taiwan	\$295 million
4. China	\$279 million
5. Japan	\$183 million

Top Goods Exports to China, 2024

1. Semiconductors & components	\$43 million
2. Computer equipment	\$33 million
3. Industrial machinery	\$24 million
4. Navigational & meas. instruments	\$24 million
5. Motor vehicles	\$19 million

Top Services Export Markets, 2023

1. Ireland	\$376 million
2. Switzerland	\$217 million
3. Canada	\$199 million
4. United Kingdom	\$194 million
7. China	\$141 million

Top Services Exports to China, 2023

1. Education	\$48 million
2. Royalties from industrial processes	\$28 million
3. Personal travel & tourism	\$13 million
4. Database & other info services	\$12 million
5. Computer software services	\$8.4 million

California's 20th District Exports to China

California's 20th District goods and services exports to China supported **1,470** American jobs in 2023.

Goods

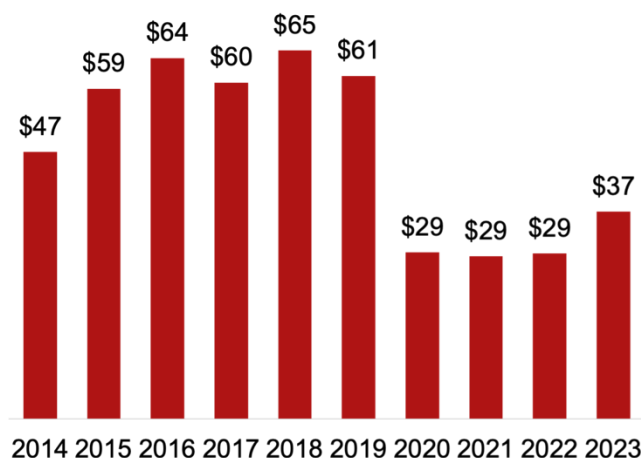
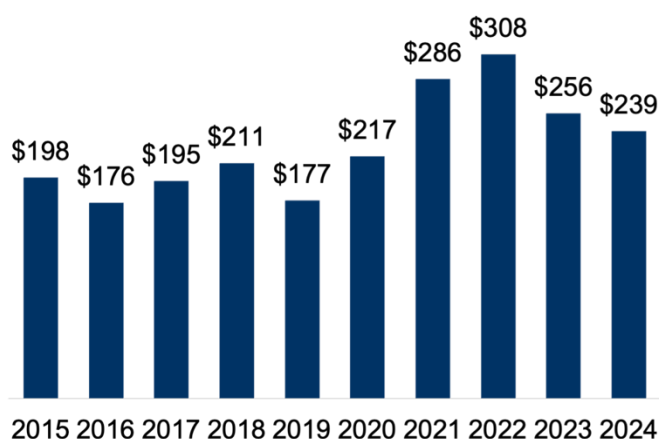
(\$ million)

Change (2023-2024): **-6%**

Services

(\$ million)

Growth (2022-2023): **25%**



9% of CA-20 global goods exports went to China in 2024

5% of CA-20 global services exports went to China in 2023

Top Goods Export Markets, 2024

1. Mexico	\$724 million
2. Canada	\$321 million
3. China	\$239 million
4. Japan	\$160 million
5. Korea	\$132 million

Top Goods Exports to China, 2024

1. Fruits & tree nuts	\$46 million
2. Dairy products	\$33 million
3. Misc. crops	\$24 million
4. Oil & gas	\$21 million
5. Basic chemicals	\$19 million

Top Services Export Markets, 2023

1. Canada	\$71 million
2. United Kingdom	\$57 million
3. Mexico	\$55 million
4. China	\$37 million
5. Ireland	\$33 million

Top Services Exports to China, 2023

1. Education	\$9.6 million
2. Personal travel & tourism	\$6.2 million
3. Operational leasing	\$3.2 million
4. Misc. business, prof. & tech. services	\$2.7 million
5. Trademark royalties	\$2.5 million

California's 21st District Exports to China

California's 21st District goods and services exports to China supported **2,320** American jobs in 2023.

Goods

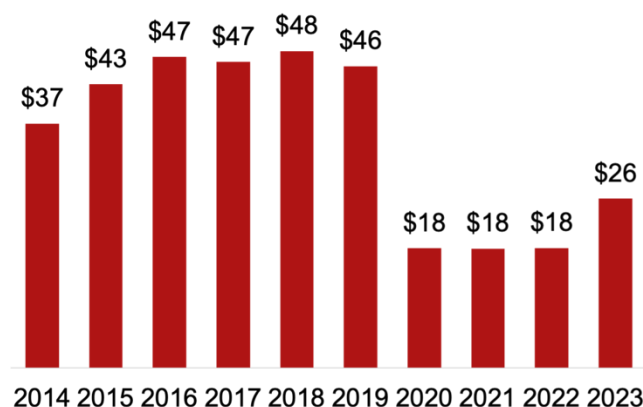
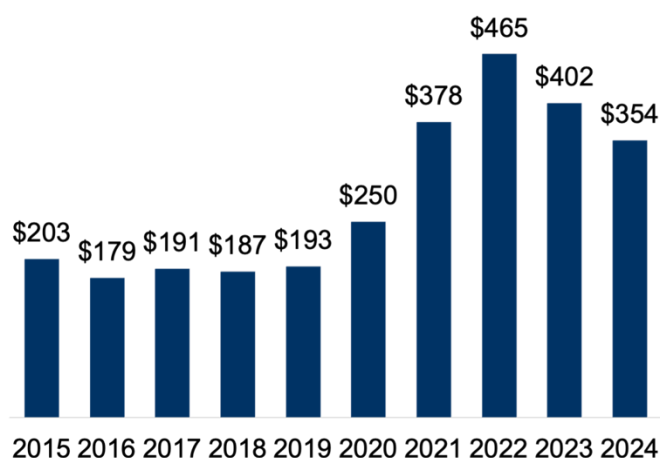
(\$ million)

Change (2023-2024): **-12%**

Services

(\$ million)

Growth (2022-2023): **41%**



9% of CA-21 global goods exports went to China in 2024

4% of CA-21 global services exports went to China in 2023

Top Goods Export Markets, 2024

1. Mexico	\$857 million
2. Canada	\$483 million
3. China	\$354 million
4. Japan	\$264 million
5. Korea	\$246 million

Top Goods Exports to China, 2024

1. Meat products	\$130 million
2. Fruits & tree nuts	\$74 million
3. Misc. general purpose machinery	\$30 million
4. Dairy products	\$14 million
5. Misc. crops	\$14 million

Top Services Export Markets, 2023

1. Canada	\$67 million
2. United Kingdom	\$52 million
3. Mexico	\$46 million
4. China	\$26 million
5. Ireland	\$24 million

Top Services Exports to China, 2023

1. Personal travel & tourism	\$7.6 million
2. Business travel	\$2.5 million
3. Misc. business, prof. & tech. services	\$2.2 million
4. Trademark royalties	\$2.0 million
5. Education	\$1.9 million

California's 22nd District Exports to China

California's 22nd District goods and services exports to China supported **1,070** American jobs in 2023.

Goods

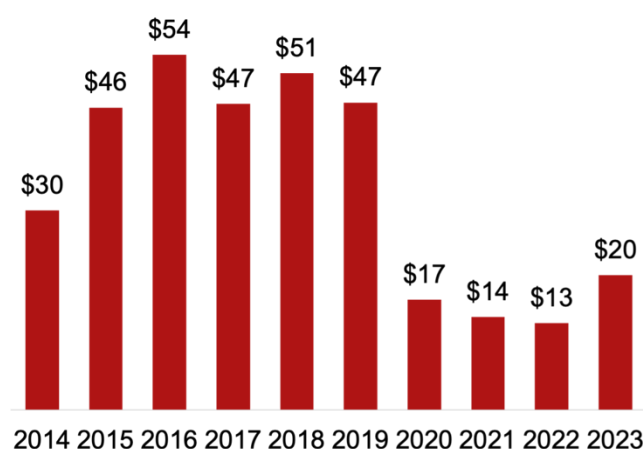
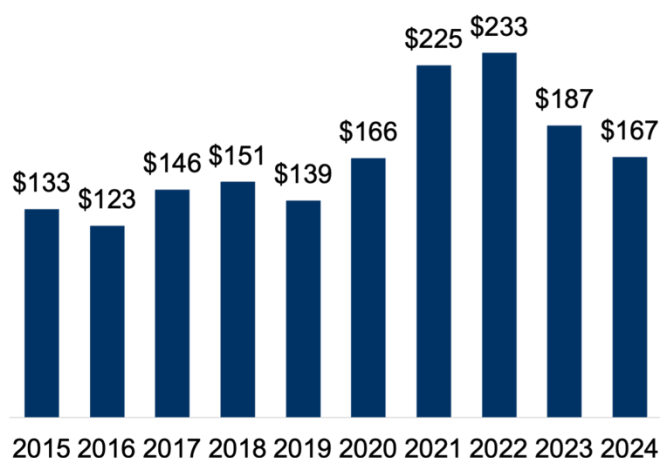
(\$ million)

Change (2023-2024): **-11%**

Services

(\$ million)

Growth (2022-2023): **56%**



9% of CA-22 global goods exports went to China in 2024

4% of CA-22 global services exports went to China in 2023

Top Goods Export Markets, 2024

1. Mexico	\$362 million
2. Canada	\$236 million
3. China	\$167 million
4. Japan	\$113 million
5. Korea	\$107 million

Top Goods Exports to China, 2024

1. Fruits & tree nuts	\$35 million
2. Misc. foods	\$24 million
3. Misc. crops	\$24 million
4. Dairy products	\$22 million
5. Basic chemicals	\$9.6 million

Top Services Export Markets, 2023

1. Canada	\$52 million
2. Mexico	\$48 million
3. United Kingdom	\$45 million
4. Japan	\$23 million
6. China	\$20 million

Top Services Exports to China, 2023

1. Personal travel & tourism	\$5.1 million
2. Passenger fares	\$3.7 million
3. Business travel	\$1.8 million
4. Trademark royalties	\$1.6 million
5. Equip. installation & maintenance	\$1.4 million

California's 23rd District Exports to China

California's 23rd District goods and services exports to China supported **410** American jobs in 2023.

Goods

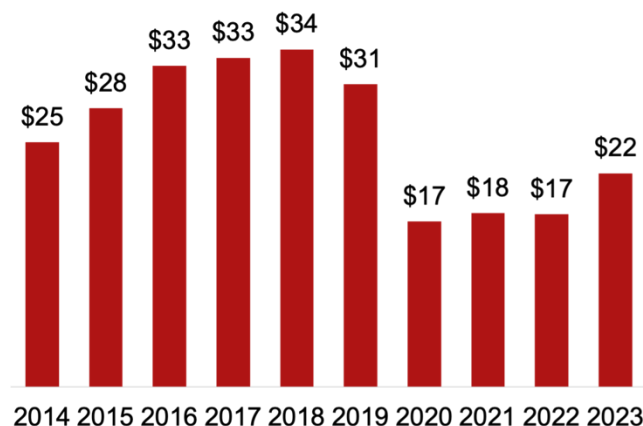
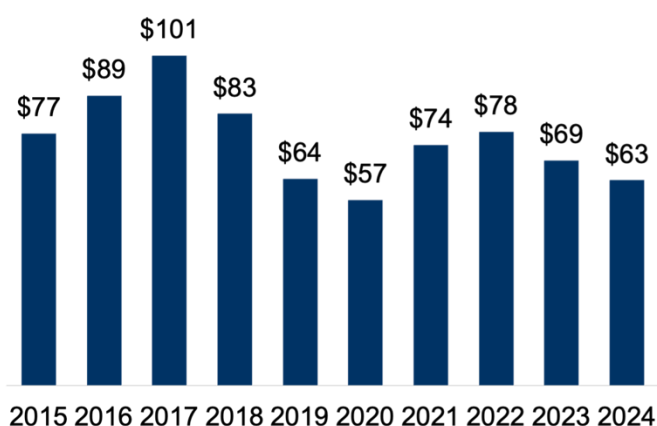
(\$ million)

Change (2023-2024): **-9%**

Services

(\$ million)

Growth (2022-2023): **24%**



8% of CA-23 global goods exports went to China in 2024

5% of CA-23 global services exports went to China in 2023

Top Goods Export Markets, 2024

1. Mexico	\$233 million
2. Canada	\$78 million
3. China	\$63 million
4. Korea	\$45 million
5. Japan	\$44 million

Top Goods Exports to China, 2024

1. Scrap products	\$12 million
2. Basic chemicals	\$9.4 million
3. Misc. fabricated metal products	\$3.2 million
4. Electrical equipment & components	\$3.1 million
5. Motor vehicles	\$2.9 million

Top Services Export Markets, 2023

1. Canada	\$37 million
2. Ireland	\$32 million
3. United Kingdom	\$31 million
4. Mexico	\$25 million
5. China	\$22 million

Top Services Exports to China, 2023

1. Education	\$6.5 million
2. Personal travel & tourism	\$3.2 million
3. Misc. business, prof. & tech. services	\$2.5 million
4. Operational leasing	\$1.7 million
5. Business mgmt. & consulting	\$1.3 million

California's 24th District Exports to China

California's 24th District goods and services exports to China supported **3,130** American jobs in 2023.

Goods

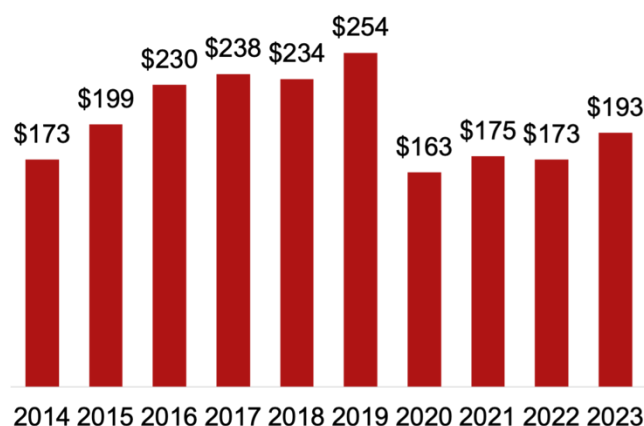
(\$ million)

Change (2023-2024): -7%

Services

(\$ million)

Growth (2022-2023): 12%



9% of CA-24 global goods exports went to China in 2024

7% of CA-24 global services exports went to China in 2023

Top Goods Export Markets, 2024

1. Mexico	\$719 million
2. Canada	\$488 million
3. China	\$334 million
4. Japan	\$209 million
5. Korea	\$196 million

Top Goods Exports to China, 2024

1. Comm. & serv. industry machinery	\$56 million
2. Navigational & meas. instruments	\$40 million
3. Fruits & tree nuts	\$37 million
4. Basic chemicals	\$22 million
5. Industrial machinery	\$17 million

Top Services Export Markets, 2023

1. Ireland	\$278 million
2. Canada	\$206 million
3. China	\$193 million
4. India	\$157 million
5. United Kingdom	\$156 million

Top Services Exports to China, 2023

1. Education	\$102 million
2. Personal travel & tourism	\$18 million
3. Royalties from industrial processes	\$18 million
4. Software distribution royalties	\$13 million
5. Misc. business, prof. & tech. services	\$6.4 million

California's 25th District Exports to China

California's 25th District goods and services exports to China supported **620** American jobs in 2023.

Goods

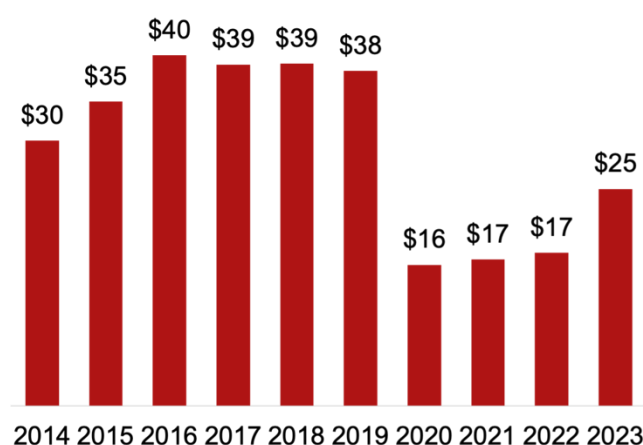
(\$ million)

Growth (2023-2024): **8%**

Services

(\$ million)

Growth (2022-2023): **42%**



9% of CA-25 global goods exports went to China in 2024

5% of CA-25 global services exports went to China in 2023

Top Goods Export Markets, 2024

1. Mexico	\$254 million
2. Canada	\$118 million
3. China	\$93 million
4. Japan	\$62 million
5. Korea	\$50 million

Top Goods Exports to China, 2024

1. Comm. & serv. industry machinery	\$22 million
2. Misc. crops	\$16 million
3. Fruits & tree nuts	\$5.0 million
4. Medical equipment & supplies	\$4.1 million
5. Scrap products	\$3.8 million

Top Services Export Markets, 2023

1. Canada	\$60 million
2. Mexico	\$46 million
3. United Kingdom	\$39 million
4. China	\$25 million
5. Ireland	\$24 million

Top Services Exports to China, 2023

1. Personal travel & tourism	\$7.6 million
2. Business travel	\$2.5 million
3. Misc. business, prof. & tech. services	\$2.5 million
4. Misc. freight & port services	\$2.2 million
5. Operational leasing	\$2.0 million

California's 26th District Exports to China

California's 26th District goods and services exports to China supported **1,960** American jobs in 2023.

Goods

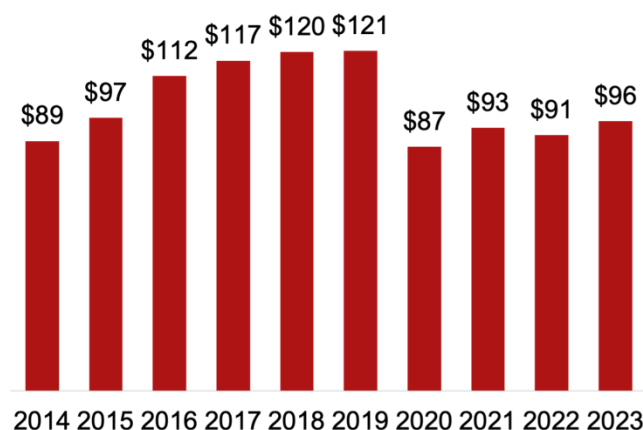
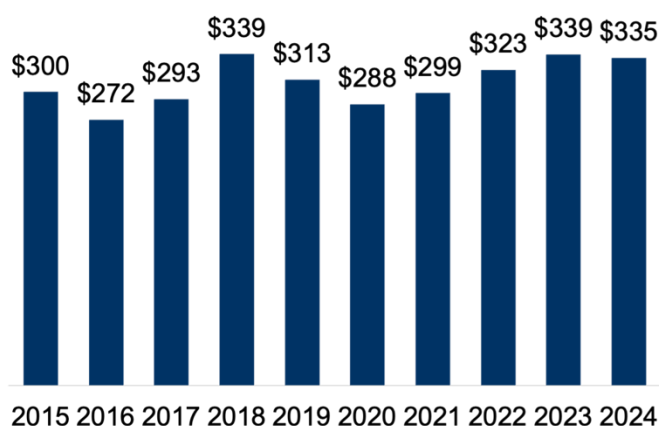
(\$ million)

Change (2023-2024): **-1%**

Services

(\$ million)

Growth (2022-2023): **5%**



9% of CA-26 global goods exports went to China in 2024

4% of CA-26 global services exports went to China in 2023

Top Goods Export Markets, 2024

1. Mexico	\$759 million
2. Canada	\$391 million
3. China	\$335 million
4. Japan	\$192 million
5. Korea	\$180 million

Top Goods Exports to China, 2024

1. Comm. & serv. industry machinery	\$61 million
2. Semiconductors & components	\$40 million
3. Fruits & tree nuts	\$35 million
4. Pharmaceuticals & medicines	\$18 million
5. Misc. chemical preparations	\$18 million

Top Services Export Markets, 2023

1. Ireland	\$258 million
2. United Kingdom	\$205 million
3. Switzerland	\$196 million
4. Canada	\$170 million
10. China	\$96 million

Top Services Exports to China, 2023

1. Royalties from industrial processes	\$31 million
2. Credit-related services	\$11 million
3. Personal travel & tourism	\$9.0 million
4. Education	\$8.2 million
5. Misc. business, prof. & tech. services	\$4.8 million

California's 27th District Exports to China

California's 27th District goods and services exports to China supported **730** American jobs in 2023.

Goods

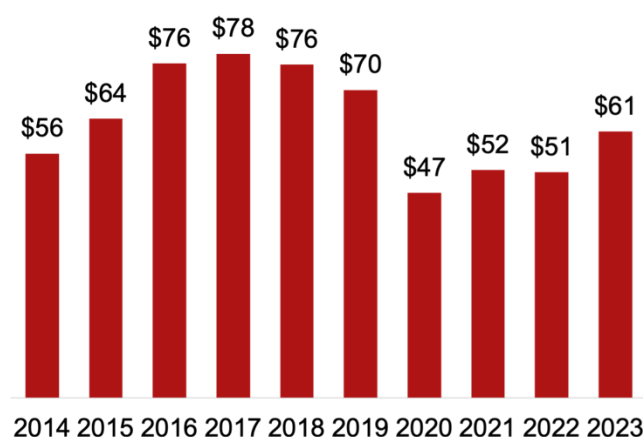
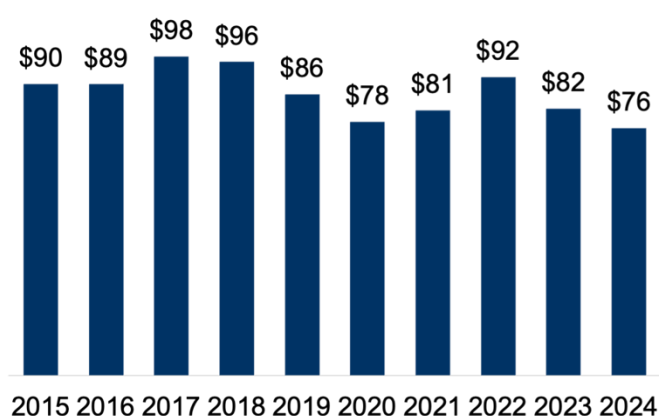
(\$ million)

Change (2023-2024): **-7%**

Services

(\$ million)

Growth (2022-2023): **18%**



7% of CA-27 global goods exports went to China in 2024

4% of CA-27 global services exports went to China in 2023

Top Goods Export Markets, 2024

1. Mexico	\$197 million
2. Japan	\$94 million
3. China	\$76 million
4. Canada	\$72 million
5. Korea	\$49 million

Top Goods Exports to China, 2024

1. Scrap products	\$12 million
2. Aerospace products & parts	\$12 million
3. Navigational & meas. instruments	\$6.7 million
4. Misc. fabricated metal products	\$5.7 million
5. Comm. & serv. industry machinery	\$5.5 million

Top Services Export Markets, 2023

1. United Kingdom	\$234 million
2. Canada	\$162 million
3. Ireland	\$103 million
4. U.K. Caribbean	\$76 million
8. China	\$61 million

Top Services Exports to China, 2023

1. Education	\$15 million
2. Audio/visual services	\$11 million
3. Personal travel & tourism	\$7.8 million
4. Misc. business, prof. & tech. services	\$3.5 million
5. Operational leasing	\$3.2 million

California's 28th District Exports to China

California's 28th District goods and services exports to China supported **1,700** American jobs in 2023.

Goods

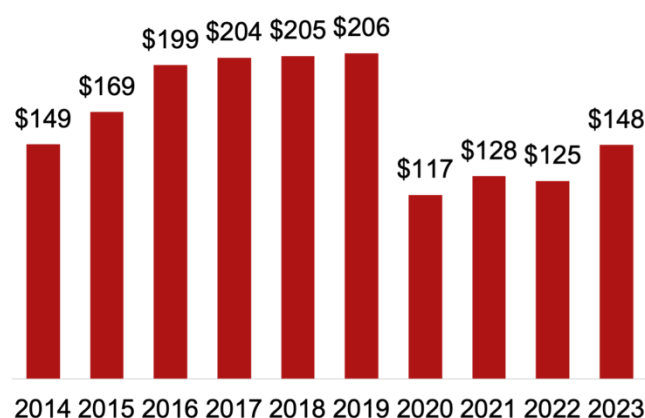
(\$ million)

Change (2023-2024): **-8%**

Services

(\$ million)

Growth (2022-2023): **18%**



9% of CA-28 global goods exports went to China in 2024

3% of CA-28 global services exports went to China in 2023

Top Goods Export Markets, 2024

1. Mexico	\$470 million
2. China	\$185 million
3. Canada	\$172 million
4. Japan	\$130 million
5. Korea	\$109 million

Top Goods Exports to China, 2024

1. Scrap products	\$40 million
2. Navigational & meas. instruments	\$18 million
3. Basic chemicals	\$18 million
4. Petroleum & coal products	\$13 million
5. Misc. foods	\$11 million

Top Services Export Markets, 2023

1. United Kingdom	\$534 million
2. Canada	\$413 million
3. U.K. Caribbean	\$392 million
4. Ireland	\$335 million
9. China	\$148 million

Top Services Exports to China, 2023

1. Education	\$31 million
2. Personal travel & tourism	\$20 million
3. Audio/visual services	\$17 million
4. Business mgmt. & consulting	\$9.5 million
5. Misc. business, prof. & tech. services	\$7.8 million

California's 29th District Exports to China

California's 29th District goods and services exports to China supported **1,380** American jobs in 2023.

Goods

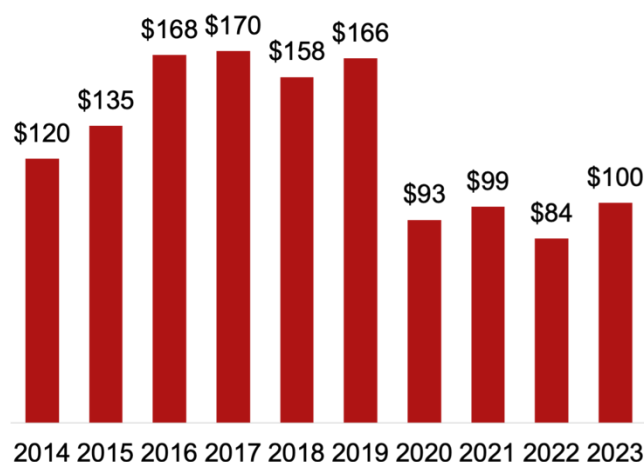
(\$ million)

Change (2023-2024): **-8%**

Services

(\$ million)

Growth (2022-2023): **19%**



7% of CA-29 global goods exports went to China in 2024

3% of CA-29 global services exports went to China in 2023

Top Goods Export Markets, 2024

1. Mexico	\$624 million
2. Japan	\$246 million
3. Canada	\$238 million
4. China	\$193 million
5. Korea	\$137 million

Top Goods Exports to China, 2024

1. Aerospace products & parts	\$31 million
2. Scrap products	\$27 million
3. Navigational & meas. instruments	\$17 million
4. Comm. & serv. industry machinery	\$13 million
5. Nonferrous metal products	\$8.9 million

Top Services Export Markets, 2023

1. United Kingdom	\$601 million
2. Canada	\$341 million
3. Ireland	\$173 million
4. Mexico	\$158 million
12. China	\$100 million

Top Services Exports to China, 2023

1. Audio/visual services	\$33 million
2. Personal travel & tourism	\$12 million
3. Royalties from industrial processes	\$11 million
4. Passenger fares	\$7.8 million
5. Operational leasing	\$4.6 million

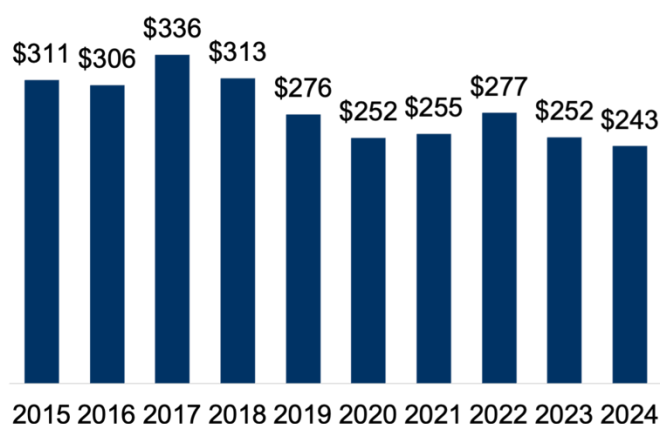
California's 30th District Exports to China

California's 30th District goods and services exports to China supported **3,170** American jobs in 2023.

Goods

(\$ million)

Change (2023-2024): **-4%**

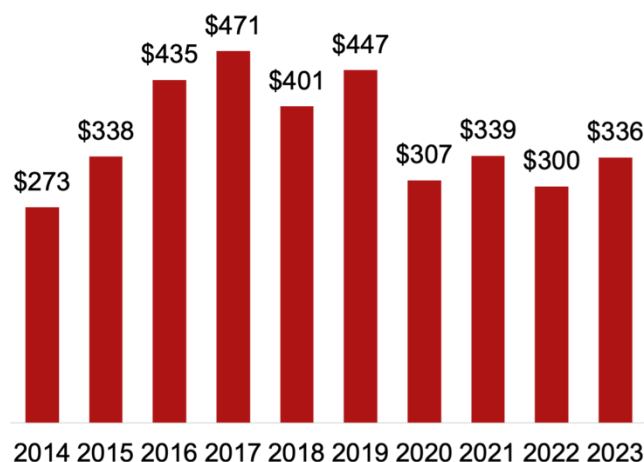


8% of CA-30 global goods exports went to China in 2024

Services

(\$ million)

Growth (2022-2023): **12%**



4% of CA-30 global services exports went to China in 2023

Top Goods Export Markets, 2024

1. Mexico	\$695 million
2. Canada	\$270 million
3. China	\$243 million
4. Japan	\$183 million
5. Korea	\$151 million

Top Goods Exports to China, 2024

1. Scrap products	\$53 million
2. Comm. & serv. industry machinery	\$19 million
3. Navigational & meas. instruments	\$16 million
4. Misc. foods	\$13 million
5. Nonferrous metal products	\$12 million

Top Services Export Markets, 2023

1. United Kingdom	\$2.0 billion
2. Canada	\$1.1 billion
3. Ireland	\$432 million
4. Germany	\$396 million
7. China	\$336 million

Top Services Exports to China, 2023

1. Audio/visual services	\$126 million
2. Education	\$72 million
3. Personal travel & tourism	\$31 million
4. Royalties from industrial processes	\$14 million
5. Business travel	\$10 million

California's 31st District Exports to China

California's 31st District goods and services exports to China supported **940** American jobs in 2023.

Goods

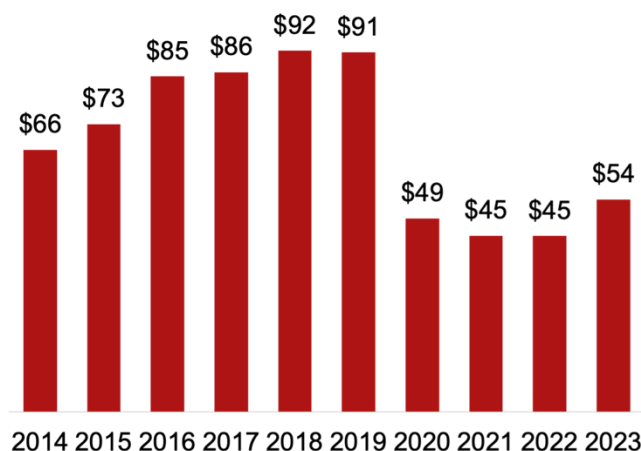
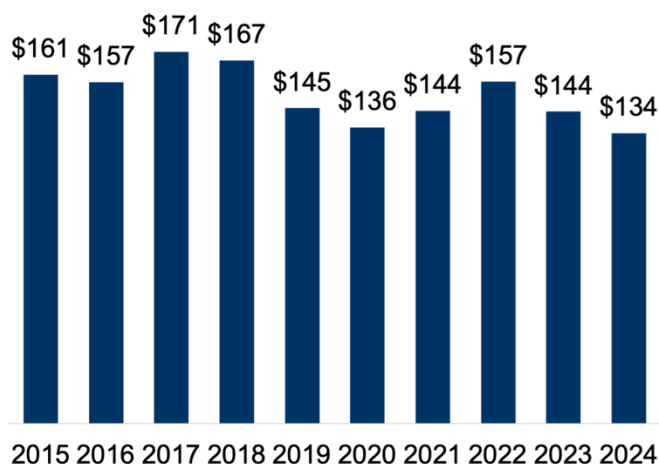
(\$ million)

Change (2023-2024): **-7%**

Services

(\$ million)

Growth (2022-2023): **21%**



7% of CA-31 global goods exports went to China in 2024

4% of CA-31 global services exports went to China in 2023

Top Goods Export Markets, 2024

1. Mexico	\$465 million
2. Canada	\$154 million
3. Japan	\$144 million
4. China	\$134 million
5. Korea	\$91 million

Top Goods Exports to China, 2024

1. Scrap products	\$21 million
2. Aerospace products & parts	\$16 million
3. Navigational & meas. instruments	\$9.9 million
4. Misc. foods	\$8.6 million
5. Misc. fabricated metal products	\$8.0 million

Top Services Export Markets, 2023

1. United Kingdom	\$142 million
2. Canada	\$136 million
3. Ireland	\$117 million
4. U.K. Caribbean	\$111 million
9. China	\$54 million

Top Services Exports to China, 2023

1. Education	\$11 million
2. Personal travel & tourism	\$8.8 million
3. Royalties from industrial processes	\$5.6 million
4. Audio/visual services	\$3.1 million
5. Misc. business, prof. & tech. services	\$3.1 million

California's 32nd District Exports to China

California's 32nd District goods and services exports to China supported **2,740** American jobs in 2023.

Goods

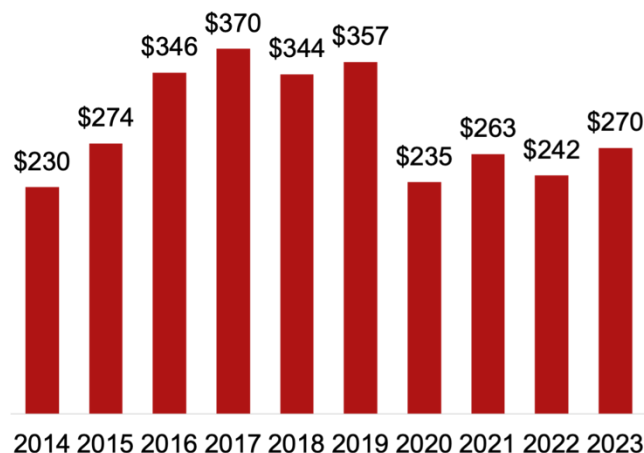
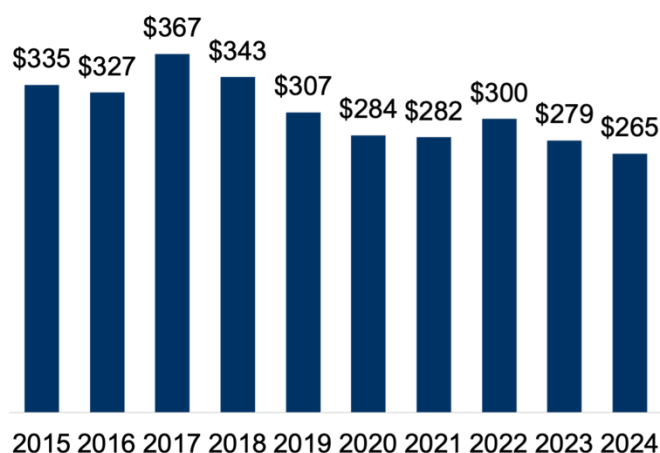
(\$ million)

Change (2023-2024): **-5%**

Services

(\$ million)

Growth (2022-2023): **12%**



8% of CA-32 global goods exports went to China in 2024

3% of CA-32 global services exports went to China in 2023

Top Goods Export Markets, 2024

1. Mexico	\$645 million
2. China	\$265 million
3. Canada	\$249 million
4. Japan	\$242 million
5. Korea	\$160 million

Top Goods Exports to China, 2024

1. Scrap products	\$49 million
2. Navigational & meas. instruments	\$38 million
3. Comm. & serv. industry machinery	\$28 million
4. Aerospace products & parts	\$22 million
5. Misc. fabricated metal products	\$14 million

Top Services Export Markets, 2023

1. United Kingdom	\$1.5 billion
2. Canada	\$855 million
3. Ireland	\$478 million
4. U.K. Caribbean	\$375 million
8. China	\$270 million

Top Services Exports to China, 2023

1. Audio/visual services	\$86 million
2. Education	\$48 million
3. Personal travel & tourism	\$24 million
4. Royalties from industrial processes	\$14 million
5. Business mgmt. & consulting	\$12 million

California's 33rd District Exports to China

California's 33rd District goods and services exports to China supported **610** American jobs in 2023.

Goods

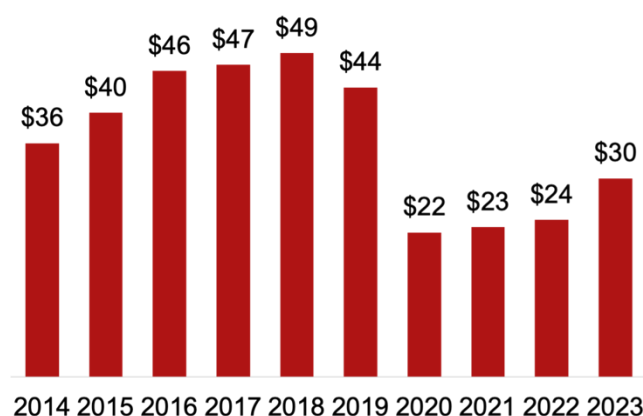
(\$ million)

Change (2023-2024): **-9%**

Services

(\$ million)

Growth (2022-2023): **26%**



8% of CA-33 global goods exports went to China in 2024

5% of CA-33 global services exports went to China in 2023

Top Goods Export Markets, 2024

1. Mexico	\$314 million
2. Canada	\$131 million
3. China	\$97 million
4. Japan	\$77 million
5. Korea	\$73 million

Top Goods Exports to China, 2024

1. Basic chemicals	\$22 million
2. Scrap products	\$11 million
3. Comm. & serv. industry machinery	\$8.7 million
4. Misc. general purpose machinery	\$7.7 million
5. Motor vehicles	\$4.2 million

Top Services Export Markets, 2023

1. Canada	\$52 million
2. Ireland	\$50 million
3. United Kingdom	\$43 million
4. Mexico	\$37 million
6. China	\$30 million

Top Services Exports to China, 2023

1. Education	\$8.6 million
2. Personal travel & tourism	\$4.8 million
3. Misc. business, prof. & tech. services	\$3.7 million
4. Royalties from industrial processes	\$2.1 million
5. Trademark royalties	\$1.9 million

California's 34th District Exports to China

California's 34th District goods and services exports to China supported **1,160** American jobs in 2023.

Goods

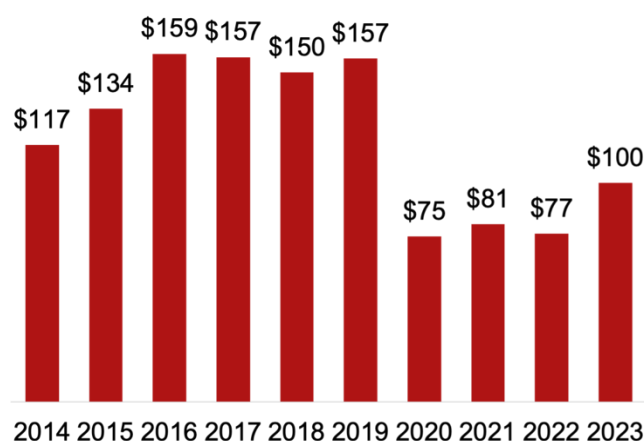
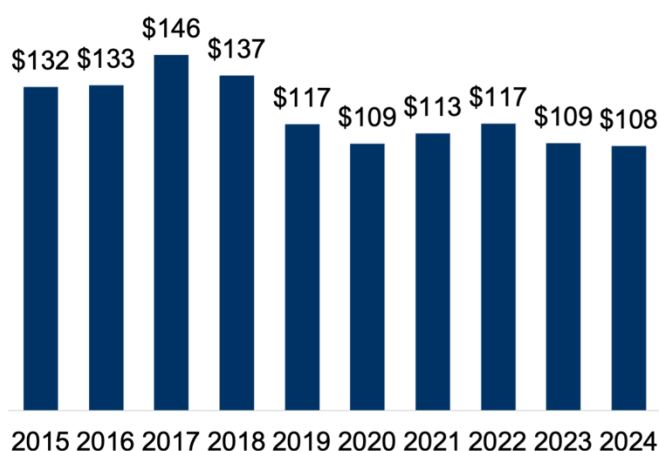
(\$ million)

Change (2023-2024): **-1%**

Services

(\$ million)

Growth (2022-2023): **30%**



7% of CA-34 global goods exports went to China in 2024

4% of CA-34 global services exports went to China in 2023

Top Goods Export Markets, 2024

1. Mexico	\$457 million
2. Canada	\$146 million
3. China	\$108 million
4. Korea	\$71 million
5. Japan	\$69 million

Top Goods Exports to China, 2024

1. Scrap products	\$26 million
2. Misc. foods	\$12 million
3. Misc. fabricated metal products	\$7.1 million
4. Meat products	\$5.0 million
5. Marine products	\$4.9 million

Top Services Export Markets, 2023

1. United Kingdom	\$369 million
2. Canada	\$291 million
3. U.K. Caribbean	\$180 million
4. Ireland	\$157 million
7. China	\$100 million

Top Services Exports to China, 2023

1. Education	\$20 million
2. Personal travel & tourism	\$18 million
3. Audio/visual services	\$13 million
4. Business travel	\$6.0 million
5. Passenger fares	\$5.0 million

California's 35th District Exports to China

California's 35th District goods and services exports to China supported **1,670** American jobs in 2023.

Goods

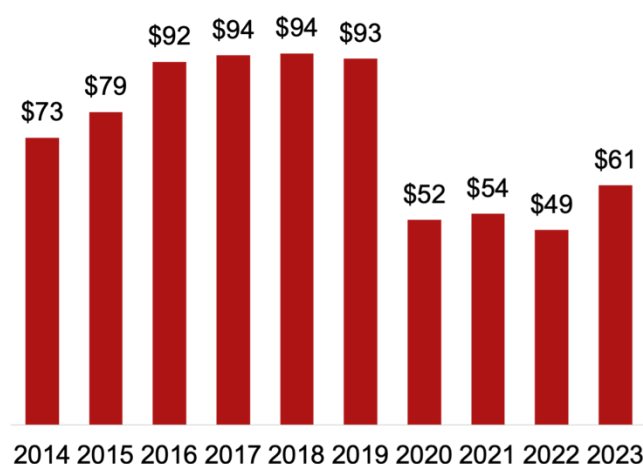
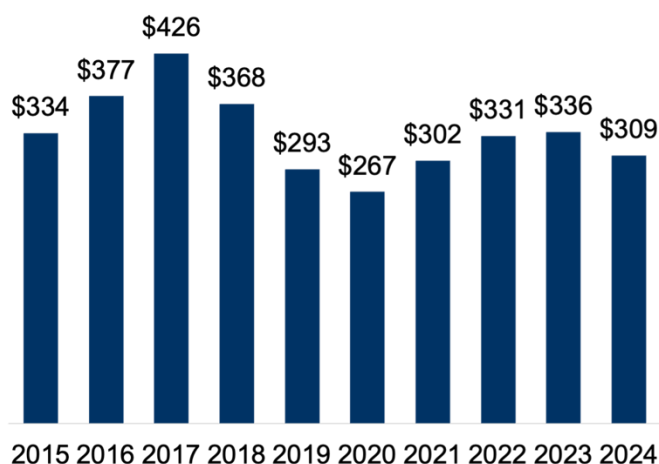
(\$ million)

Change (2023-2024): **-8%**

Services

(\$ million)

Growth (2022-2023): **23%**



7% of CA-35 global goods exports went to China in 2024

5% of CA-35 global services exports went to China in 2023

Top Goods Export Markets, 2024

1. Mexico	\$1.3 billion
2. Canada	\$425 million
3. China	\$309 million
4. Japan	\$217 million
5. Korea	\$216 million

Top Goods Exports to China, 2024

1. Basic chemicals	\$41 million
2. Scrap products	\$38 million
3. Comm. & serv. industry machinery	\$27 million
4. Misc. foods	\$18 million
5. Plastics products	\$18 million

Top Services Export Markets, 2023

1. Ireland	\$137 million
2. Canada	\$112 million
3. United Kingdom	\$100 million
4. Switzerland	\$96 million
7. China	\$61 million

Top Services Exports to China, 2023

1. Royalties from industrial processes	\$12 million
2. Education	\$10 million
3. Personal travel & tourism	\$9.0 million
4. Misc. business, prof. & tech. services	\$5.3 million
5. Business mgmt. & consulting	\$4.3 million

California's 36th District Exports to China

California's 36th District goods and services exports to China supported **4,860** American jobs in 2023.

Goods

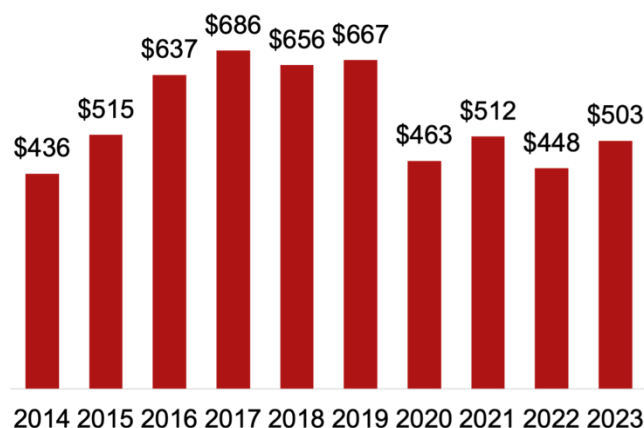
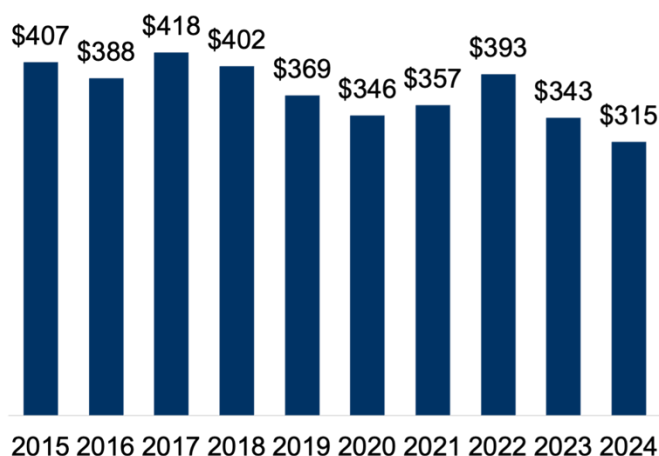
(\$ million)

Change (2023-2024): **-8%**

Services

(\$ million)

Growth (2022-2023): **12%**



8% of CA-36 global goods exports went to China in 2024

4% of CA-36 global services exports went to China in 2023

Top Goods Export Markets, 2024

1. Mexico	\$726 million
2. China	\$315 million
3. Japan	\$290 million
4. Canada	\$284 million
5. Korea	\$187 million

Top Goods Exports to China, 2024

1. Scrap products	\$62 million
2. Navigational & meas. instruments	\$43 million
3. Aerospace products & parts	\$26 million
4. Pharmaceuticals & medicines	\$24 million
5. Petroleum & coal products	\$23 million

Top Services Export Markets, 2023

1. United Kingdom	\$2.1 billion
2. Canada	\$1.3 billion
3. Ireland	\$741 million
4. U.K. Caribbean	\$548 million
5. China	\$503 million

Top Services Exports to China, 2023

1. Education	\$197 million
2. Audio/visual services	\$117 million
3. Personal travel & tourism	\$33 million
4. Business mgmt. & consulting	\$19 million
5. Royalties from industrial processes	\$16 million

California's 37th District Exports to China

California's 37th District goods and services exports to China supported **4,300** American jobs in 2023.

Goods

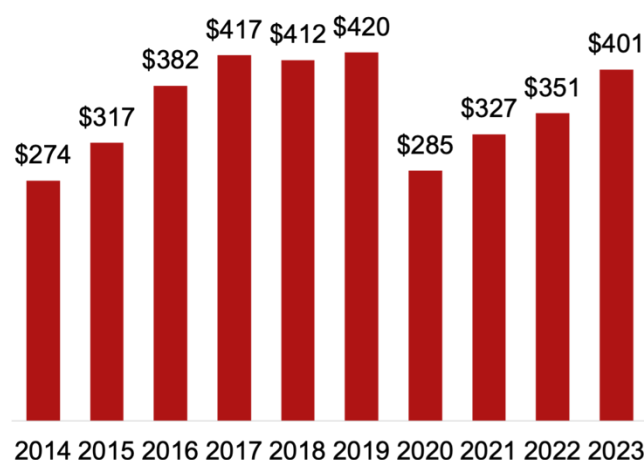
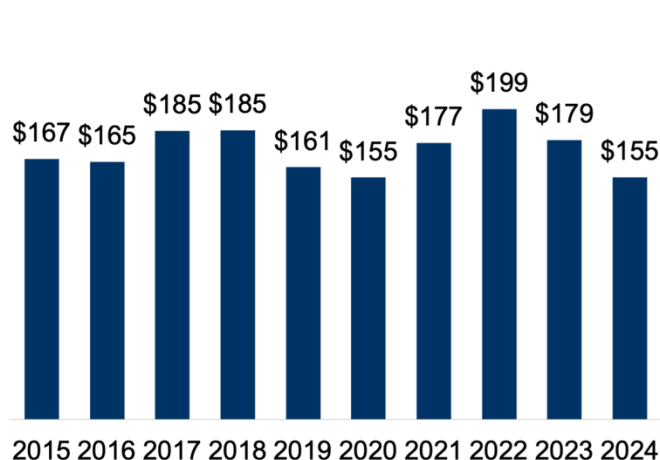
(\$ million)

Change (2023-2024): **-13%**

Services

(\$ million)

Growth (2022-2023): **14%**



6% of CA-37 global goods exports went to China in 2024

8% of CA-37 global services exports went to China in 2023

Top Goods Export Markets, 2024

1. Mexico	\$843 million
2. Canada	\$221 million
3. China	\$155 million
4. Japan	\$121 million
5. Korea	\$95 million

Top Goods Exports to China, 2024

1. Scrap products	\$27 million
2. Petroleum & coal products	\$16 million
3. Misc. foods	\$15 million
4. Apparel	\$12 million
5. Aerospace products & parts	\$6.5 million

Top Services Export Markets, 2023

1. United Kingdom	\$679 million
2. Canada	\$449 million
3. China	\$401 million
4. India	\$346 million
5. Ireland	\$223 million

Top Services Exports to China, 2023

1. Education	\$294 million
2. Audio/visual services	\$35 million
3. Personal travel & tourism	\$16 million
4. Royalties from industrial processes	\$6.3 million
5. Business mgmt. & consulting	\$5.3 million

California's 38th District Exports to China

California's 38th District goods and services exports to China supported **920** American jobs in 2023.

Goods

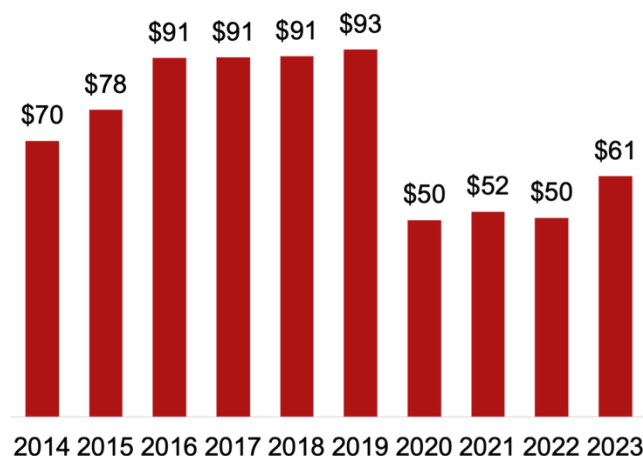
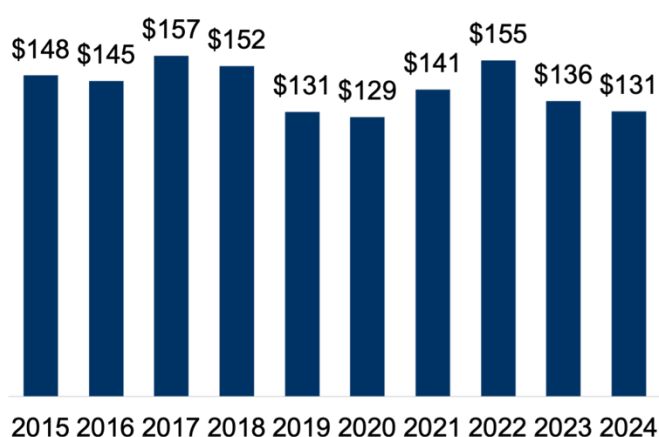
(\$ million)

Change (2023-2024): -4%

Services

(\$ million)

Growth (2022-2023): 21%



8% of CA-38 global goods exports went to China in 2024

3% of CA-38 global services exports went to China in 2023

Top Goods Export Markets, 2024

1. Mexico	\$410 million
2. Canada	\$139 million
3. China	\$131 million
4. Japan	\$98 million
5. Korea	\$83 million

Top Goods Exports to China, 2024

1. Scrap products	\$23 million
2. Comm. & serv. industry machinery	\$11 million
3. Navigational & meas. instruments	\$9.0 million
4. Misc. foods	\$6.8 million
5. Misc. general purpose machinery	\$6.6 million

Top Services Export Markets, 2023

1. United Kingdom	\$187 million
2. Canada	\$172 million
3. U.K. Caribbean	\$159 million
4. Ireland	\$158 million
10. China	\$61 million

Top Services Exports to China, 2023

1. Personal travel & tourism	\$11 million
2. Royalties from industrial processes	\$7.2 million
3. Education	\$6.6 million
4. Audio/visual services	\$4.2 million
5. Business mgmt. & consulting	\$4.1 million

California's 39th District Exports to China

California's 39th District goods and services exports to China supported **1,370** American jobs in 2023.

Goods

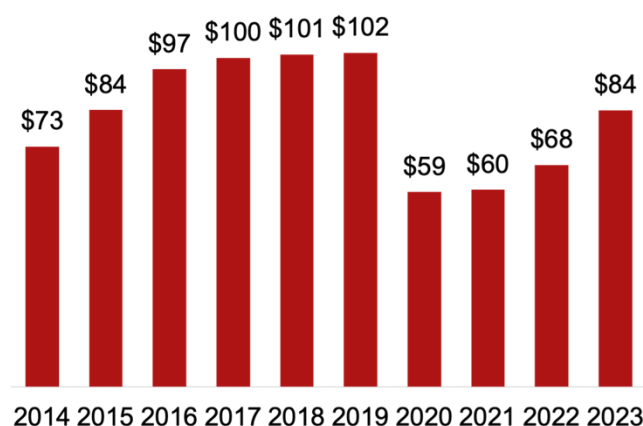
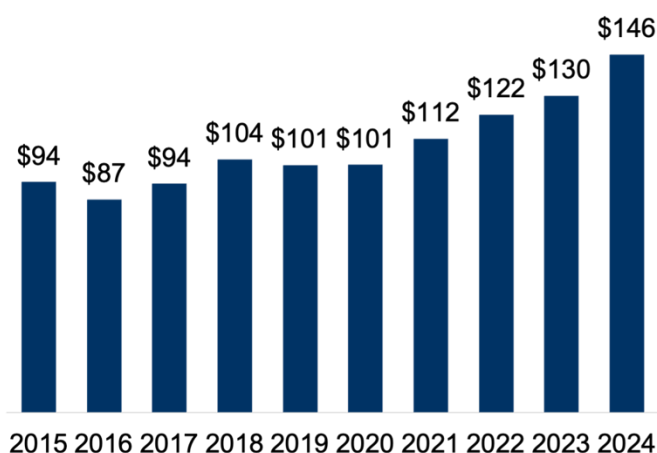
(\$ million)

Growth (2023-2024): **13%**

Services

(\$ million)

Growth (2022-2023): **25%**



7% of CA-39 global goods exports went to China in 2024

9% of CA-39 global services exports went to China in 2023

Top Goods Export Markets, 2024

1. Mexico	\$696 million
2. Canada	\$222 million
3. China	\$146 million
4. Japan	\$120 million
5. Korea	\$84 million

Top Goods Exports to China, 2024

1. Comm. & serv. industry machinery	\$54 million
2. Medical equipment & supplies	\$9.9 million
3. Fruits & tree nuts	\$8.3 million
4. Plastics products	\$7.3 million
5. Misc. manufactured commodities	\$6.7 million

Top Services Export Markets, 2023

1. Canada	\$102 million
2. China	\$84 million
3. India	\$69 million
4. Mexico	\$64 million
5. United Kingdom	\$61 million

Top Services Exports to China, 2023

1. Education	\$51 million
2. Personal travel & tourism	\$10 million
3. Misc. business, prof. & tech. services	\$4.1 million
4. Business travel	\$3.6 million
5. Operational leasing	\$2.6 million

California's 40th District Exports to China

California's 40th District goods and services exports to China supported **3,080** American jobs in 2023.

Goods

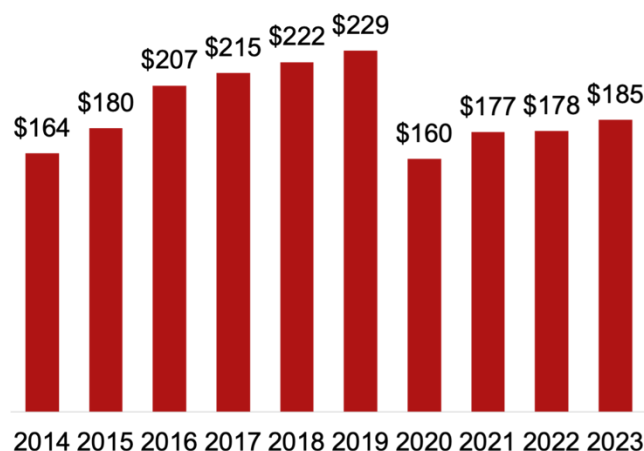
(\$ million)

Change (2023-2024): 0%

Services

(\$ million)

Growth (2022-2023): 4%



9% of CA-40 global goods exports went to China in 2024

4% of CA-40 global services exports went to China in 2023

Top Goods Export Markets, 2024

1. Mexico	\$1.2 billion
2. China	\$506 million
3. Canada	\$451 million
4. Japan	\$324 million
5. Netherlands	\$286 million

Top Goods Exports to China, 2024

1. Navigational & meas. instruments	\$81 million
2. Comm. & serv. industry machinery	\$75 million
3. Semiconductors & components	\$64 million
4. Medical equipment & supplies	\$59 million
5. Pharmaceuticals & medicines	\$44 million

Top Services Export Markets, 2023

1. Ireland	\$664 million
2. Switzerland	\$414 million
3. Canada	\$373 million
4. U.K. Caribbean	\$348 million
10. China	\$185 million

Top Services Exports to China, 2023

1. Royalties from industrial processes	\$53 million
2. Personal travel & tourism	\$18 million
3. Education	\$17 million
4. Business mgmt. & consulting	\$13 million
5. Misc. business, prof. & tech. services	\$12 million

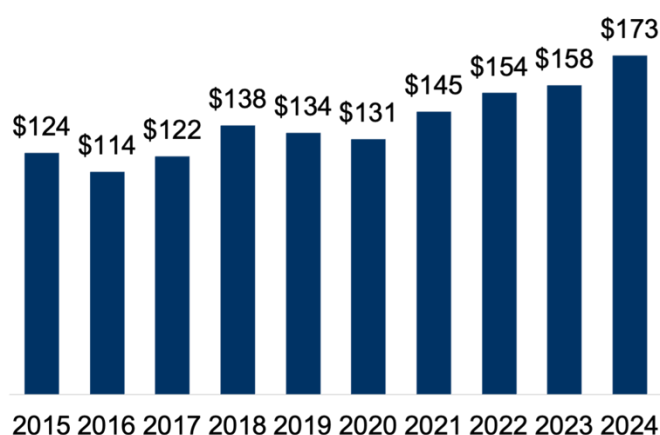
California's 41st District Exports to China

California's 41st District goods and services exports to China supported **1,040** American jobs in 2023.

Goods

(\$ million)

Growth (2023-2024): **10%**

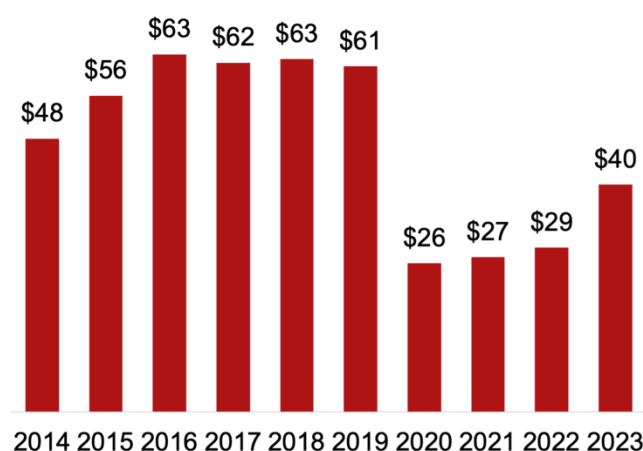


6% of CA-41 global goods exports went to China in 2024

Services

(\$ million)

Growth (2022-2023): **38%**



4% of CA-41 global services exports went to China in 2023

Top Goods Export Markets, 2024

1. Mexico	\$961 million
2. Canada	\$265 million
3. China	\$173 million
4. Japan	\$115 million
5. Korea	\$101 million

Top Goods Exports to China, 2024

1. Comm. & serv. industry machinery	\$50 million
2. Misc. general purpose machinery	\$13 million
3. Misc. fabricated metal products	\$11 million
4. Medical equipment & supplies	\$9.9 million
5. Misc. manufactured commodities	\$9.4 million

Top Services Export Markets, 2023

1. Canada	\$121 million
2. Mexico	\$71 million
3. United Kingdom	\$70 million
4. Ireland	\$67 million
6. China	\$40 million

Top Services Exports to China, 2023

1. Personal travel & tourism	\$12 million
2. Misc. business, prof. & tech. services	\$5.2 million
3. Business travel	\$4.0 million
4. Misc. personal & recreational	\$3.7 million
5. Royalties from industrial processes	\$3.4 million

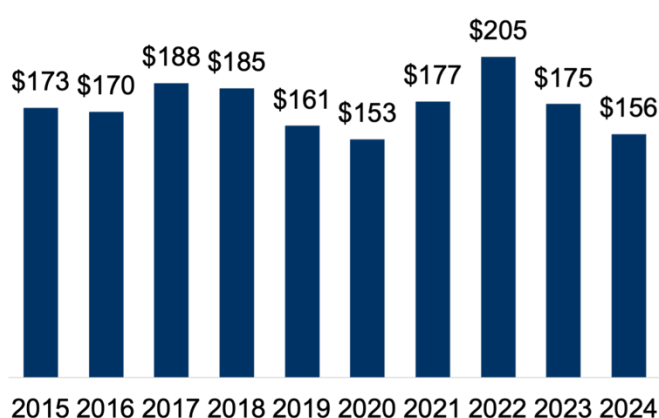
California's 42nd District Exports to China

California's 42nd District goods and services exports to China supported **4,020** American jobs in 2023.

Goods

(\$ million)

Change (2023-2024): **-11%**

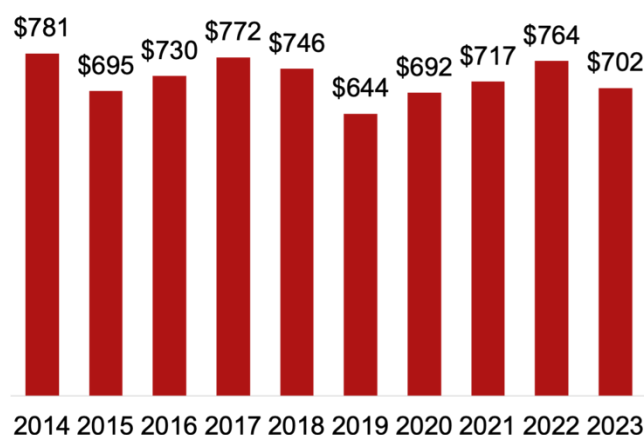


7% of CA-42 global goods exports went to China in 2024

Services

(\$ million)

Change (2022-2023): **-8%**



14% of CA-42 global services exports went to China in 2023

Top Goods Export Markets, 2024

1. Mexico	\$604 million
2. Canada	\$178 million
3. China	\$156 million
4. Japan	\$116 million
5. Korea	\$91 million

Top Goods Exports to China, 2024

1. Scrap products	\$23 million
2. Petroleum & coal products	\$16 million
3. Misc. foods	\$13 million
4. Navigational & meas. instruments	\$9.0 million
5. Misc. fabricated metal products	\$9.0 million

Top Services Export Markets, 2023

1. Japan	\$711 million
2. China	\$702 million
3. Taiwan	\$692 million
4. United Kingdom	\$242 million
5. Canada	\$241 million

Top Services Exports to China, 2023

1. Ocean freight & port services	\$611 million
2. Education	\$28 million
3. Personal travel & tourism	\$14 million
4. Audio/visual services	\$6.3 million
5. Royalties from industrial processes	\$5.1 million

California's 43rd District Exports to China

California's 43rd District goods and services exports to China supported **2,240** American jobs in 2023.

Goods

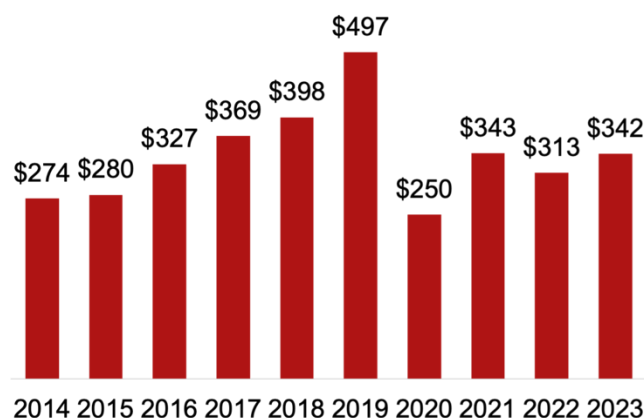
(\$ million)

Change (2023-2024): **-14%**

Services

(\$ million)

Growth (2022-2023): **9%**



7% of CA-43 global goods exports went to China in 2024

7% of CA-43 global services exports went to China in 2023

Top Goods Export Markets, 2024

1. Mexico	\$548 million
2. Canada	\$181 million
3. Japan	\$173 million
4. China	\$167 million
5. Singapore	\$108 million

Top Goods Exports to China, 2024

1. Petroleum & coal products	\$22 million
2. Aerospace products & parts	\$17 million
3. Scrap products	\$16 million
4. Navigational & meas. instruments	\$11 million
5. Misc. foods	\$11 million

Top Services Export Markets, 2023

1. Korea	\$485 million
2. Japan	\$446 million
3. United Kingdom	\$428 million
4. China	\$342 million
5. Germany	\$280 million

Top Services Exports to China, 2023

1. Air freight & port services	\$274 million
2. Personal travel & tourism	\$11 million
3. Passenger fares	\$10 million
4. Royalties from industrial processes	\$7.9 million
5. Audio/visual services	\$5.5 million

California's 44th District Exports to China

California's 44th District goods and services exports to China supported **1,040** American jobs in 2023.

Goods

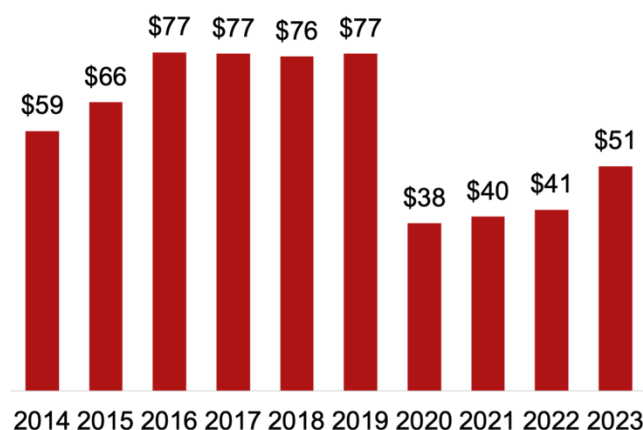
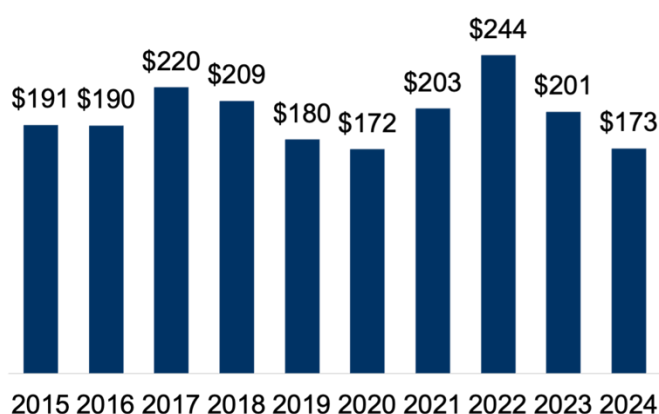
(\$ million)

Change (2023-2024): **-14%**

Services

(\$ million)

Growth (2022-2023): **24%**



7% of CA-44 global goods exports went to China in 2024

3% of CA-44 global services exports went to China in 2023

Top Goods Export Markets, 2024

1. Mexico	\$567 million
2. Canada	\$179 million
3. China	\$173 million
4. Japan	\$162 million
5. Singapore	\$102 million

Top Goods Exports to China, 2024

1. Petroleum & coal products	\$20 million
2. Scrap products	\$20 million
3. Aerospace products & parts	\$16 million
4. Marine products	\$14 million
5. Basic chemicals	\$14 million

Top Services Export Markets, 2023

1. United Kingdom	\$166 million
2. Canada	\$149 million
3. Ireland	\$127 million
4. U.K. Caribbean	\$89 million
10. China	\$51 million

Top Services Exports to China, 2023

1. Personal travel & tourism	\$10 million
2. Royalties from industrial processes	\$5.6 million
3. Education	\$4.8 million
4. Audio/visual services	\$4.7 million
5. Business mgmt. & consulting	\$3.7 million

California's 45th District Exports to China

California's 45th District goods and services exports to China supported **2,280** American jobs in 2023.

Goods

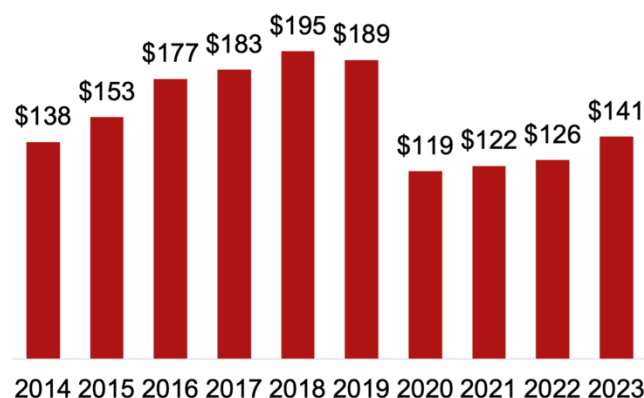
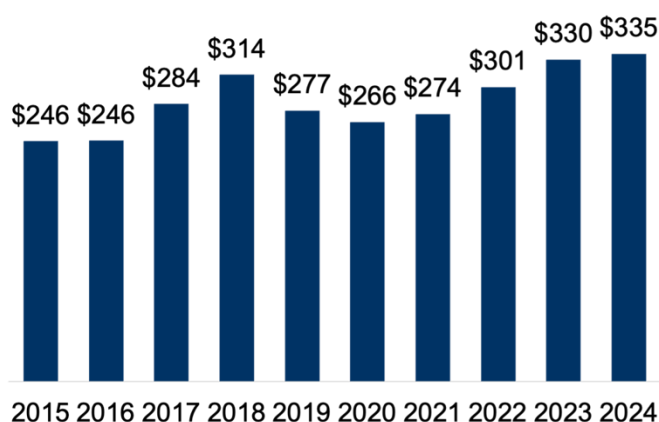
(\$ million)

Growth (2023-2024): **2%**

Services

(\$ million)

Growth (2022-2023): **12%**



8% of CA-45 global goods exports went to China in 2024

4% of CA-45 global services exports went to China in 2023

Top Goods Export Markets, 2024

1. Mexico	\$945 million
2. Canada	\$354 million
3. China	\$335 million
4. Japan	\$262 million
5. Netherlands	\$197 million

Top Goods Exports to China, 2024

1. Comm. & serv. industry machinery	\$53 million
2. Medical equipment & supplies	\$53 million
3. Scrap products	\$30 million
4. Semiconductors & components	\$27 million
5. Navigational & meas. instruments	\$22 million

Top Services Export Markets, 2023

1. Ireland	\$382 million
2. U.K. Caribbean	\$295 million
3. Canada	\$276 million
4. Switzerland	\$253 million
9. China	\$141 million

Top Services Exports to China, 2023

1. Royalties from industrial processes	\$34 million
2. Education	\$23 million
3. Personal travel & tourism	\$19 million
4. Misc. business, prof. & tech. services	\$8.2 million
5. Credit-related services	\$7.6 million

California's 46th District Exports to China

California's 46th District goods and services exports to China supported **2,330** American jobs in 2023.

Goods

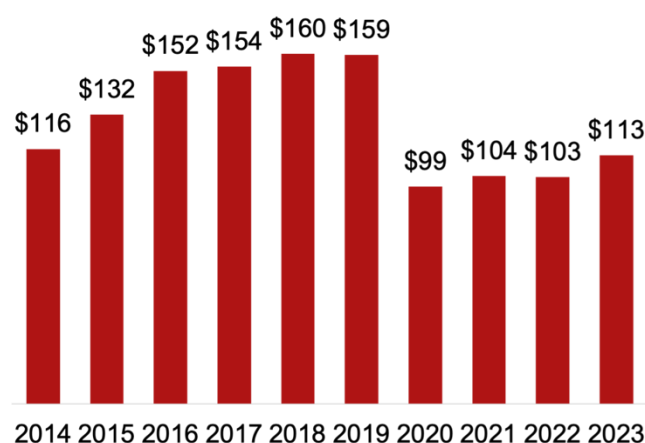
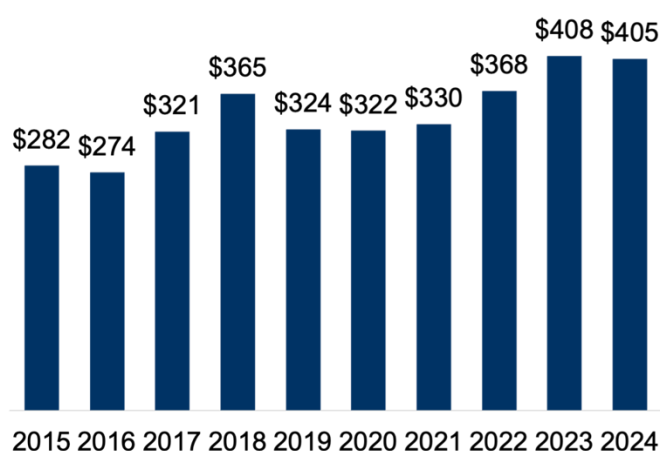
(\$ million)

Change (2023-2024): **-1%**

Services

(\$ million)

Growth (2022-2023): **10%**



8% of CA-46 global goods exports went to China in 2024

4% of CA-46 global services exports went to China in 2023

Top Goods Export Markets, 2024

1. Mexico	\$1.2 billion
2. Canada	\$408 million
3. China	\$405 million
4. Japan	\$295 million
5. Netherlands	\$230 million

Top Goods Exports to China, 2024

1. Comm. & serv. industry machinery	\$63 million
2. Semiconductors & components	\$53 million
3. Medical equipment & supplies	\$53 million
4. Navigational & meas. instruments	\$53 million
5. Scrap products	\$21 million

Top Services Export Markets, 2023

1. Ireland	\$322 million
2. Canada	\$233 million
3. Switzerland	\$227 million
4. United Kingdom	\$211 million
9. China	\$113 million

Top Services Exports to China, 2023

1. Royalties from industrial processes	\$35 million
2. Personal travel & tourism	\$18 million
3. Credit-related services	\$17 million
4. Misc. business, prof. & tech. services	\$5.2 million
5. Business travel	\$4.7 million

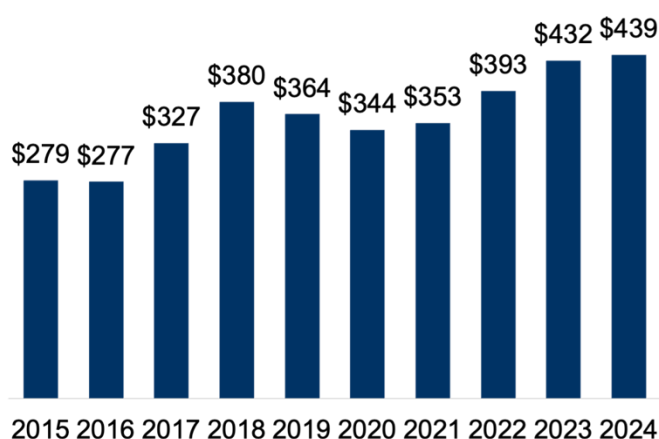
California's 47th District Exports to China

California's 47th District goods and services exports to China supported **4,500** American jobs in 2023.

Goods

(\$ million)

Growth (2023-2024): **2%**

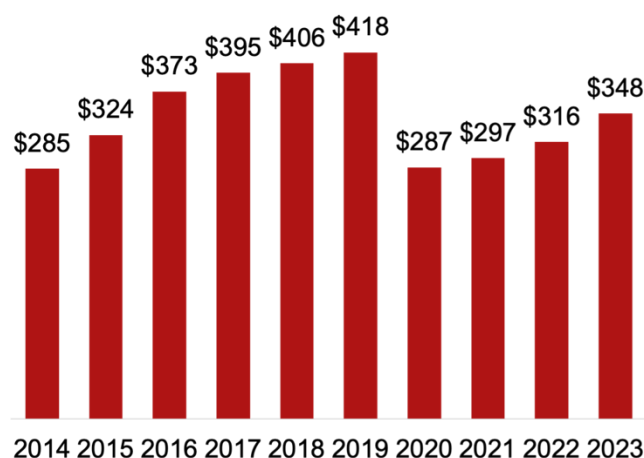


9% of CA-47 global goods exports went to China in 2024

Services

(\$ million)

Growth (2022-2023): **10%**



6% of CA-47 global services exports went to China in 2023

Top Goods Export Markets, 2024

1. Mexico	\$915 million
2. China	\$439 million
3. Canada	\$402 million
4. Japan	\$317 million
5. Netherlands	\$290 million

Top Goods Exports to China, 2024

1. Comm. & serv. industry machinery	\$76 million
2. Medical equipment & supplies	\$73 million
3. Navigational & meas. instruments	\$63 million
4. Pharmaceuticals & medicines	\$40 million
5. Semiconductors & components	\$35 million

Top Services Export Markets, 2023

1. Ireland	\$662 million
2. Canada	\$489 million
3. U.K. Caribbean	\$466 million
4. United Kingdom	\$397 million
6. China	\$348 million

Top Services Exports to China, 2023

1. Education	\$174 million
2. Royalties from industrial processes	\$41 million
3. Personal travel & tourism	\$25 million
4. Credit-related services	\$15 million
5. Business mgmt. & consulting	\$14 million

California's 48th District Exports to China

California's 48th District goods and services exports to China supported **1,890** American jobs in 2023.

Goods

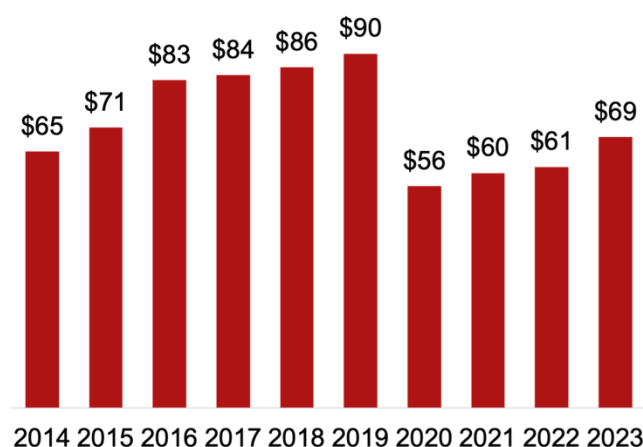
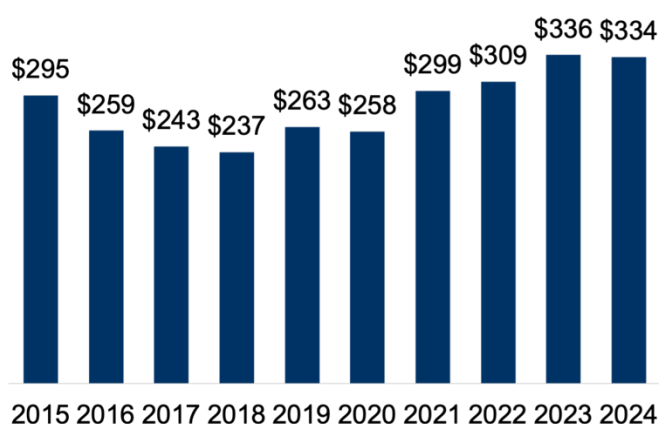
(\$ million)

Change (2023-2024): **-1%**

Services

(\$ million)

Growth (2022-2023): **12%**



8% of CA-48 global goods exports went to China in 2024

4% of CA-48 global services exports went to China in 2023

Top Goods Export Markets, 2024

1. Mexico	\$669 million
2. Canada	\$477 million
3. China	\$334 million
4. Japan	\$238 million
5. Korea	\$188 million

Top Goods Exports to China, 2024

1. Comm. & serv. industry machinery	\$85 million
2. Fruits & tree nuts	\$58 million
3. Navigational & meas. instruments	\$38 million
4. Engines & turbines	\$18 million
5. Communications equipment	\$16 million

Top Services Export Markets, 2023

1. Ireland	\$240 million
2. Switzerland	\$169 million
3. Canada	\$161 million
4. United Kingdom	\$124 million
10. China	\$69 million

Top Services Exports to China, 2023

1. Royalties from industrial processes	\$22 million
2. Personal travel & tourism	\$12 million
3. Misc. business, prof. & tech. services	\$4.8 million
4. Business mgmt. & consulting	\$4.3 million
5. Business travel	\$3.8 million

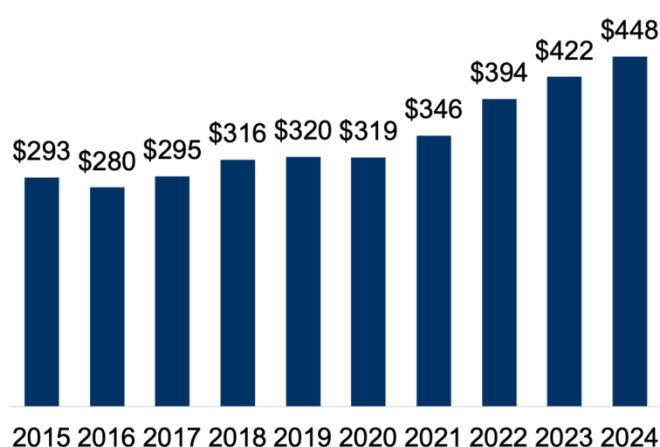
California's 49th District Exports to China

California's 49th District goods and services exports to China supported **2,460** American jobs in 2023.

Goods

(\$ million)

Growth (2023-2024): **6%**

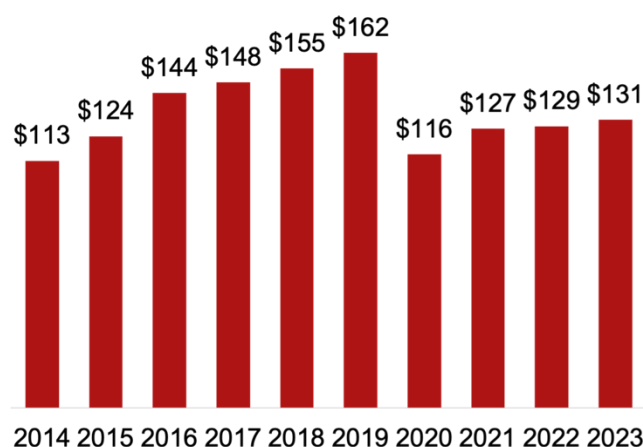


10% of CA-49 global goods exports went to China in 2024

Services

(\$ million)

Growth (2022-2023): **2%**



3% of CA-49 global services exports went to China in 2023

Top Goods Export Markets, 2024

1. Mexico	\$692 million
2. China	\$448 million
3. Canada	\$405 million
4. Japan	\$303 million
5. Netherlands	\$241 million

Top Goods Exports to China, 2024

1. Comm. & serv. industry machinery	\$139 million
2. Navigational & meas. instruments	\$68 million
3. Medical equipment & supplies	\$44 million
4. Pharmaceuticals & medicines	\$33 million
5. Scrap products	\$21 million

Top Services Export Markets, 2023

1. Ireland	\$600 million
2. Switzerland	\$379 million
3. Canada	\$276 million
4. Singapore	\$272 million
11. China	\$131 million

Top Services Exports to China, 2023

1. Royalties from industrial processes	\$41 million
2. Personal travel & tourism	\$14 million
3. Business mgmt. & consulting	\$9.9 million
4. Credit-related services	\$8.7 million
5. Misc. business, prof. & tech. services	\$7.0 million

California's 50th District Exports to China

California's 50th District goods and services exports to China supported **3,740** American jobs in 2023.

Goods

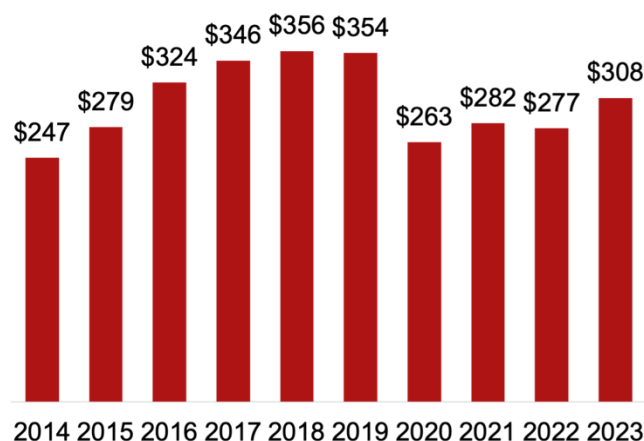
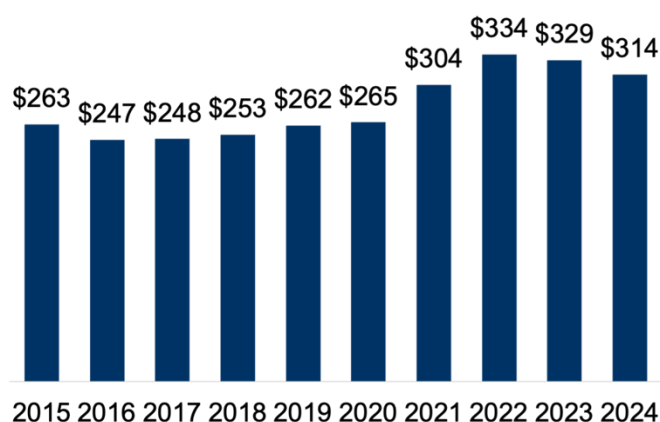
(\$ million)

Change (2023-2024): **-5%**

Services

(\$ million)

Growth (2022-2023): **11%**



9% of CA-50 global goods exports went to China in 2024

6% of CA-50 global services exports went to China in 2023

Top Goods Export Markets, 2024

1. Mexico	\$406 million
2. China	\$314 million
3. Canada	\$305 million
4. Japan	\$293 million
5. Germany	\$213 million

Top Goods Exports to China, 2024

1. Pharmaceuticals & medicines	\$85 million
2. Comm. & serv. industry machinery	\$42 million
3. Basic chemicals	\$27 million
4. Navigational & meas. instruments	\$26 million
5. Fruits & tree nuts	\$21 million

Top Services Export Markets, 2023

1. Ireland	\$613 million
2. Switzerland	\$376 million
3. Canada	\$332 million
4. Singapore	\$330 million
5. China	\$308 million

Top Services Exports to China, 2023

1. Education	\$185 million
2. Royalties from industrial processes	\$25 million
3. Personal travel & tourism	\$19 million
4. Computer software services	\$11 million
5. Business mgmt. & consulting	\$10 million

California's 51st District Exports to China

California's 51st District goods and services exports to China supported **3,630** American jobs in 2023.

Goods

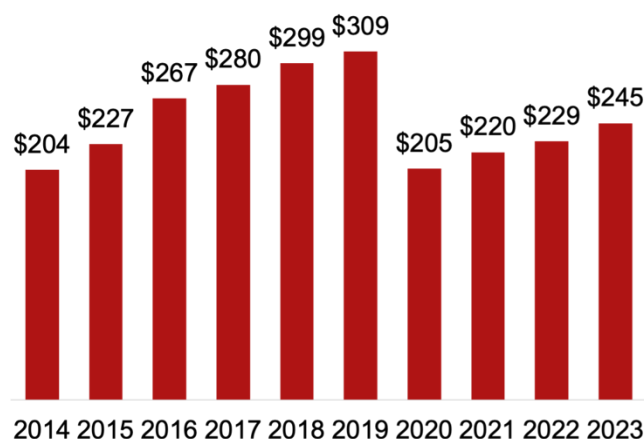
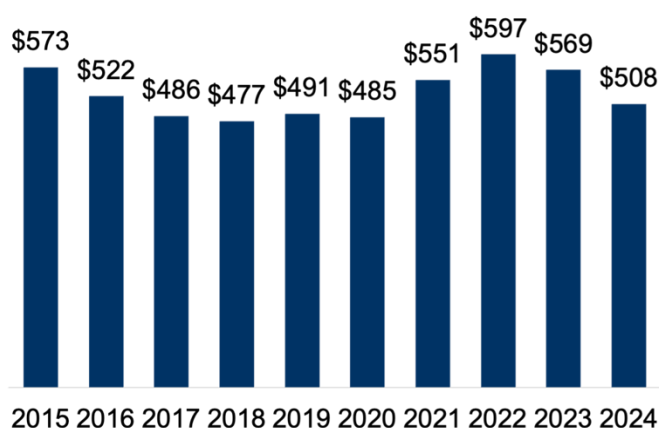
(\$ million)

Change (2023-2024): **-11%**

Services

(\$ million)

Growth (2022-2023): **7%**



8% of CA-51 global goods exports went to China in 2024

4% of CA-51 global services exports went to China in 2023

Top Goods Export Markets, 2024

1. Mexico	\$1.0 billion
2. Canada	\$576 million
3. Japan	\$526 million
4. China	\$508 million
5. Netherlands	\$340 million

Top Goods Exports to China, 2024

1. Navigational & meas. instruments	\$111 million
2. Pharmaceuticals & medicines	\$60 million
3. Comm. & serv. industry machinery	\$52 million
4. Medical equipment & supplies	\$37 million
5. Communications equipment	\$36 million

Top Services Export Markets, 2023

1. Ireland	\$896 million
2. Switzerland	\$605 million
3. Singapore	\$444 million
4. Canada	\$429 million
8. China	\$245 million

Top Services Exports to China, 2023

1. Royalties from industrial processes	\$66 million
2. Education	\$52 million
3. Personal travel & tourism	\$26 million
4. Computer software services	\$16 million
5. Business mgmt. & consulting	\$12 million

California's 52nd District Exports to China

California's 52nd District goods and services exports to China supported **860** American jobs in 2023.

Goods

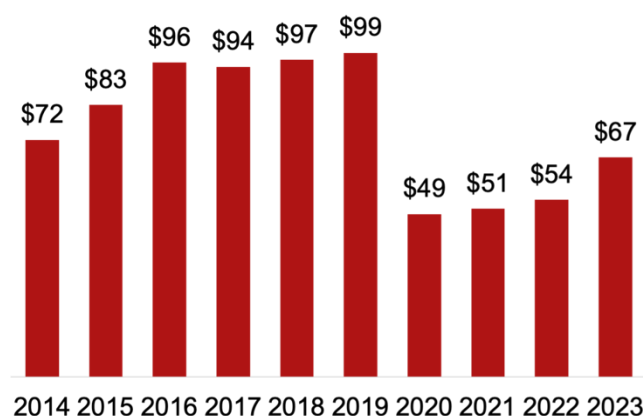
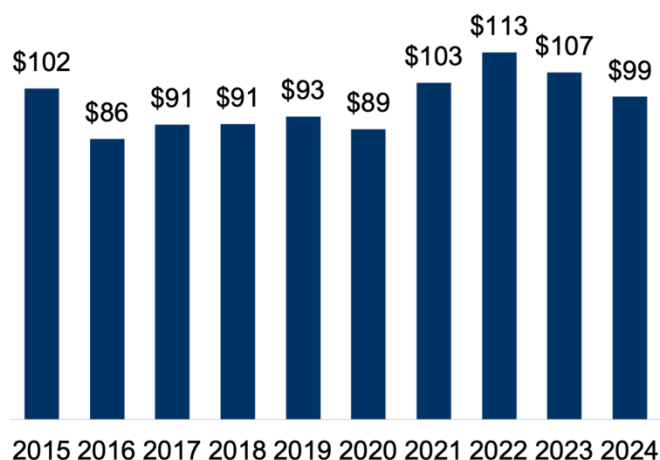
(\$ million)

Change (2023-2024): **-7%**

Services

(\$ million)

Growth (2022-2023): **24%**



8% of CA-52 global goods exports went to China in 2024

4% of CA-52 global services exports went to China in 2023

Top Goods Export Markets, 2024

1. Mexico	\$281 million
2. Canada	\$118 million
3. China	\$99 million
4. Japan	\$75 million
5. Korea	\$60 million

Top Goods Exports to China, 2024

1. Scrap products	\$13 million
2. Navigational & meas. instruments	\$10 million
3. Comm. & serv. industry machinery	\$9.9 million
4. Medical equipment & supplies	\$9.8 million
5. Engines & turbines	\$8.8 million

Top Services Export Markets, 2023

1. Ireland	\$154 million
2. Canada	\$152 million
3. United Kingdom	\$120 million
4. Mexico	\$111 million
8. China	\$67 million

Top Services Exports to China, 2023

1. Personal travel & tourism	\$17 million
2. Royalties from industrial processes	\$13 million
3. Misc. freight & port services	\$6.4 million
4. Business travel	\$5.6 million
5. Misc. business, prof. & tech. services	\$4.2 million