



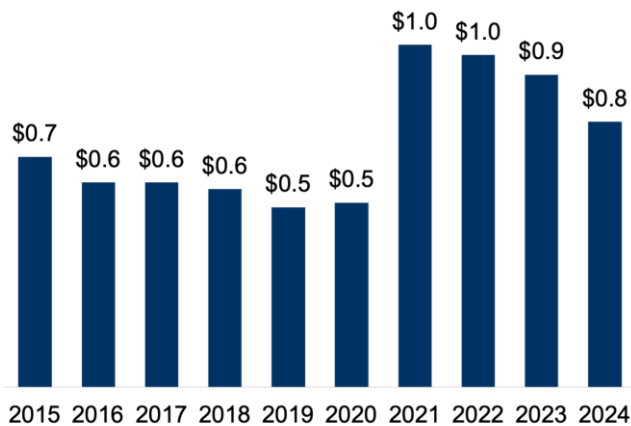
Colorado's Exports to China

Colorado's goods and services exports to China supported **9,810** American jobs in 2023.

Goods

(\$ billion)

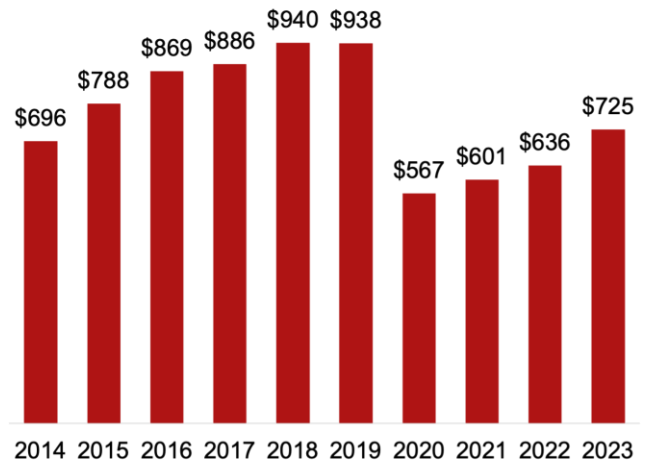
Change (2023-2024): **-15%**



Services

(\$ million)

Growth (2022-2023): **14%**



8% of Colorado's global goods exports went to China in 2024

4% of Colorado's global services exports went to China in 2023

Top Goods Export Markets, 2024

1. Mexico	\$1.7 billion
2. Canada	\$1.6 billion
3. China	\$783 million
4. Korea	\$638 million
5. Malaysia	\$545 million

Top Goods Exports to China, 2024

1. Meat products	\$233 million
2. Navigational & meas. instruments	\$105 million
3. Semiconductors & components	\$47 million
4. Apparel	\$41 million
5. Misc. general purpose machinery	\$38 million

Top Services Export Markets, 2023

1. Ireland	\$1.7 billion
2. Canada	\$1.6 billion
3. United Kingdom	\$1.4 billion
4. Mexico	\$983 million
9. China	\$725 million

Top Services Exports to China, 2023

1. Education	\$130 million
2. Personal travel & tourism	\$103 million
3. Software distribution royalties	\$60 million
4. Computer software services	\$58 million
5. Misc. personal & recreational	\$45 million

Colorado's 1st District Exports to China

Colorado's 1st District goods and services exports to China supported **1,530** American jobs in 2023.

Goods

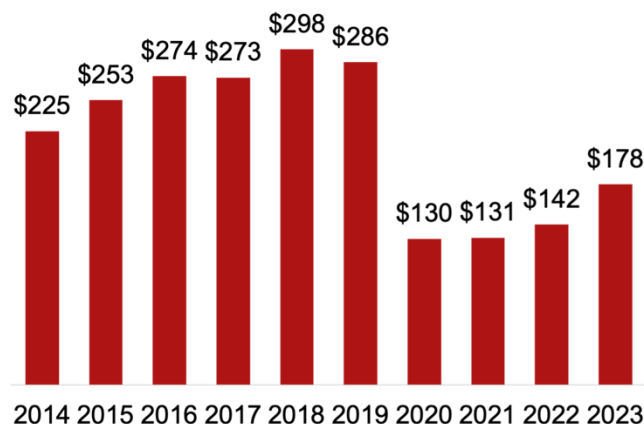
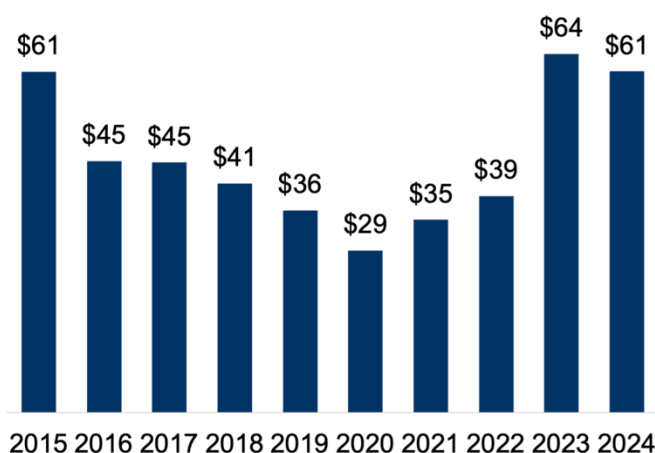
(\$ million)

Change (2023-2024): **-5%**

Services

(\$ million)

Growth (2022-2023): **25%**



10% of CO-1 global goods exports went to China in 2024

3% of CO-1 global services exports went to China in 2023

Top Goods Export Markets, 2024

1. Mexico	\$116 million
2. Canada	\$111 million
3. China	\$61 million
4. Japan	\$31 million
5. Korea	\$27 million

Top Goods Exports to China, 2024

1. Apparel	\$11 million
2. Misc. general purpose machinery	\$10 million
3. Electric lighting equipment	\$10 million
4. Scrap products	\$8.0 million
5. Printed matter & related products	\$6.2 million

Top Services Export Markets, 2023

1. Canada	\$469 million
2. United Kingdom	\$454 million
3. Ireland	\$424 million
4. Mexico	\$299 million
9. China	\$178 million

Top Services Exports to China, 2023

1. Education	\$33 million
2. Passenger fares	\$32 million
3. Personal travel & tourism	\$19 million
4. Software distribution royalties	\$16 million
5. Computer software services	\$15 million

Colorado's 2nd District Exports to China

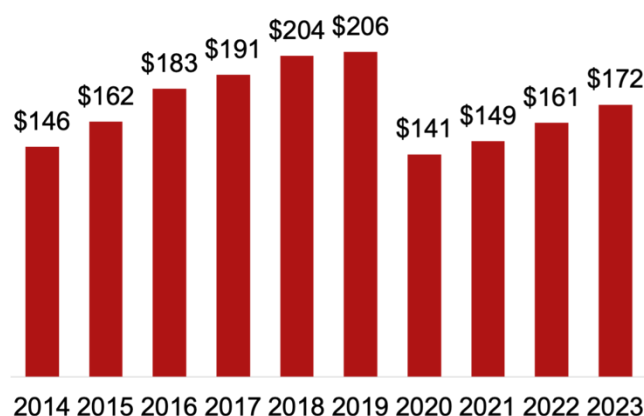
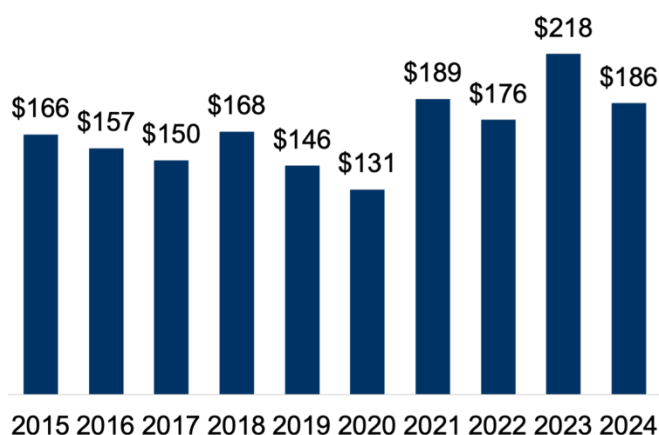
Colorado's 2nd District goods and services exports to China supported **2,410** American jobs in 2023.

Goods (\$ million)

Change (2023-2024): **-14%**

Services (\$ million)

Growth (2022-2023): **7%**



8% of CO-2 global goods exports went to China in 2024

6% of CO-2 global services exports went to China in 2023

Top Goods Export Markets, 2024

1. Canada	\$375 million
2. Mexico	\$239 million
3. China	\$186 million
4. Malaysia	\$150 million
5. Netherlands	\$113 million

Top Goods Exports to China, 2024

1. Navigational & meas. instruments	\$71 million
2. Apparel	\$22 million
3. Meat products	\$12 million
4. Semiconductors & components	\$11 million
5. Electrical equipment & components	\$7.8 million

Top Services Export Markets, 2023

1. Ireland	\$407 million
2. Canada	\$239 million
3. Switzerland	\$199 million
4. United Kingdom	\$187 million
6. China	\$172 million

Top Services Exports to China, 2023

1. Education	\$70 million
2. Software distribution royalties	\$17 million
3. Personal travel & tourism	\$16 million
4. Misc. personal & recreational	\$14 million
5. Royalties from industrial processes	\$13 million

Colorado's 3rd District Exports to China

Colorado's 3rd District goods and services exports to China supported **820** American jobs in 2023.

Goods

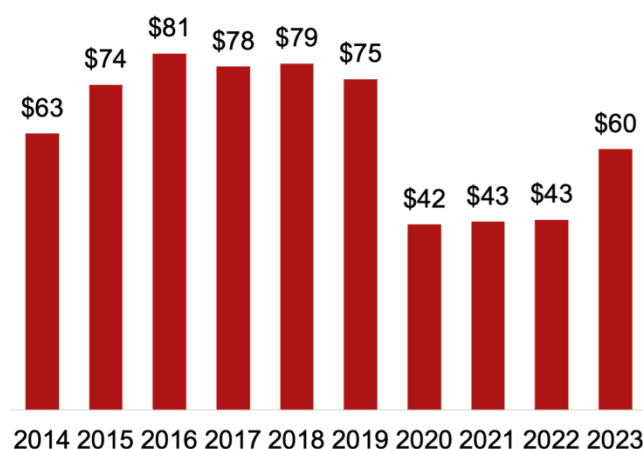
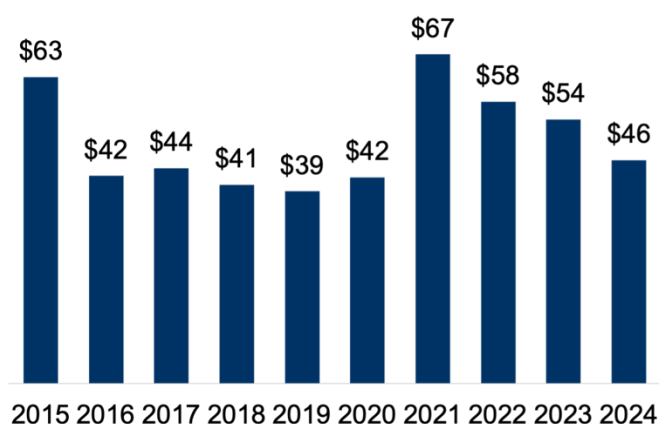
(\$ million)

Change (2023-2024): **-15%**

Services

(\$ million)

Growth (2022-2023): **37%**



7% of CO-3 global goods exports went to China in 2024

5% of CO-3 global services exports went to China in 2023

Top Goods Export Markets, 2024

1. Canada	\$151 million
2. Mexico	\$111 million
3. China	\$46 million
4. Korea	\$32 million
5. Japan	\$31 million

Top Goods Exports to China, 2024

1. Misc. general purpose machinery	\$6.5 million
2. Meat products	\$6.0 million
3. Misc. fabricated metal products	\$5.2 million
4. Oilseeds & grains	\$5.1 million
5. Industrial machinery	\$3.6 million

Top Services Export Markets, 2023

1. Canada	\$133 million
2. Mexico	\$101 million
3. United Kingdom	\$93 million
4. China	\$60 million
5. India	\$55 million

Top Services Exports to China, 2023

1. Personal travel & tourism	\$18 million
2. Misc. personal & recreational	\$13 million
3. Business travel	\$6.2 million
4. Education	\$3.6 million
5. Misc. business, prof. & tech. services	\$3.3 million

Colorado's 4th District Exports to China

Colorado's 4th District goods and services exports to China supported **1,600** American jobs in 2023.

Goods

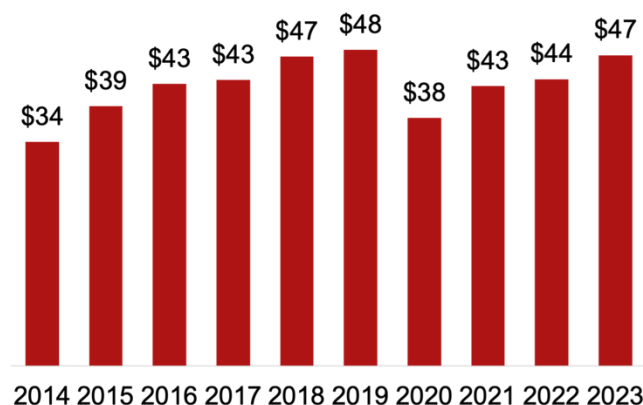
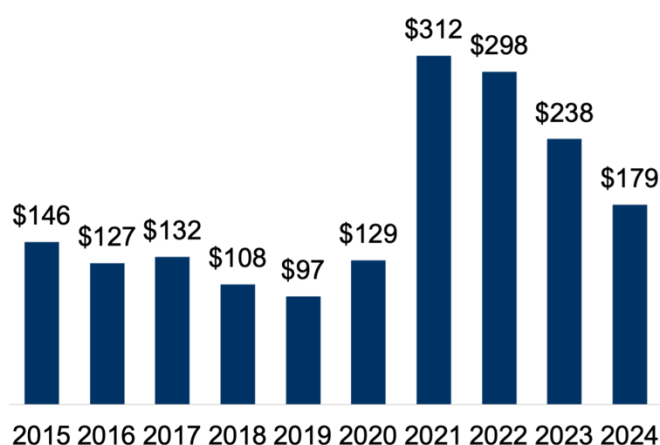
(\$ million)

Change (2023-2024): **-25%**

Services

(\$ million)

Growth (2022-2023): **8%**



9% of CO-4 global goods exports went to China in 2024

4% of CO-4 global services exports went to China in 2023

Top Goods Export Markets, 2024

1. Mexico	\$450 million
2. Canada	\$321 million
3. Korea	\$230 million
4. China	\$179 million
5. Japan	\$166 million

Top Goods Exports to China, 2024

1. Meat products	\$115 million
2. Oilseeds & grains	\$24 million
3. Misc. chemical preparations	\$8.8 million
4. Semiconductors & components	\$4.6 million
5. Dairy products	\$3.3 million

Top Services Export Markets, 2023

1. Canada	\$119 million
2. United Kingdom	\$112 million
3. Ireland	\$106 million
4. Mexico	\$69 million
8. China	\$47 million

Top Services Exports to China, 2023

1. Personal travel & tourism	\$7.6 million
2. Misc. personal & recreational	\$6.0 million
3. Computer software services	\$5.6 million
4. Credit-related services	\$4.0 million
5. Business mgmt. & consulting	\$3.5 million

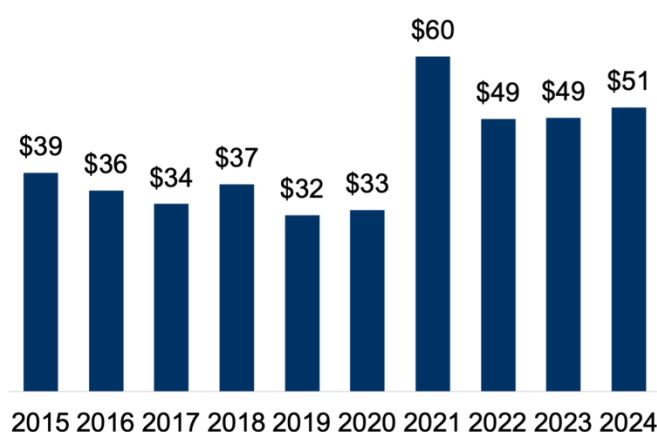
Colorado's 5th District Exports to China

Colorado's 5th District goods and services exports to China supported **740** American jobs in 2023.

Goods

(\$ million)

Growth (2023-2024): **4%**

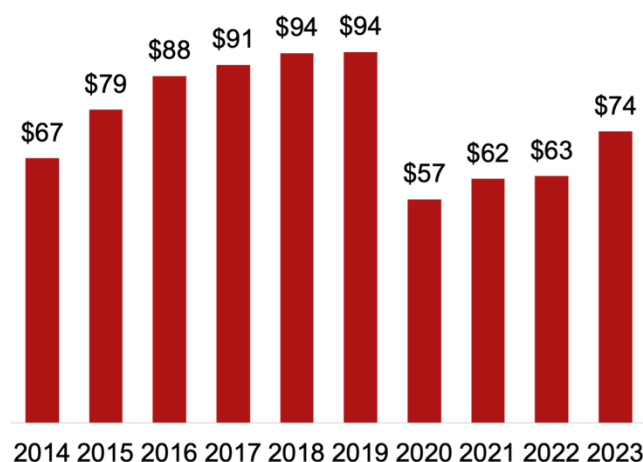


6% of CO-5 global goods exports went to China in 2024

Services

(\$ million)

Growth (2022-2023): **18%**



4% of CO-5 global services exports went to China in 2023

Top Goods Export Markets, 2024

1. Malaysia	\$181 million
2. Mexico	\$94 million
3. Philippines	\$64 million
4. Taiwan	\$62 million
6. China	\$51 million

Top Goods Exports to China, 2024

1. Semiconductors & components	\$22 million
2. Navigational & meas. instruments	\$11 million
3. Medical equipment & supplies	\$3.7 million
4. Misc. fabricated metal products	\$2.8 million
5. Comm. & serv. industry machinery	\$2.0 million

Top Services Export Markets, 2023

1. Ireland	\$185 million
2. Canada	\$178 million
3. United Kingdom	\$145 million
4. Mexico	\$119 million
9. China	\$74 million

Top Services Exports to China, 2023

1. Personal travel & tourism	\$17 million
2. Computer software services	\$8.2 million
3. Software distribution royalties	\$7.2 million
4. Education	\$6.2 million
5. Business travel	\$5.6 million

Colorado's 6th District Exports to China

Colorado's 6th District goods and services exports to China supported **670** American jobs in 2023.

Goods

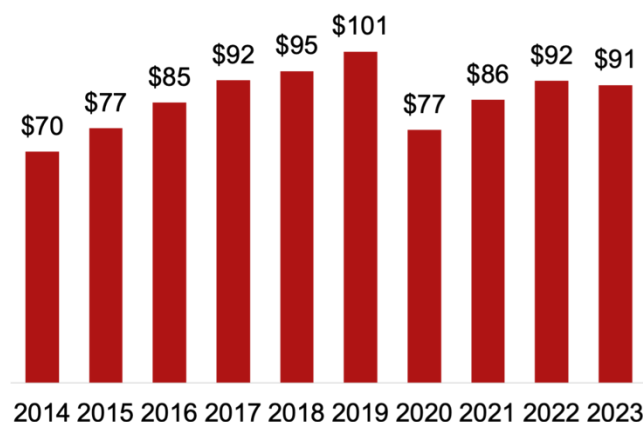
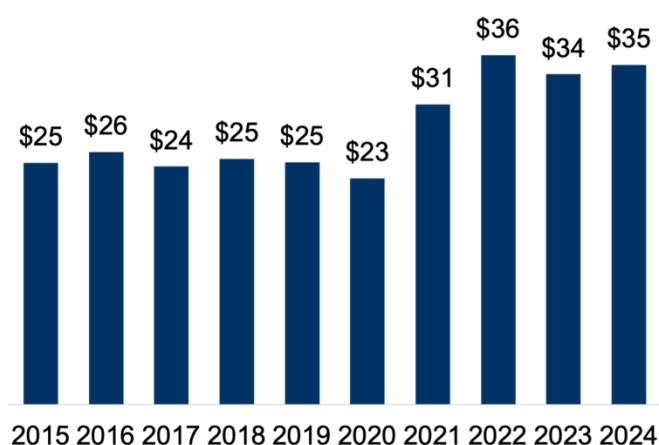
(\$ million)

Growth (2023-2024): **3%**

Services

(\$ million)

Change (2022-2023): **-1%**



7% of CO-6 global goods exports went to China in 2024

4% of CO-6 global services exports went to China in 2023

Top Goods Export Markets, 2024

1. Mexico	\$74 million
2. Canada	\$69 million
3. China	\$35 million
4. Germany	\$31 million
5. Malaysia	\$28 million

Top Goods Exports to China, 2024

1. Scrap products	\$4.6 million
2. Aerospace products & parts	\$4.3 million
3. Misc. fabricated metal products	\$4.1 million
4. Clay & refractory products	\$3.5 million
5. Apparel	\$2.5 million

Top Services Export Markets, 2023

1. Ireland	\$271 million
2. Canada	\$235 million
3. United Kingdom	\$210 million
4. Switzerland	\$142 million
10. China	\$91 million

Top Services Exports to China, 2023

1. Computer software services	\$11 million
2. Credit-related services	\$11 million
3. Royalties from industrial processes	\$9.7 million
4. Software distribution royalties	\$9.1 million
5. Personal travel & tourism	\$7.4 million

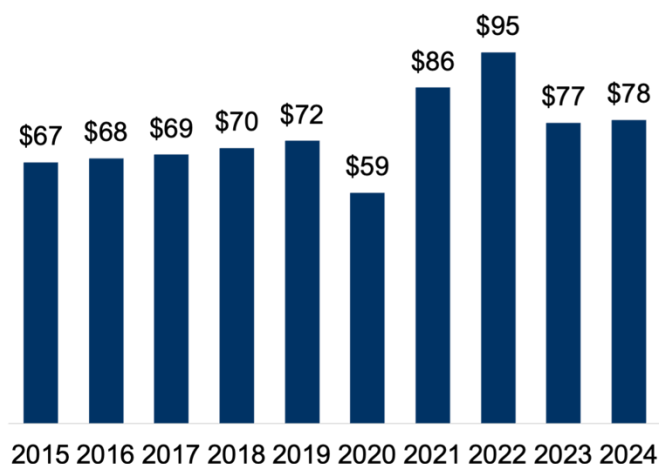
Colorado's 7th District Exports to China

Colorado's 7th District goods and services exports to China supported **850** American jobs in 2023.

Goods

(\$ million)

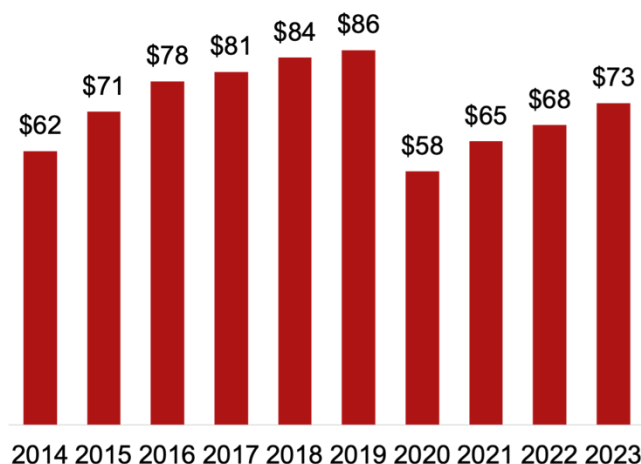
Growth (2023-2024): **1%**



Services

(\$ million)

Growth (2022-2023): **7%**



6% of CO-7 global goods exports went to China in 2024

4% of CO-7 global services exports went to China in 2023

Top Goods Export Markets, 2024

1. Mexico	\$228 million
2. Canada	\$168 million
3. China	\$78 million
4. Switzerland	\$71 million
5. Malaysia	\$64 million

Top Goods Exports to China, 2024

1. Navigational & meas. instruments	\$14 million
2. Aerospace products & parts	\$13 million
3. Misc. general purpose machinery	\$10 million
4. Medical equipment & supplies	\$7.9 million
5. Clay & refractory products	\$6.7 million

Top Services Export Markets, 2023

1. Ireland	\$233 million
2. Canada	\$174 million
3. United Kingdom	\$138 million
4. Switzerland	\$123 million
9. China	\$73 million

Top Services Exports to China, 2023

1. Education	\$11 million
2. Personal travel & tourism	\$11 million
3. Software distribution royalties	\$7.3 million
4. Computer software services	\$6.6 million
5. Royalties from industrial processes	\$6.1 million

Colorado's 8th District Exports to China

Colorado's 8th District goods and services exports to China supported **1,200** American jobs in 2023.

Goods

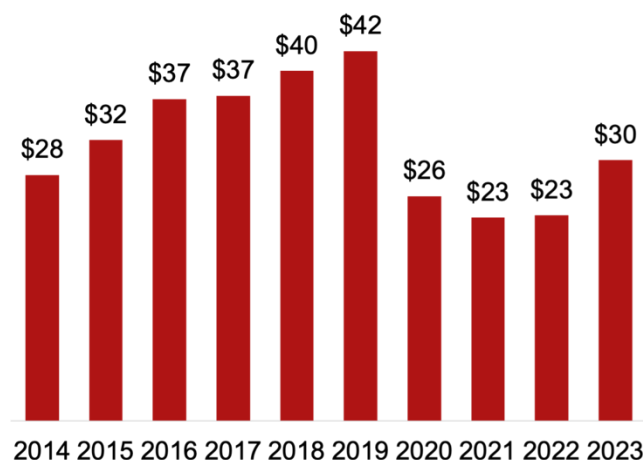
(\$ million)

Change (2023-2024): **-22%**

Services

(\$ million)

Growth (2022-2023): **27%**



7% of CO-8 global goods exports went to China in 2024

5% of CO-8 global services exports went to China in 2023

Top Goods Export Markets, 2024

1. Mexico	\$420 million
2. Canada	\$370 million
3. Switzerland	\$242 million
4. Korea	\$191 million
5. China	\$147 million

Top Goods Exports to China, 2024

1. Meat products	\$98 million
2. Misc. fabricated metal products	\$6.6 million
3. Misc. chemical preparations	\$6.1 million
4. Comm. & serv. industry machinery	\$3.7 million
5. Oilseeds & grains	\$3.4 million

Top Services Export Markets, 2023

1. Canada	\$65 million
2. Mexico	\$46 million
3. United Kingdom	\$45 million
4. Ireland	\$34 million
5. China	\$30 million

Top Services Exports to China, 2023

1. Personal travel & tourism	\$7.3 million
2. Royalties from industrial processes	\$3.4 million
3. Misc. business, prof. & tech. services	\$3.3 million
4. Education	\$2.7 million
5. Business travel	\$2.4 million