



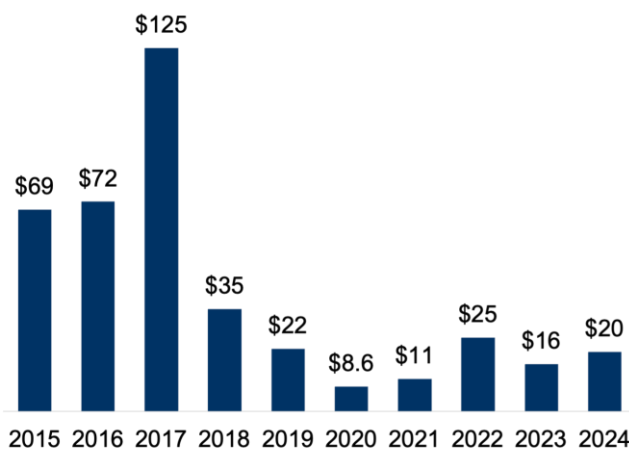
# Hawaii's Exports to China

Hawaii's goods and services exports to China supported **1,450** American jobs in 2023.

## Goods

(\$ million)

Growth (2023-2024): 25%

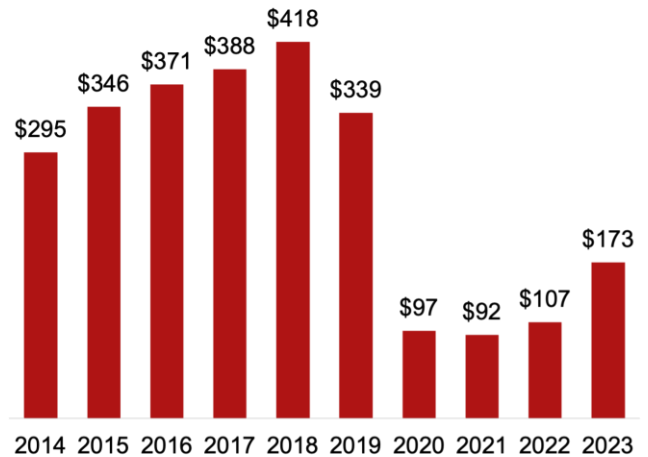


**5%** of Hawaii's global goods exports went to China in 2024

## Services

(\$ million)

Growth (2022-2023): 62%



**5%** of Hawaii's global services exports went to China in 2023

### Top Goods Export Markets, 2024

1. Japan	\$67 million
2. New Zealand	\$58 million
3. Korea	\$53 million
4. India	\$46 million
6. China	\$20 million

### Top Goods Exports to China, 2024

1. Fruits & tree nuts	\$12 million
2. Scrap products	\$7.0 million
3. Marine products	\$741,000
4. Navigational & meas. instruments	\$159,000
5. Misc. manufactured commodities	\$156,000

### Top Services Export Markets, 2023

1. Canada	\$372 million
2. Mexico	\$316 million
3. United Kingdom	\$307 million
4. Australia	\$194 million
6. China	\$173 million

### Top Services Exports to China, 2023

1. Personal travel & tourism	\$52 million
2. Education	\$48 million
3. Business travel	\$17 million
4. Passenger fares	\$16 million
5. Misc. personal & recreational	\$7.6 million

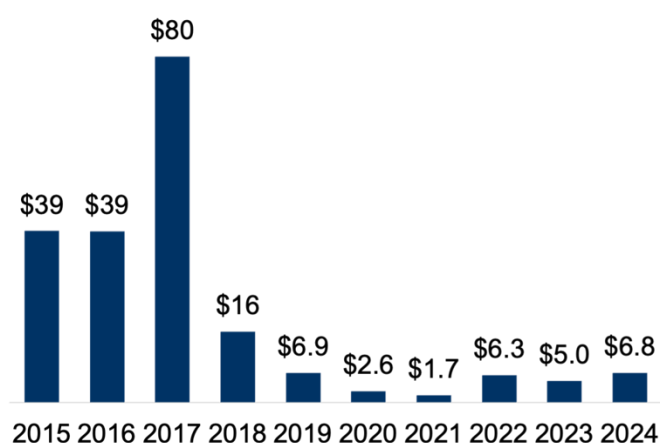
# Hawaii's 1<sup>st</sup> District Exports to China

Hawaii's 1<sup>st</sup> District goods and services exports to China supported **840** American jobs in 2023.

## Goods

(\$ million)

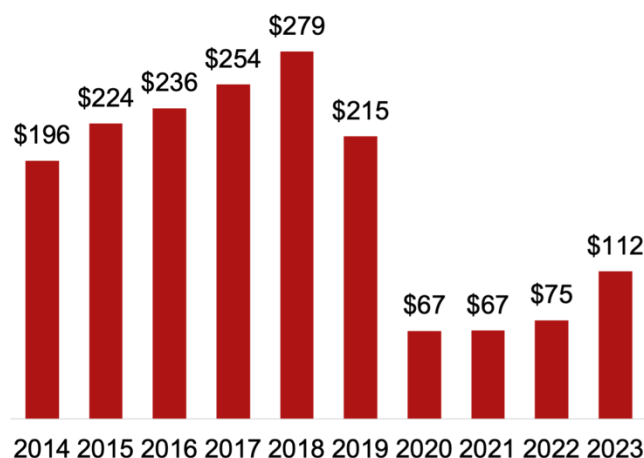
Growth (2023-2024): **36%**



## Services

(\$ million)

Growth (2022-2023): **50%**



**3% of HI-1 global goods exports went to China in 2024**

**5% of HI-1 global services exports went to China in 2023**

### Top Goods Export Markets, 2024

1. Japan	\$47 million
2. India	\$36 million
3. Korea	\$35 million
4. New Zealand	\$29 million
14. China	\$6.8 million

### Top Goods Exports to China, 2024

1. Scrap products	\$5.6 million
2. Marine products	\$604,000
3. Navigational & meas. instruments	\$143,000
4. Misc. manufactured commodities	\$126,000
5. Medical equipment & supplies	\$95,000

### Top Services Export Markets, 2023

1. Canada	\$220 million
2. United Kingdom	\$212 million
3. Mexico	\$186 million
4. Australia	\$141 million
6. China	\$112 million

### Top Services Exports to China, 2023

1. Education	\$37 million
2. Personal travel & tourism	\$25 million
3. Passenger fares	\$14 million
4. Business travel	\$8.1 million
5. Misc. personal & recreational	\$4.4 million

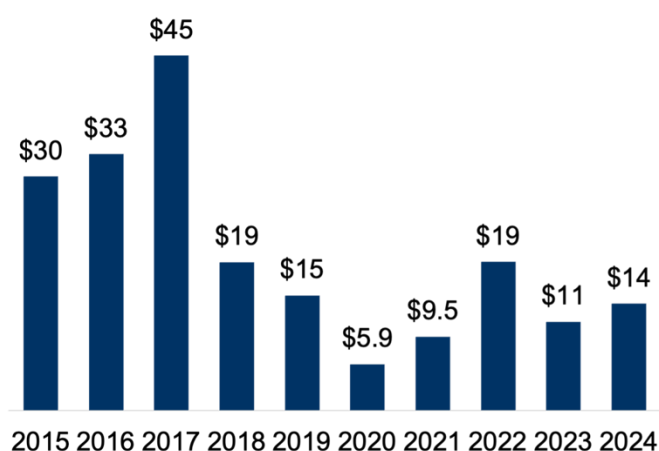
# Hawaii's 2<sup>nd</sup> District Exports to China

Hawaii's 2<sup>nd</sup> District goods and services exports to China supported **600** American jobs in 2023.

## Goods

(\$ million)

Growth (2023-2024): 20%

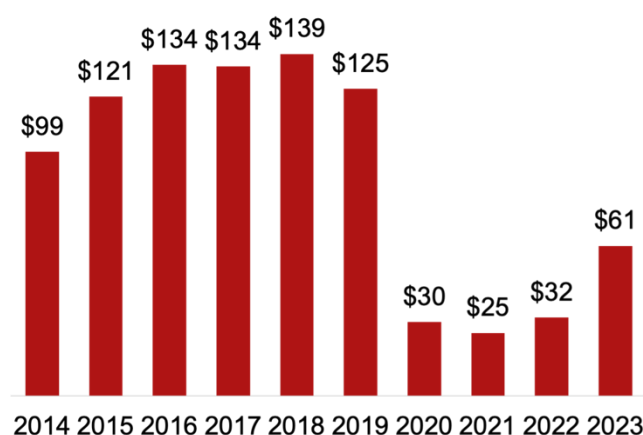


**8% of HI-2 global goods exports went to China in 2024**

## Services

(\$ million)

Growth (2022-2023): 92%



**5% of HI-2 global services exports went to China in 2023**

### Top Goods Export Markets, 2024

1. New Zealand	\$29 million
2. Japan	\$20 million
3. Korea	\$17 million
4. China	\$14 million
5. Canada	\$13 million

### Top Goods Exports to China, 2024

1. Fruits & tree nuts	\$12 million
2. Scrap products	\$1.4 million
3. Marine products	\$137,000
4. Aluminum	\$63,000
5. Electrical equipment & components	\$31,000

### Top Services Export Markets, 2023

1. Canada	\$152 million
2. Mexico	\$130 million
3. United Kingdom	\$95 million
4. India	\$65 million
5. China	\$61 million

### Top Services Exports to China, 2023

1. Personal travel & tourism	\$27 million
2. Education	\$11 million
3. Business travel	\$9.2 million
4. Misc. personal & recreational	\$3.2 million
5. Passenger fares	\$2.4 million