

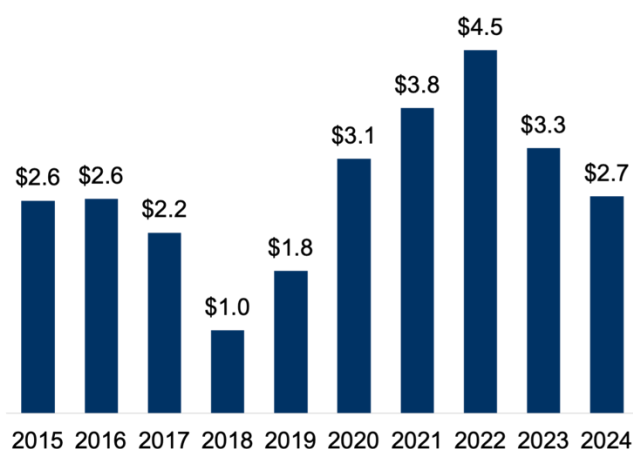
Iowa's Exports to China

Iowa's goods and services exports to China supported **21,010** American jobs in 2023.

Goods

(\$ billion)

Change (2023-2024): **-18%**

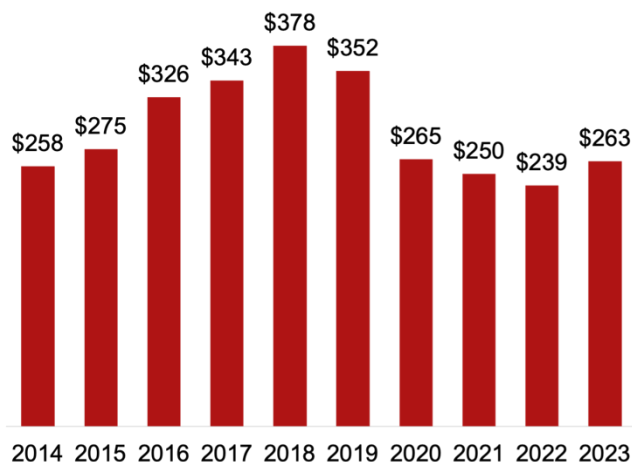


13% of Iowa's global goods exports went to China in 2024

Services

(\$ million)

Growth (2022-2023): **10%**



5% of Iowa's global services exports went to China in 2023

Top Goods Export Markets, 2024

| | |
|------------|---------------|
| 1. Canada | \$5.0 billion |
| 2. Mexico | \$3.3 billion |
| 3. China | \$2.7 billion |
| 4. Japan | \$1.5 billion |
| 5. Germany | \$797 million |

Top Goods Exports to China, 2024

| | |
|---------------------------------|---------------|
| 1. Oilseeds & grains | \$1.8 billion |
| 2. Meat products | \$320 million |
| 3. Pharmaceuticals & medicines | \$66 million |
| 4. Basic chemicals | \$61 million |
| 5. Ag. & construction machinery | \$45 million |

Top Services Export Markets, 2023

| | |
|-------------------|---------------|
| 1. United Kingdom | \$581 million |
| 2. Canada | \$403 million |
| 3. Ireland | \$358 million |
| 4. Switzerland | \$277 million |
| 6. China | \$263 million |

Top Services Exports to China, 2023

| | |
|--|--------------|
| 1. Education | \$90 million |
| 2. Royalties from industrial processes | \$43 million |
| 3. Misc. financial services | \$21 million |
| 4. Credit-related services | \$17 million |
| 5. Personal travel & tourism | \$16 million |

Iowa's 1st District Exports to China

Iowa's 1st District goods and services exports to China supported **4,040** American jobs in 2023.

Goods

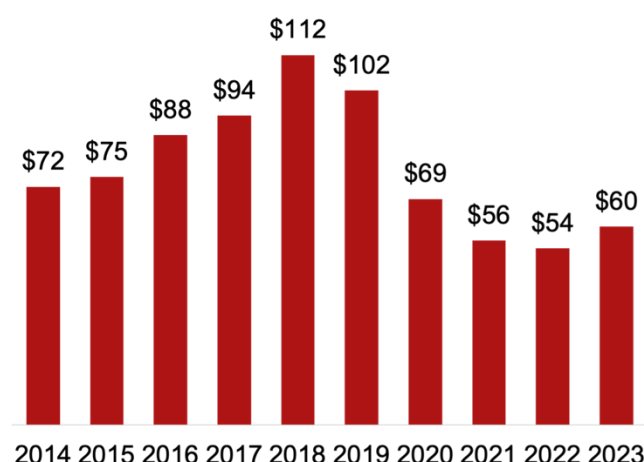
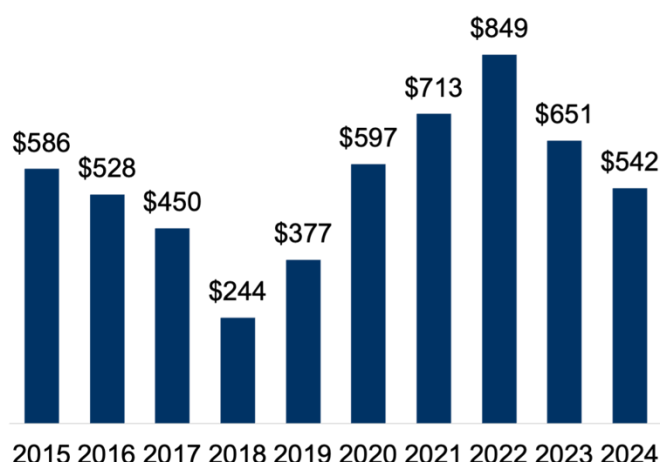
(\$ million)

Change (2023-2024): **-17%**

Services

(\$ million)

Growth (2022-2023): **12%**



10% of IA-1 global goods exports went to China in 2024

7% of IA-1 global services exports went to China in 2023

Top Goods Export Markets, 2024

| | |
|-----------|---------------|
| 1. Canada | \$1.7 billion |
| 2. Mexico | \$790 million |
| 3. China | \$542 million |
| 4. Japan | \$316 million |
| 5. Brazil | \$315 million |

Top Goods Exports to China, 2024

| | |
|--------------------------------|---------------|
| 1. Oilseeds & grains | \$306 million |
| 2. Meat products | \$47 million |
| 3. Pharmaceuticals & medicines | \$23 million |
| 4. Basic chemicals | \$21 million |
| 5. Pesticides & fertilizers | \$16 million |

Top Services Export Markets, 2023

| | |
|-------------------|--------------|
| 1. Ireland | \$87 million |
| 2. Switzerland | \$73 million |
| 3. China | \$60 million |
| 4. Canada | \$60 million |
| 5. United Kingdom | \$59 million |

Top Services Exports to China, 2023

| | |
|--|---------------|
| 1. Education | \$27 million |
| 2. Royalties from industrial processes | \$14 million |
| 3. Personal travel & tourism | \$4.5 million |
| 4. Equip. installation & maintenance | \$3.1 million |
| 5. Trademark royalties | \$2.4 million |

Iowa's 2nd District Exports to China

Iowa's 2nd District goods and services exports to China supported **5,590** American jobs in 2023.

Goods

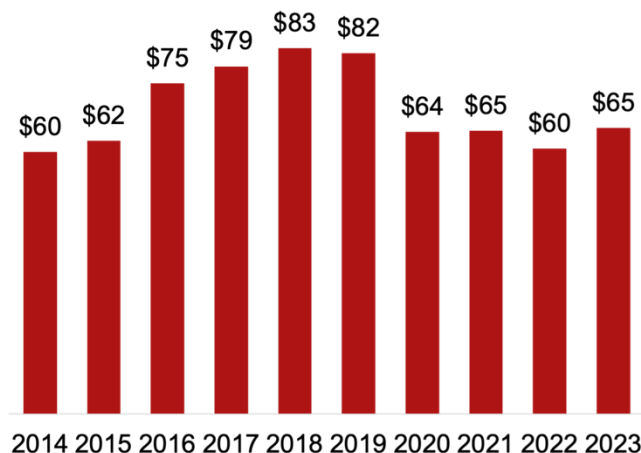
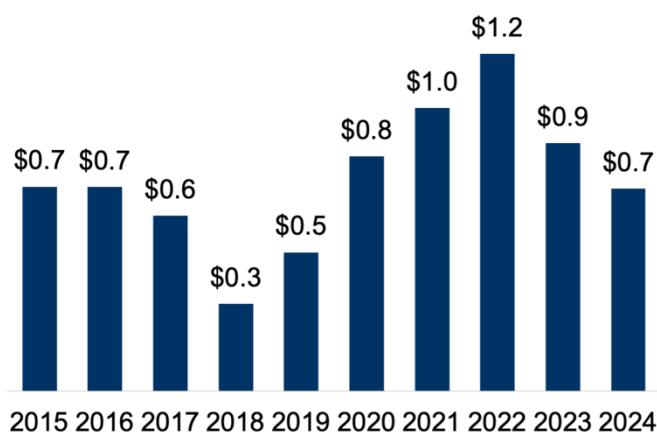
(\$ billion)

Change (2023-2024): **-18%**

Services

(\$ million)

Growth (2022-2023): **8%**



12% of IA-2 global goods exports went to China in 2024

5% of IA-2 global services exports went to China in 2023

Top Goods Export Markets, 2024

| | |
|------------|---------------|
| 1. Canada | \$1.5 billion |
| 2. Mexico | \$1.1 billion |
| 3. China | \$721 million |
| 4. Japan | \$363 million |
| 5. Germany | \$279 million |

Top Goods Exports to China, 2024

| | |
|-------------------------------------|---------------|
| 1. Oilseeds & grains | \$478 million |
| 2. Meat products | \$61 million |
| 3. Basic chemicals | \$20 million |
| 4. Ag. & construction machinery | \$18 million |
| 5. Navigational & meas. instruments | \$18 million |

Top Services Export Markets, 2023

| | |
|-------------------|---------------|
| 1. United Kingdom | \$125 million |
| 2. Ireland | \$106 million |
| 3. Canada | \$90 million |
| 4. Switzerland | \$86 million |
| 6. China | \$65 million |

Top Services Exports to China, 2023

| | |
|--|---------------|
| 1. Education | \$21 million |
| 2. Royalties from industrial processes | \$15 million |
| 3. Credit-related services | \$4.2 million |
| 4. Personal travel & tourism | \$3.6 million |
| 5. Insurance services | \$3.4 million |

Iowa's 3rd District Exports to China

Iowa's 3rd District goods and services exports to China supported **3,030** American jobs in 2023.

Goods

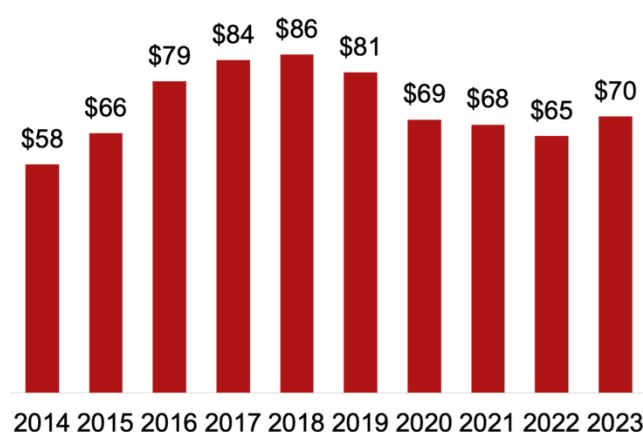
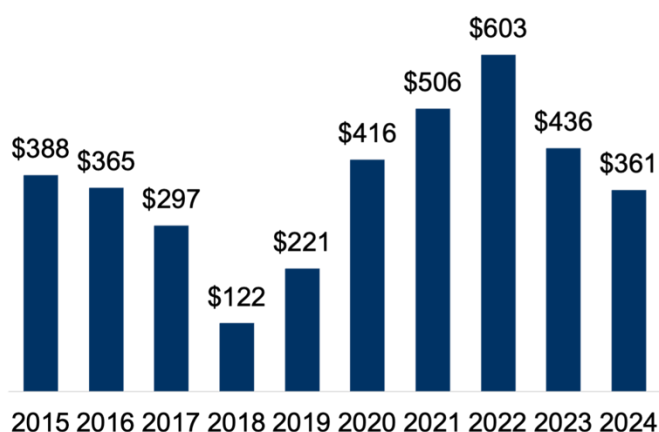
(\$ million)

Change (2023-2024): **-17%**

Services

(\$ million)

Growth (2022-2023): **8%**



15% of IA-3 global goods exports went to China in 2024

3% of IA-3 global services exports went to China in 2023

Top Goods Export Markets, 2024

| | |
|------------|---------------|
| 1. Canada | \$518 million |
| 2. Mexico | \$411 million |
| 3. China | \$361 million |
| 4. Japan | \$195 million |
| 5. Germany | \$103 million |

Top Goods Exports to China, 2024

| | |
|-------------------------------------|---------------|
| 1. Oilseeds & grains | \$249 million |
| 2. Meat products | \$46 million |
| 3. Aerospace products & parts | \$9.3 million |
| 4. Medical equipment & supplies | \$5.0 million |
| 5. Bolts, nuts & misc. turned prods | \$4.3 million |

Top Services Export Markets, 2023

| | |
|-------------------|---------------|
| 1. United Kingdom | \$335 million |
| 2. Canada | \$195 million |
| 3. Japan | \$140 million |
| 4. Bermuda | \$118 million |
| 10. China | \$70 million |

Top Services Exports to China, 2023

| | |
|----------------------------------|---------------|
| 1. Misc. financial services | \$14 million |
| 2. Credit-related services | \$12 million |
| 3. Insurance services | \$9.5 million |
| 4. Education | \$5.9 million |
| 5. Misc. personal & recreational | \$4.5 million |

Iowa's 4th District Exports to China

Iowa's 4th District goods and services exports to China supported **8,370** American jobs in 2023.

Goods

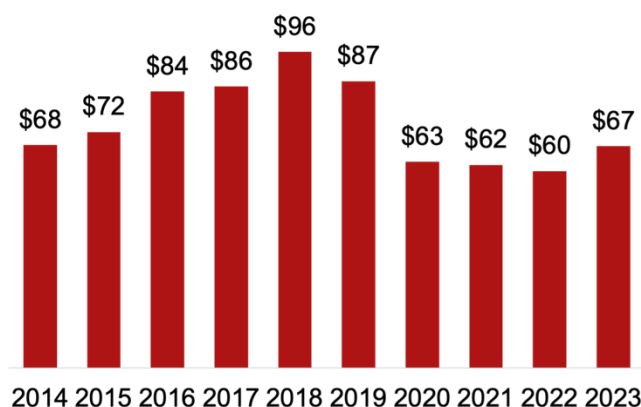
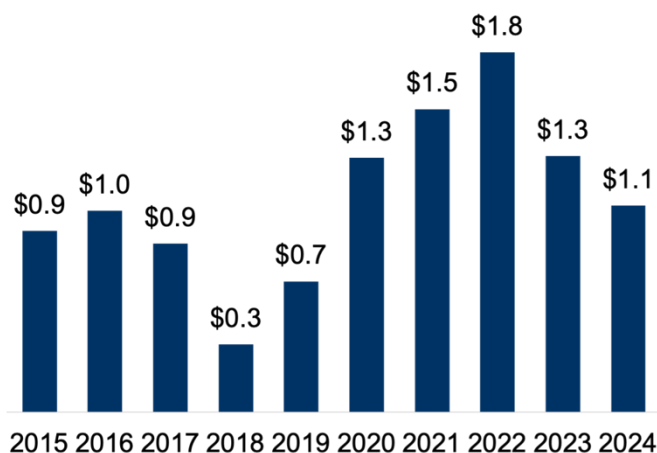
(\$ billion)

Change (2023-2024): **-19%**

Services

(\$ million)

Growth (2022-2023): **13%**



17% of IA-4 global goods exports went to China in 2024

8% of IA-4 global services exports went to China in 2023

Top Goods Export Markets, 2024

| | |
|-----------|---------------|
| 1. Canada | \$1.3 billion |
| 2. China | \$1.1 billion |
| 3. Mexico | \$962 million |
| 4. Japan | \$601 million |
| 5. Korea | \$237 million |

Top Goods Exports to China, 2024

| | |
|--------------------------------|---------------|
| 1. Oilseeds & grains | \$751 million |
| 2. Meat products | \$167 million |
| 3. Pharmaceuticals & medicines | \$24 million |
| 4. Basic chemicals | \$17 million |
| 5. Animal foods | \$12 million |

Top Services Export Markets, 2023

| | |
|-------------------|--------------|
| 1. Ireland | \$72 million |
| 2. China | \$67 million |
| 3. United Kingdom | \$62 million |
| 4. Switzerland | \$60 million |
| 5. Canada | \$57 million |

Top Services Exports to China, 2023

| | |
|--|---------------|
| 1. Education | \$36 million |
| 2. Royalties from industrial processes | \$11 million |
| 3. Equip. installation & maintenance | \$4.5 million |
| 4. Personal travel & tourism | \$4.1 million |
| 5. Misc. personal & recreational | \$2.8 million |