



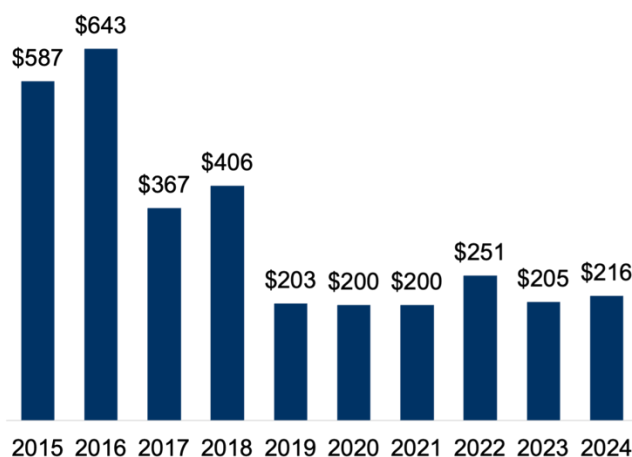
Idaho's Exports to China

Idaho's goods and services exports to China supported **1,850** American jobs in 2023.

Goods

(\$ million)

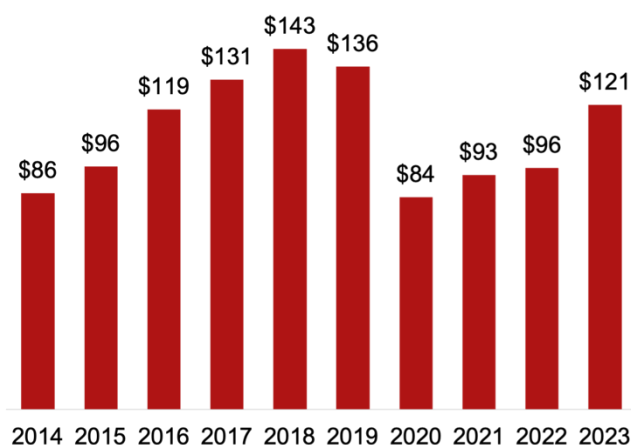
Growth (2023-2024): **5%**



Services

(\$ million)

Growth (2022-2023): **26%**



5% of Idaho's global goods exports went to China in 2024

5% of Idaho's global services exports went to China in 2023

Top Goods Export Markets, 2024

1. Canada	\$1.6 billion
2. Taiwan	\$492 million
3. Mexico	\$322 million
4. Japan	\$245 million
6. China	\$216 million

Top Goods Exports to China, 2024

1. Dairy products	\$48 million
2. Oilseeds & grains	\$37 million
3. Misc. crops	\$36 million
4. Semiconductors & components	\$13 million
5. Meat products	\$10 million

Top Services Export Markets, 2023

1. Canada	\$265 million
2. Ireland	\$202 million
3. United Kingdom	\$190 million
4. Mexico	\$155 million
6. China	\$121 million

Top Services Exports to China, 2023

1. Education	\$25 million
2. Personal travel & tourism	\$22 million
3. Royalties from industrial processes	\$20 million
4. Misc. business, prof. & tech. services	\$7.6 million
5. Business travel	\$7.3 million

Idaho's 1st District Exports to China

Idaho's 1st District goods and services exports to China supported **650** American jobs in 2023.

Goods

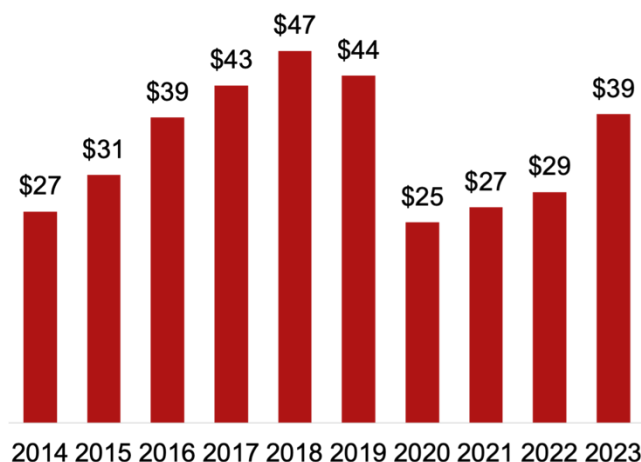
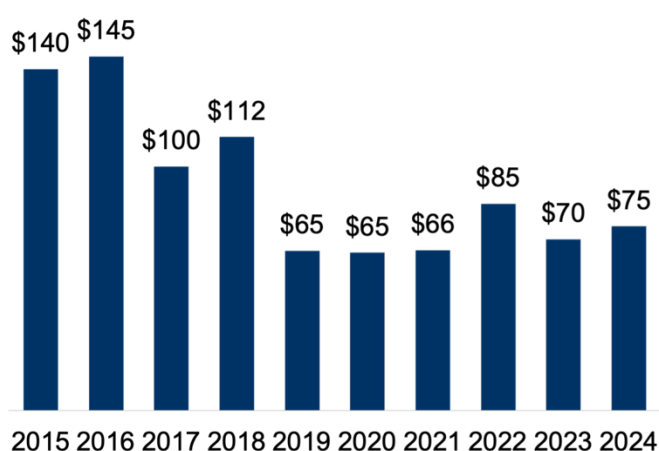
(\$ million)

Growth (2023-2024): **8%**

Services

(\$ million)

Growth (2022-2023): **34%**



4% of ID-1 global goods exports went to China in 2024

5% of ID-1 global services exports went to China in 2023

Top Goods Export Markets, 2024

1. Canada	\$730 million
2. Taiwan	\$151 million
3. Japan	\$101 million
4. Mexico	\$96 million
6. China	\$75 million

Top Goods Exports to China, 2024

1. Misc. crops	\$15 million
2. Dairy products	\$12 million
3. Oilseeds & grains	\$12 million
4. Nonferrous metal products	\$5.0 million
5. Meat products	\$5.0 million

Top Services Export Markets, 2023

1. Canada	\$116 million
2. United Kingdom	\$60 million
3. Mexico	\$54 million
4. Ireland	\$40 million
5. China	\$39 million

Top Services Exports to China, 2023

1. Personal travel & tourism	\$8.9 million
2. Education	\$8.3 million
3. Misc. personal & recreational	\$3.7 million
4. Royalties from industrial processes	\$3.0 million
5. Business travel	\$3.0 million

Idaho's 2nd District Exports to China

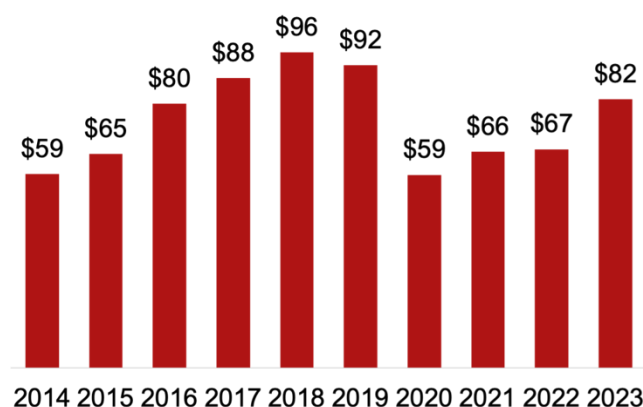
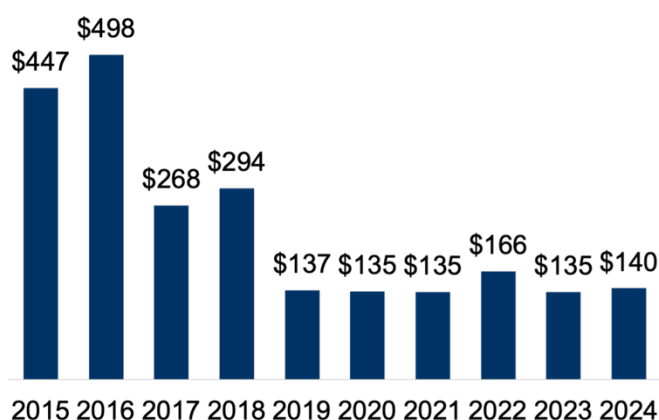
Idaho's 2nd District goods and services exports to China supported **1,200** American jobs in 2023.

Goods (\$ million)

Growth (2023-2024): **4%**

Services (\$ million)

Growth (2022-2023): **23%**



5% of ID-2 global goods exports went to China in 2024

5% of ID-2 global services exports went to China in 2023

Top Goods Export Markets, 2024

1. Canada	\$892 million
2. Taiwan	\$342 million
3. Mexico	\$226 million
4. Singapore	\$147 million
6. China	\$140 million

Top Goods Exports to China, 2024

1. Dairy products	\$35 million
2. Oilseeds & grains	\$25 million
3. Misc. crops	\$21 million
4. Semiconductors & components	\$9.6 million
5. Navigational & meas. instruments	\$7.3 million

Top Services Export Markets, 2023

1. Ireland	\$162 million
2. Canada	\$149 million
3. United Kingdom	\$130 million
4. Switzerland	\$123 million
7. China	\$82 million

Top Services Exports to China, 2023

1. Royalties from industrial processes	\$17 million
2. Education	\$16 million
3. Personal travel & tourism	\$13 million
4. Misc. business, prof. & tech. services	\$5.4 million
5. Business travel	\$4.3 million