



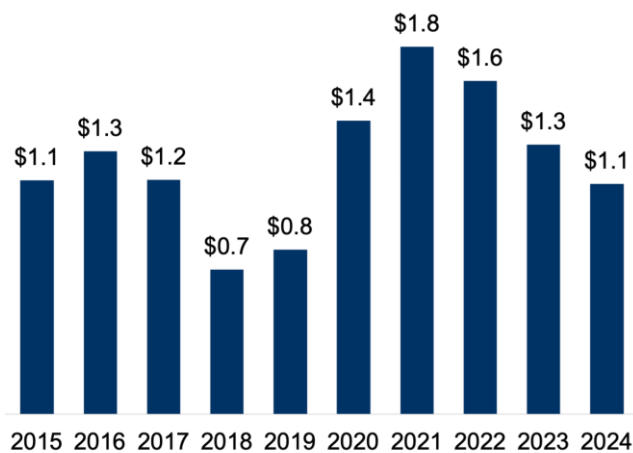
Kansas' Exports to China

Kansas' goods and services exports to China supported **8,720** American jobs in 2023.

Goods

(\$ billion)

Change (2023-2024): **-15%**

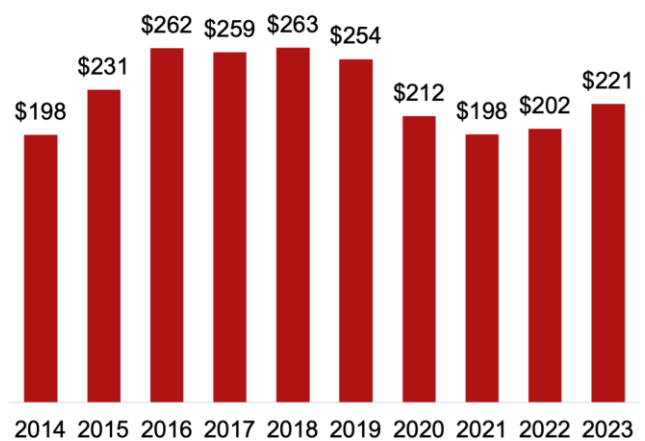


7% of Kansas' global goods exports went to China in 2024

Services

(\$ million)

Growth (2022-2023): **9%**



5% of Kansas' global services exports went to China in 2023

Top Goods Export Markets, 2024

1. Mexico	\$3.2 billion
2. Canada	\$2.6 billion
3. Japan	\$1.2 billion
4. China	\$1.1 billion
5. Korea	\$618 million

Top Goods Exports to China, 2024

1. Oilseeds & grains	\$518 million
2. Meat products	\$229 million
3. Aerospace products & parts	\$88 million
4. Animal foods	\$56 million
5. Aluminum	\$46 million

Top Services Export Markets, 2023

1. Ireland	\$456 million
2. Canada	\$327 million
3. United Kingdom	\$301 million
4. Switzerland	\$290 million
6. China	\$221 million

Top Services Exports to China, 2023

1. Education	\$89 million
2. Operational leasing	\$21 million
3. Royalties from industrial processes	\$20 million
4. Personal travel & tourism	\$16 million
5. Business mgmt. & consulting	\$13 million

Kansas' 1st District Exports to China

Kansas' 1st District goods and services exports to China supported **4,160** American jobs in 2023.

Goods

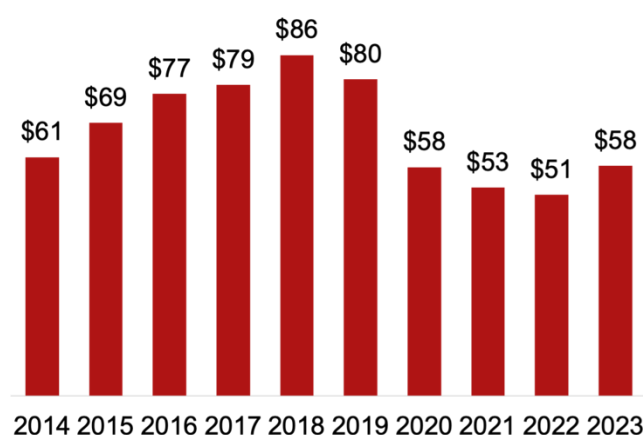
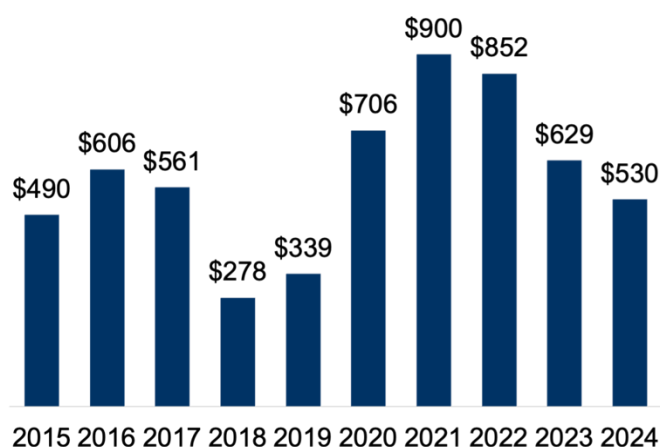
(\$ million)

Change (2023-2024): **-16%**

Services

(\$ million)

Growth (2022-2023): **15%**



10% of KS-1 global goods exports went to China in 2024

8% of KS-1 global services exports went to China in 2023

Top Goods Export Markets, 2024

1. Mexico	\$1.4 billion
2. Japan	\$731 million
3. Canada	\$663 million
4. China	\$530 million
5. Korea	\$379 million

Top Goods Exports to China, 2024

1. Oilseeds & grains	\$286 million
2. Meat products	\$181 million
3. Aluminum	\$11 million
4. Animal foods	\$10 million
5. Leather & hide tanning	\$4.5 million

Top Services Export Markets, 2023

1. China	\$58 million
2. Ireland	\$56 million
3. Canada	\$55 million
4. United Kingdom	\$46 million
5. India	\$44 million

Top Services Exports to China, 2023

1. Education	\$36 million
2. Personal travel & tourism	\$3.9 million
3. Equip. installation & maintenance	\$3.5 million
4. Operational leasing	\$3.2 million
5. Royalties from industrial processes	\$2.7 million

Kansas' 2nd District Exports to China

Kansas' 2nd District goods and services exports to China supported **1,840** American jobs in 2023.

Goods

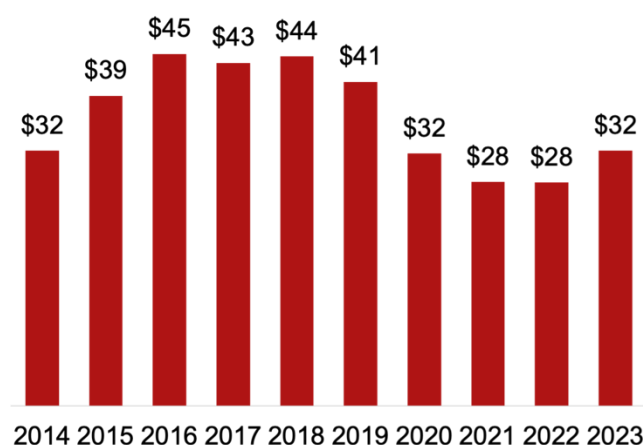
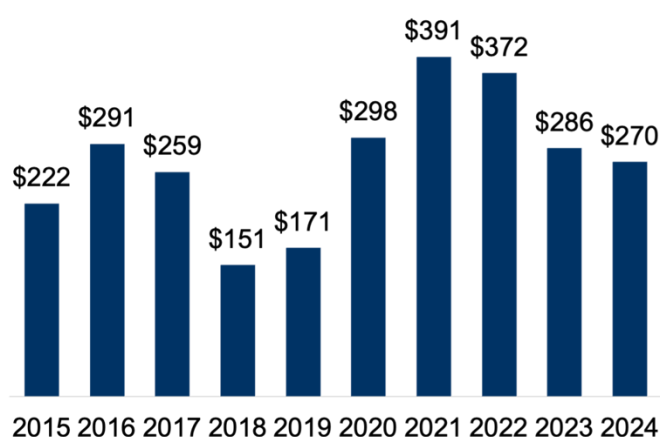
(\$ million)

Change (2023-2024): **-6%**

Services

(\$ million)

Growth (2022-2023): **14%**



9% of KS-2 global goods exports went to China in 2024

6% of KS-2 global services exports went to China in 2023

Top Goods Export Markets, 2024

1. Mexico	\$729 million
2. Canada	\$727 million
3. China	\$270 million
4. Japan	\$232 million
5. Korea	\$127 million

Top Goods Exports to China, 2024

1. Oilseeds & grains	\$121 million
2. Animal foods	\$38 million
3. Meat products	\$38 million
4. Aluminum	\$30 million
5. Leather & hide tanning	\$9.8 million

Top Services Export Markets, 2023

1. Canada	\$55 million
2. United Kingdom	\$46 million
3. Ireland	\$41 million
4. China	\$32 million
5. Mexico	\$32 million

Top Services Exports to China, 2023

1. Education	\$9.8 million
2. Operational leasing	\$4.2 million
3. Personal travel & tourism	\$3.7 million
4. Misc. business, prof. & tech. services	\$2.4 million
5. Equip. installation & maintenance	\$2.3 million

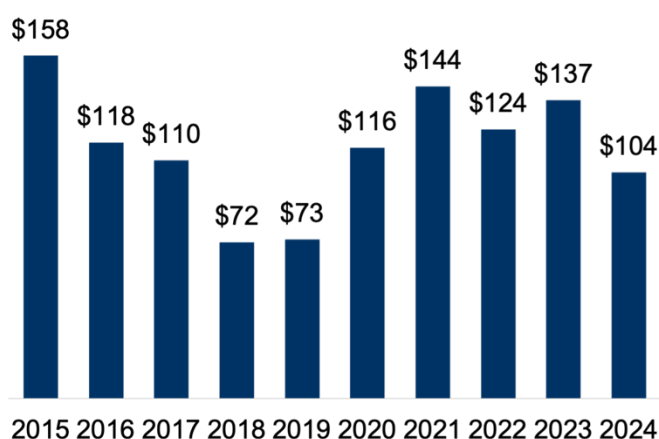
Kansas' 3rd District Exports to China

Kansas' 3rd District goods and services exports to China supported **890** American jobs in 2023.

Goods

(\$ million)

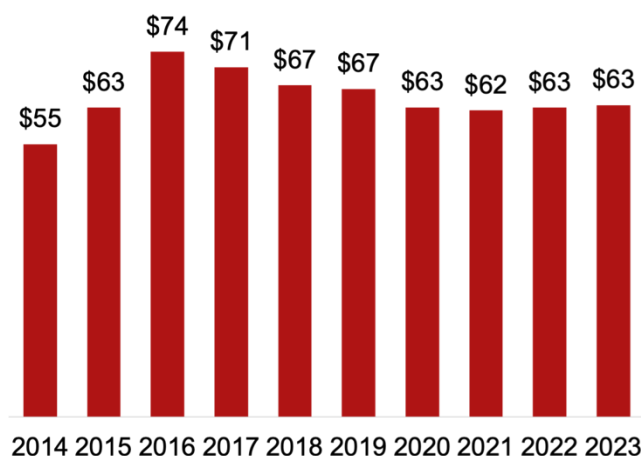
Change (2023-2024): **-24%**



Services

(\$ million)

Growth (2022-2023): **1%**



4% of KS-3 global goods exports went to China in 2024

3% of KS-3 global services exports went to China in 2023

Top Goods Export Markets, 2024

1. Canada	\$507 million
2. Mexico	\$336 million
3. Germany	\$149 million
4. United Kingdom	\$149 million
6. China	\$104 million

Top Goods Exports to China, 2024

1. Navigational & meas. instruments	\$28 million
2. Oilseeds & grains	\$22 million
3. Communications equipment	\$8.6 million
4. Scrap products	\$8.2 million
5. Pharmaceuticals & medicines	\$7.9 million

Top Services Export Markets, 2023

1. Ireland	\$251 million
2. United Kingdom	\$156 million
3. Switzerland	\$151 million
4. Canada	\$151 million
10. China	\$63 million

Top Services Exports to China, 2023

1. Royalties from industrial processes	\$9.4 million
2. Business mgmt. & consulting	\$9.1 million
3. Education	\$7.7 million
4. Operational leasing	\$7.6 million
5. Misc. business, prof. & tech. services	\$4.8 million

Kansas' 4th District Exports to China

Kansas' 4th District goods and services exports to China supported **1,820** American jobs in 2023.

Goods

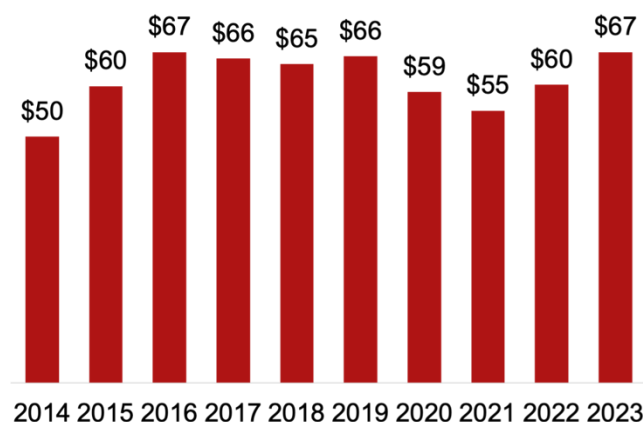
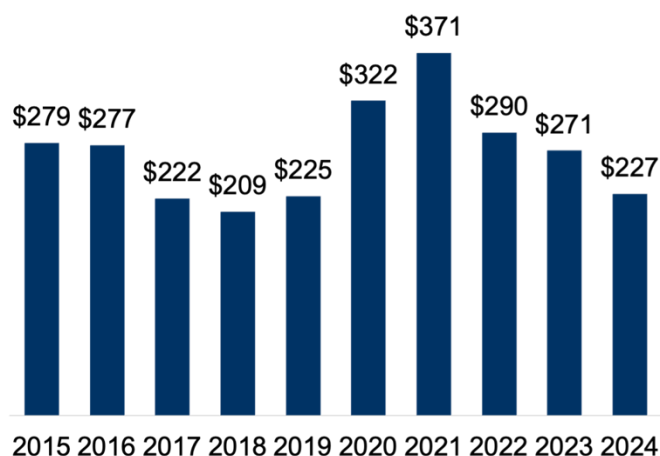
(\$ million)

Change (2023-2024): **-16%**

Services

(\$ million)

Growth (2022-2023): **11%**



5% of KS-4 global goods exports went to China in 2024

7% of KS-4 global services exports went to China in 2023

Top Goods Export Markets, 2024

1. Mexico	\$686 million
2. Canada	\$655 million
3. Brazil	\$284 million
4. United Kingdom	\$247 million
6. China	\$227 million

Top Goods Exports to China, 2024

1. Oilseeds & grains	\$90 million
2. Aerospace products & parts	\$81 million
3. Navigational & meas. instruments	\$11 million
4. Meat products	\$6.7 million
5. Electrical equipment	\$6.5 million

Top Services Export Markets, 2023

1. Ireland	\$109 million
2. Switzerland	\$74 million
3. China	\$67 million
4. Singapore	\$66 million
5. Canada	\$66 million

Top Services Exports to China, 2023

1. Education	\$35 million
2. Operational leasing	\$5.8 million
3. Royalties from industrial processes	\$5.2 million
4. Personal travel & tourism	\$4.8 million
5. Equip. installation & maintenance	\$3.6 million