



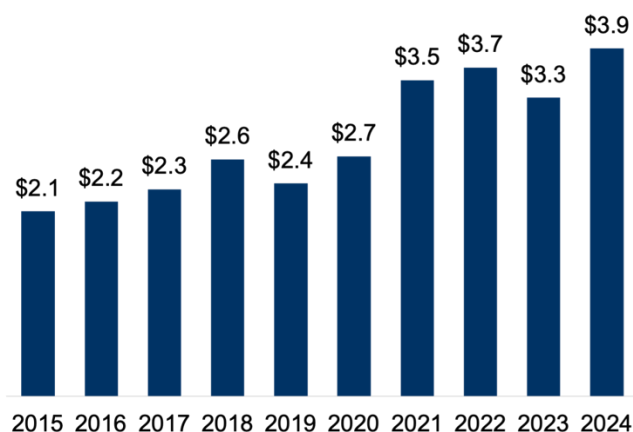
Massachusetts' Exports to China

Massachusetts' goods and services exports to China supported **32,590** American jobs in 2023.

Goods

(\$ billion)

Growth (2023-2024): **17%**

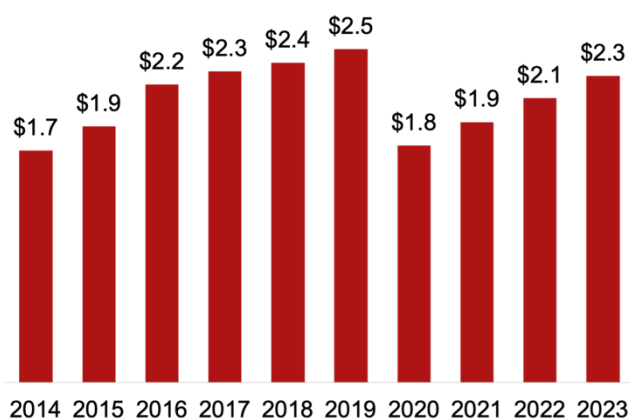


11% of Massachusetts' global goods exports went to China in 2024

Services

(\$ billion)

Growth (2022-2023): **8%**



5% of Massachusetts' global services exports went to China in 2023

Top Goods Export Markets, 2024

1. China	\$3.9 billion
2. Mexico	\$3.5 billion
3. United Kingdom	\$2.9 billion
4. Canada	\$2.9 billion
5. Netherlands	\$2.2 billion

Top Goods Exports to China, 2024

1. Industrial machinery	\$1.6 billion
2. Navigational & meas. instruments	\$331 million
3. Plastics products	\$255 million
4. Medical equipment & supplies	\$244 million
5. Pharmaceuticals & medicines	\$229 million

Top Services Export Markets, 2023

1. Ireland	\$4.8 billion
2. U.K. Caribbean	\$4.2 billion
3. United Kingdom	\$3 billion
4. Canada	\$2.8 billion
6. China	\$2.3 billion

Top Services Exports to China, 2023

1. Education	\$1.3 billion
2. Royalties from industrial processes	\$166 million
3. Software distribution royalties	\$130 million
4. Personal travel & tourism	\$100 million
5. Computer software services	\$74 million

Massachusetts' 1st District Exports to China

Massachusetts' 1st District goods and services exports to China supported **1,910** American jobs in 2023.

Goods

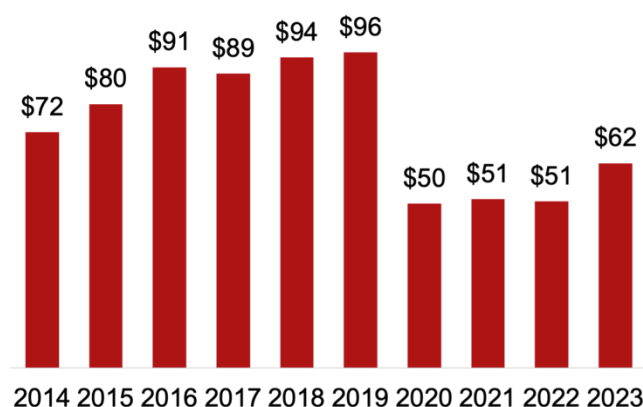
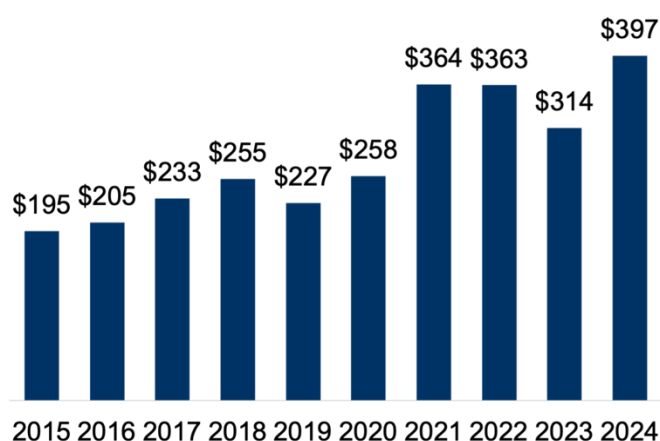
(\$ million)

Growth (2023-2024): **27%**

Services

(\$ million)

Growth (2022-2023): **23%**



11% of MA-1 global goods exports went to China in 2024

6% of MA-1 global services exports went to China in 2023

Top Goods Export Markets, 2024

1. United Kingdom	\$405 million
2. China	\$397 million
3. Canada	\$375 million
4. Mexico	\$368 million
5. Switzerland	\$326 million

Top Goods Exports to China, 2024

1. Industrial machinery	\$93 million
2. Plastics products	\$60 million
3. Pulp & paperboard mill products	\$41 million
4. Misc. fabricated metal products	\$33 million
5. Misc. general purpose machinery	\$23 million

Top Services Export Markets, 2023

1. Canada	\$105 million
2. United Kingdom	\$99 million
3. Mexico	\$73 million
4. China	\$62 million
5. Ireland	\$53 million

Top Services Exports to China, 2023

1. Education	\$22 million
2. Personal travel & tourism	\$11 million
3. Misc. personal & recreational	\$5.1 million
4. Royalties from industrial processes	\$3.7 million
5. Business travel	\$3.6 million

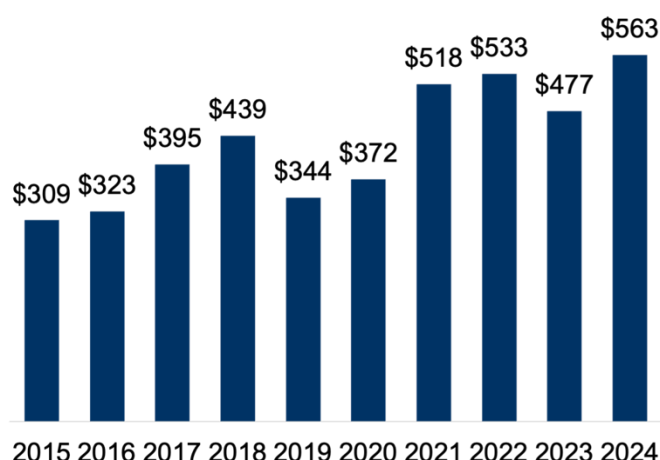
Massachusetts' 2nd District Exports to China

Massachusetts' 2nd District goods and services exports to China supported **3,620** American jobs in 2023.

Goods

(\$ million)

Growth (2023-2024): **18%**



11% of MA-2 global goods exports went to China in 2024

Top Goods Export Markets, 2024

1. Mexico	\$601 million
2. United Kingdom	\$581 million
3. China	\$563 million
4. Canada	\$435 million
5. Switzerland	\$432 million

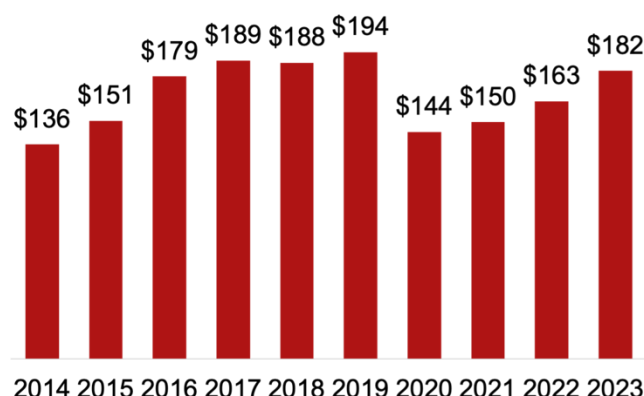
Top Goods Exports to China, 2024

1. Industrial machinery	\$126 million
2. Plastics products	\$106 million
3. Navigational & meas. instruments	\$38 million
4. Misc. general purpose machinery	\$35 million
5. Electrical equipment & components	\$31 million

Services

(\$ million)

Growth (2022-2023): **12%**



9% of MA-2 global services exports went to China in 2023

Top Services Export Markets, 2023

1. Ireland	\$228 million
2. China	\$182 million
3. Switzerland	\$167 million
4. India	\$135 million
5. United Kingdom	\$129 million

Top Services Exports to China, 2023

1. Education	\$125 million
2. Royalties from industrial processes	\$21 million
3. Personal travel & tourism	\$7.2 million
4. Misc. personal & recreational	\$4.3 million
5. Misc. business, prof. & tech. services	\$3.6 million

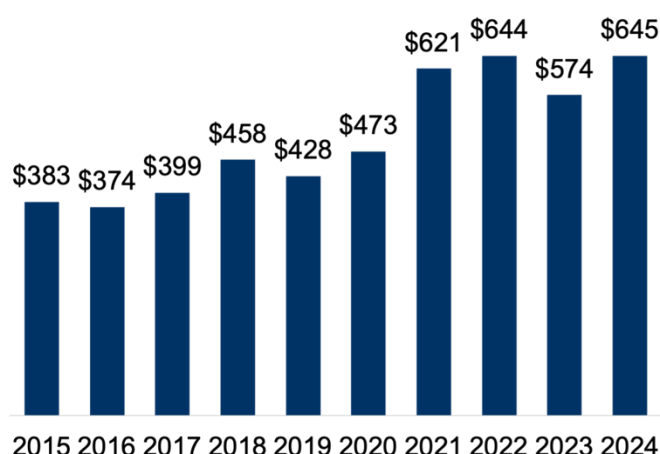
Massachusetts' 3rd District Exports to China

Massachusetts' 3rd District goods and services exports to China supported **3,070** American jobs in 2023.

Goods

(\$ million)

Growth (2023-2024): **12%**

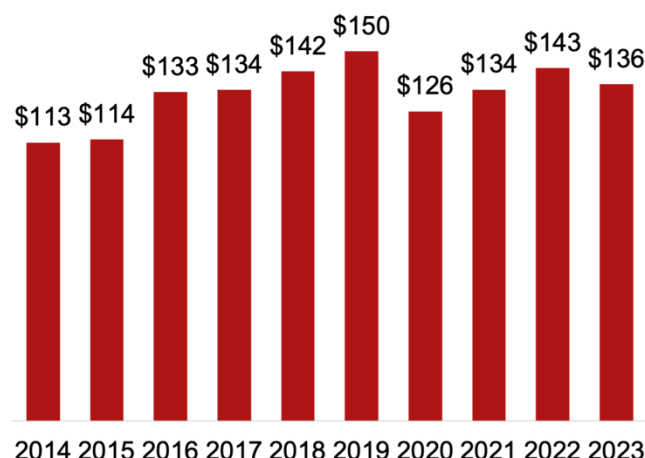


11% of MA-3 global goods exports went to China in 2024

Services

(\$ million)

Change (2022-2023): **-5%**



4% of MA-3 global services exports went to China in 2023

Top Goods Export Markets, 2024

1. China	\$645 million
2. Mexico	\$637 million
3. Canada	\$516 million
4. Netherlands	\$437 million
5. Germany	\$422 million

Top Goods Exports to China, 2024

1. Industrial machinery	\$255 million
2. Navigational & meas. instruments	\$96 million
3. Pharmaceuticals & medicines	\$51 million
4. Medical equipment & supplies	\$43 million
5. Misc. general purpose machinery	\$32 million

Top Services Export Markets, 2023

1. Ireland	\$671 million
2. Switzerland	\$377 million
3. Singapore	\$281 million
4. Netherlands	\$215 million
9. China	\$136 million

Top Services Exports to China, 2023

1. Royalties from industrial processes	\$40 million
2. Education	\$23 million
3. Software distribution royalties	\$20 million
4. Computer software services	\$8.8 million
5. Business mgmt. & consulting	\$7.9 million

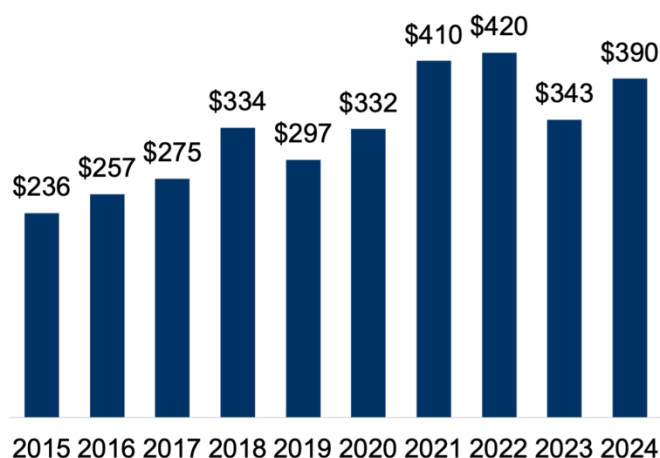
Massachusetts' 4th District Exports to China

Massachusetts' 4th District goods and services exports to China supported **2,730** American jobs in 2023.

Goods

(\$ million)

Growth (2023-2024): **14%**

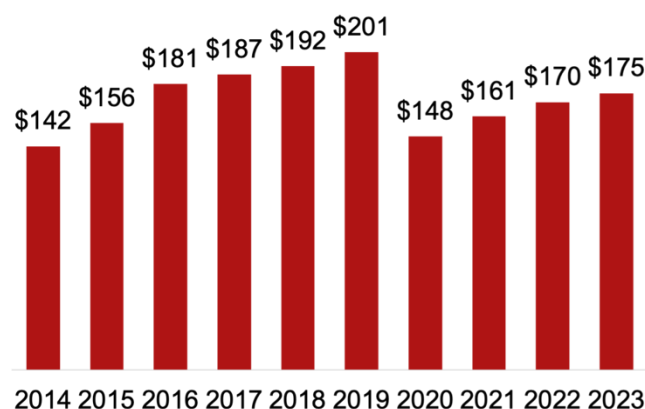


8% of MA-4 global goods exports went to China in 2024

Services

(\$ million)

Growth (2022-2023): **3%**



5% of MA-4 global services exports went to China in 2023

Top Goods Export Markets, 2024

1. United Kingdom	\$692 million
2. Switzerland	\$582 million
3. Mexico	\$562 million
4. Singapore	\$463 million
5. China	\$390 million

Top Goods Exports to China, 2024

1. Industrial machinery	\$107 million
2. Medical equipment & supplies	\$55 million
3. Nonferrous metal products	\$31 million
4. Pharmaceuticals & medicines	\$23 million
5. Navigational & meas. instruments	\$22 million

Top Services Export Markets, 2023

1. Ireland	\$470 million
2. Canada	\$235 million
3. United Kingdom	\$235 million
4. Switzerland	\$219 million
7. China	\$175 million

Top Services Exports to China, 2023

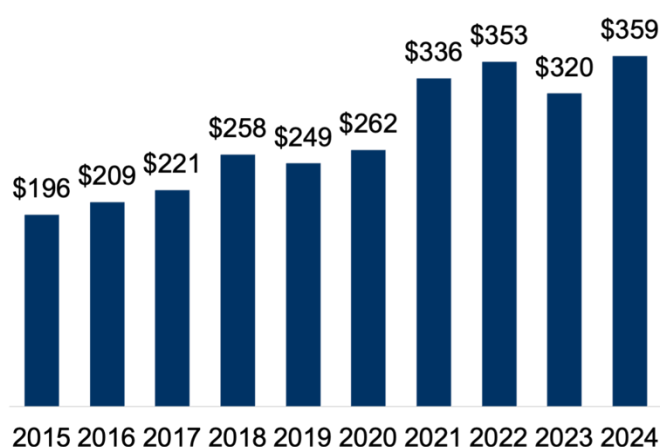
1. Education	\$79 million
2. Software distribution royalties	\$19 million
3. Royalties from industrial processes	\$17 million
4. Personal travel & tourism	\$9.3 million
5. Business mgmt. & consulting	\$7.1 million

Massachusetts' 5th District Exports to China

Massachusetts' 5th District goods and services exports to China supported **4,550** American jobs in 2023.

Goods (\$ million)

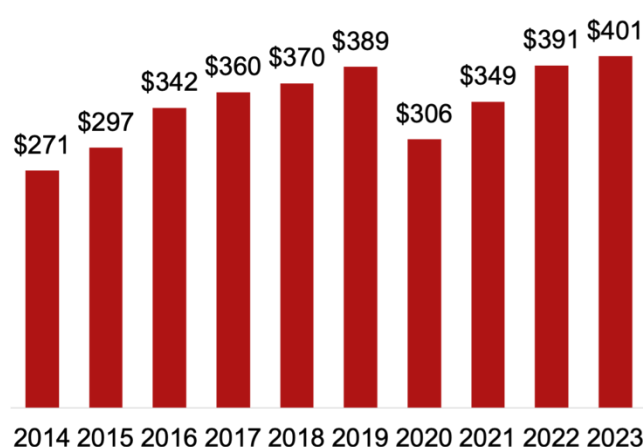
Growth (2023-2024): **12%**



12% of MA-5 global goods exports went to China in 2024

Services (\$ million)

Growth (2022-2023): **3%**



6% of MA-5 global services exports went to China in 2023

Top Goods Export Markets, 2024

1. China	\$359 million
2. Mexico	\$297 million
3. Netherlands	\$257 million
4. Canada	\$231 million
5. Germany	\$211 million

Top Goods Exports to China, 2024

1. Industrial machinery	\$154 million
2. Navigational & meas. instruments	\$61 million
3. Medical equipment & supplies	\$29 million
4. Pharmaceuticals & medicines	\$26 million
5. Misc. general purpose machinery	\$25 million

Top Services Export Markets, 2023

1. Ireland	\$1.1 billion
2. Switzerland	\$533 million
3. Singapore	\$491 million
4. United Kingdom	\$417 million
5. China	\$401 million

Top Services Exports to China, 2023

1. Education	\$243 million
2. Software distribution royalties	\$41 million
3. Royalties from industrial processes	\$25 million
4. Computer software services	\$19 million
5. Business mgmt. & consulting	\$18 million

Massachusetts' 6th District Exports to China

Massachusetts' 6th District goods and services exports to China supported **4,080** American jobs in 2023.

Goods

(\$ billion)

Growth (2023-2024): **22%**

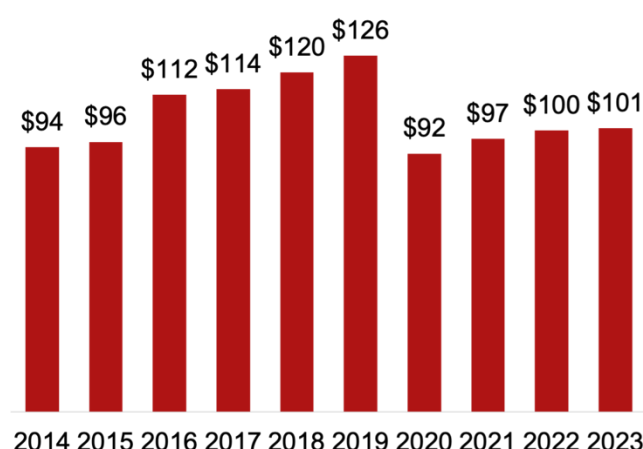


18% of MA-6 global goods exports went to China in 2024

Services

(\$ million)

Growth (2022-2023): **1%**



4% of MA-6 global services exports went to China in 2023

Top Goods Export Markets, 2024

1. China	\$1.0 billion
2. Canada	\$490 million
3. Mexico	\$463 million
4. Germany	\$415 million
5. Netherlands	\$325 million

Top Goods Exports to China, 2024

1. Industrial machinery	\$716 million
2. Navigational & meas. instruments	\$92 million
3. Basic chemicals	\$40 million
4. Medical equipment & supplies	\$37 million
5. Pharmaceuticals & medicines	\$29 million

Top Services Export Markets, 2023

1. Ireland	\$444 million
2. Switzerland	\$276 million
3. Singapore	\$205 million
4. United Kingdom	\$175 million
9. China	\$101 million

Top Services Exports to China, 2023

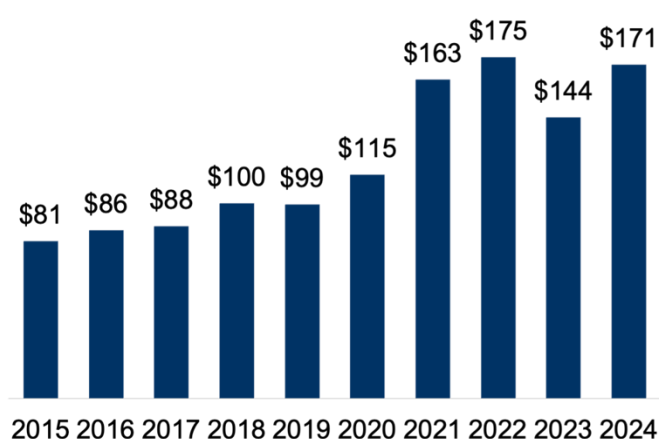
1. Royalties from industrial processes	\$32 million
2. Education	\$9.3 million
3. Personal travel & tourism	\$8.9 million
4. Software distribution royalties	\$8.7 million
5. Misc. personal & recreational	\$6.1 million

Massachusetts' 7th District Exports to China

Massachusetts' 7th District goods and services exports to China supported **9,450** American jobs in 2023.

Goods (\$ million)

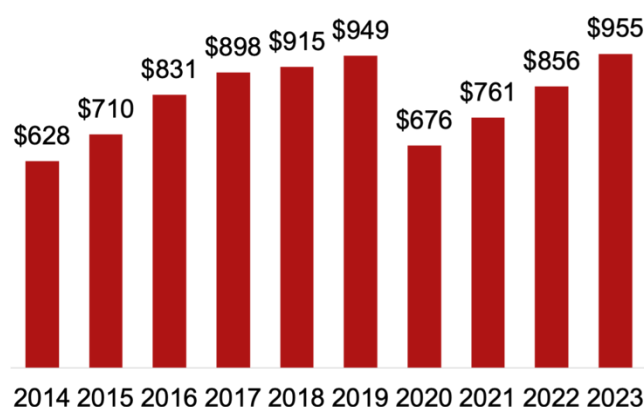
Growth (2023-2024): **19%**



8% of MA-7 global goods exports went to China in 2024

Services (\$ million)

Growth (2022-2023): **12%**



8% of MA-7 global services exports went to China in 2023

Top Goods Export Markets, 2024

1. Belgium	\$226 million
2. United Kingdom	\$214 million
3. Netherlands	\$213 million
4. Germany	\$186 million
5. China	\$171 million

Top Goods Exports to China, 2024

1. Industrial machinery	\$61 million
2. Pharmaceuticals & medicines	\$56 million
3. Navigational & meas. instruments	\$11 million
4. Medical equipment & supplies	\$11 million
5. Magnetic & optical media	\$8.1 million

Top Services Export Markets, 2023

1. U.K. Caribbean	\$1.3 billion
2. Ireland	\$1.0 billion
3. China	\$955 million
4. United Kingdom	\$786 million
5. India	\$774 million

Top Services Exports to China, 2023

1. Education	\$766 million
2. Software distribution royalties	\$26 million
3. Computer software services	\$20 million
4. Business mgmt. & consulting	\$19 million
5. Personal travel & tourism	\$18 million

Massachusetts' 8th District Exports to China

Massachusetts' 8th District goods and services exports to China supported **1,880** American jobs in 2023.

Goods

(\$ million)

Growth (2023-2024): 7%

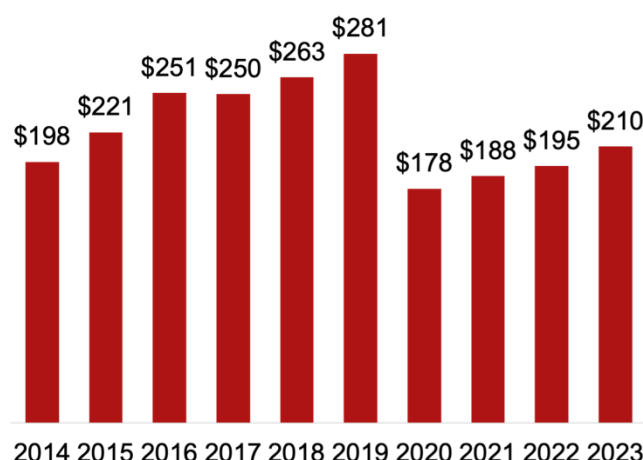


8% of MA-8 global goods exports went to China in 2024

Services

(\$ million)

Growth (2022-2023): 8%



2% of MA-8 global services exports went to China in 2023

Top Goods Export Markets, 2024

1. Mexico	\$250 million
2. Canada	\$161 million
3. China	\$127 million
4. Netherlands	\$127 million
5. United Kingdom	\$114 million

Top Goods Exports to China, 2024

1. Medical equipment & supplies	\$21 million
2. Industrial machinery	\$18 million
3. Misc. general purpose machinery	\$15 million
4. Pharmaceuticals & medicines	\$7.3 million
5. Electrical equipment	\$7.0 million

Top Services Export Markets, 2023

1. U.K. Caribbean	\$2.3 billion
2. United Kingdom	\$842 million
3. Canada	\$720 million
4. Ireland	\$683 million
12. China	\$210 million

Top Services Exports to China, 2023

1. Financial mgmt. & advisory services	\$32 million
2. Education	\$28 million
3. Personal travel & tourism	\$18 million
4. Software distribution royalties	\$15 million
5. Computer software services	\$13 million



Massachusetts' 9th District Exports to China

Massachusetts' 9th District goods and services exports to China supported **1,300** American jobs in 2023.

Goods

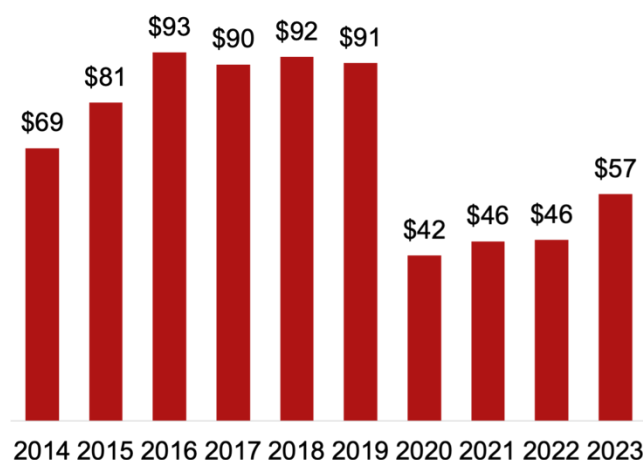
(\$ million)

Change (2023-2024): **0%**

Services

(\$ million)

Growth (2022-2023): **25%**



10% of MA-9 global goods exports went to China in 2024

5% of MA-9 global services exports went to China in 2023

Top Goods Export Markets, 2024

1. Mexico	\$266 million
2. Canada	\$236 million
3. China	\$188 million
4. Netherlands	\$118 million
5. United Kingdom	\$104 million

Top Goods Exports to China, 2024

1. Marine products	\$30 million
2. Industrial machinery	\$29 million
3. Plastics products	\$21 million
4. Medical equipment & supplies	\$18 million
5. Misc. general purpose machinery	\$17 million

Top Services Export Markets, 2023

1. Canada	\$127 million
2. United Kingdom	\$113 million
3. Mexico	\$86 million
4. Ireland	\$65 million
5. China	\$57 million

Top Services Exports to China, 2023

1. Personal travel & tourism	\$14 million
2. Misc. personal & recreational	\$8.5 million
3. Royalties from industrial processes	\$6.4 million
4. Education	\$5.3 million
5. Business travel	\$4.7 million