

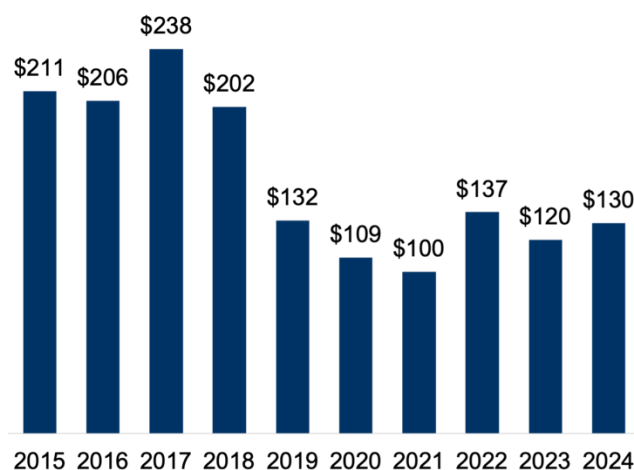
# Maine's Exports to China

Maine's goods and services exports to China supported **1,180** American jobs in 2023.

## Goods

(\$ million)

Growth (2023-2024): **9%**

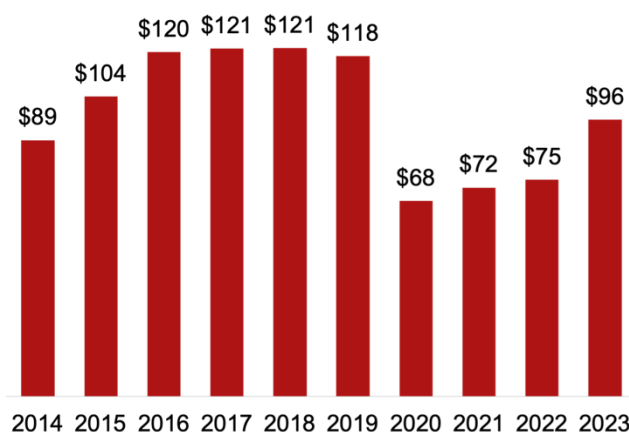


**5%** of Maine's global goods exports went to China in 2024

## Services

(\$ million)

Growth (2022-2023): **28%**



**5%** of Maine's global services exports went to China in 2023

### Top Goods Export Markets, 2024

1. Canada	\$1.2 billion
2. Japan	\$158 million
3. Malaysia	\$156 million
4. Netherlands	\$155 million
5. China	\$130 million

### Top Goods Exports to China, 2024

1. Pulp & paperboard mill products	\$35 million
2. Marine products	\$32 million
3. Semiconductors & components	\$21 million
4. Misc. foods	\$9.5 million
5. Navigational & meas. instruments	\$5.6 million

### Top Services Export Markets, 2023

1. Canada	\$309 million
2. United Kingdom	\$213 million
3. Mexico	\$126 million
4. Ireland	\$117 million
5. China	\$96 million

### Top Services Exports to China, 2023

1. Education	\$25 million
2. Personal travel & tourism	\$19 million
3. Business travel	\$6.5 million
4. Misc. personal & recreational	\$6.3 million
5. Misc. financial services	\$6.3 million

# Maine's 1<sup>st</sup> District Exports to China

Maine's 1<sup>st</sup> District goods and services exports to China supported **630** American jobs in 2023.

## Goods

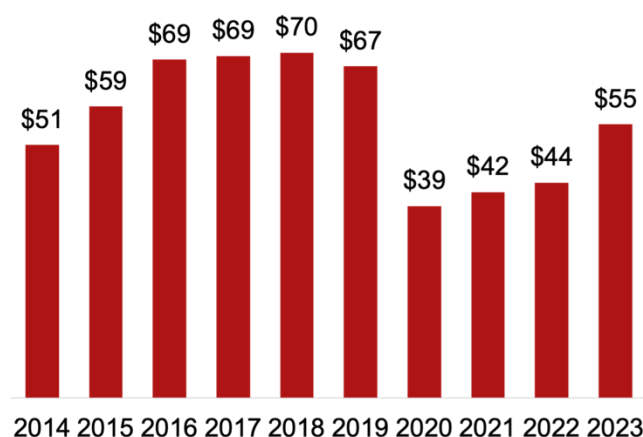
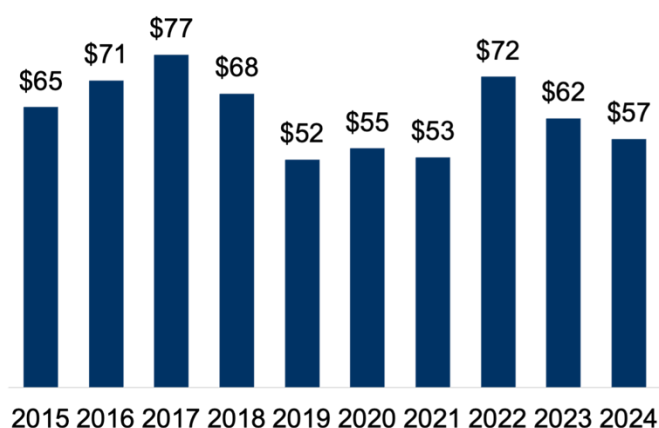
(\$ million)

Change (2023-2024): **-8%**

## Services

(\$ million)

Growth (2022-2023): **27%**



**4% of ME-1 global goods exports went to China in 2024**

**4% of ME-1 global services exports went to China in 2023**

### Top Goods Export Markets, 2024

1. Canada	\$472 million
2. Japan	\$136 million
3. Malaysia	\$107 million
4. Netherlands	\$101 million
6. China	\$57 million

### Top Goods Exports to China, 2024

1. Marine products	\$18 million
2. Semiconductors & components	\$15 million
3. Pulp & paperboard mill products	\$4.8 million
4. Misc. foods	\$3.6 million
5. Navigational & meas. instruments	\$3.2 million

### Top Services Export Markets, 2023

1. Canada	\$173 million
2. United Kingdom	\$117 million
3. Ireland	\$78 million
4. Mexico	\$76 million
6. China	\$55 million

### Top Services Exports to China, 2023

1. Education	\$11 million
2. Personal travel & tourism	\$11 million
3. Royalties from industrial processes	\$4.3 million
4. Misc. financial services	\$3.9 million
5. Business travel	\$3.8 million

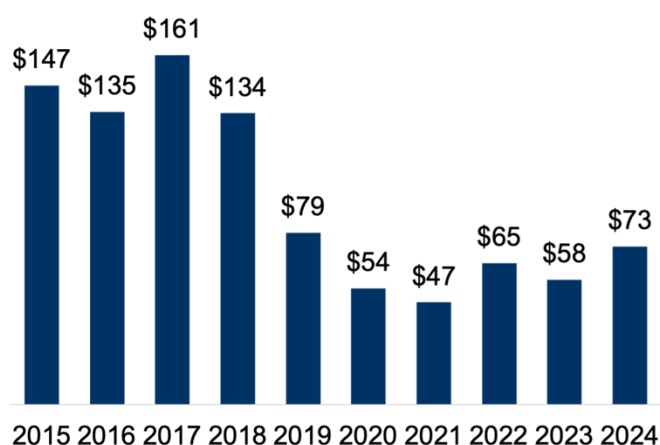
# Maine's 2<sup>nd</sup> District Exports to China

Maine's 2<sup>nd</sup> District goods and services exports to China supported **550** American jobs in 2023.

## Goods

(\$ million)

Growth (2023-2024): **27%**

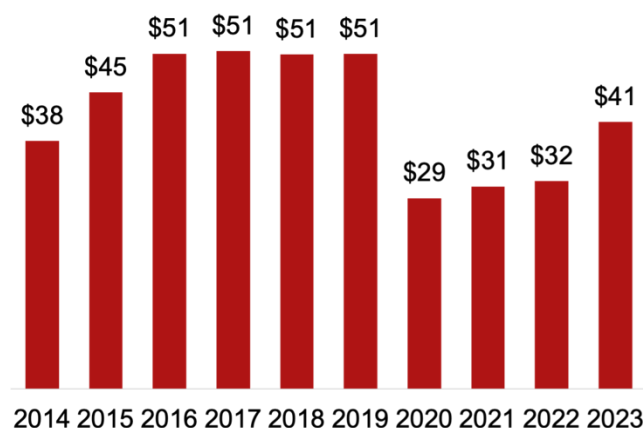


**5% of ME-2 global goods exports went to China in 2024**

## Services

(\$ million)

Growth (2022-2023): **29%**



**5% of ME-2 global services exports went to China in 2023**

### Top Goods Export Markets, 2024

1. Canada	\$698 million
2. China	\$73 million
3. Germany	\$56 million
4. Netherlands	\$54 million
5. Mexico	\$51 million

### Top Goods Exports to China, 2024

1. Pulp & paperboard mill products	\$30 million
2. Marine products	\$14 million
3. Semiconductors & components	\$6.1 million
4. Misc. foods	\$5.9 million
5. Navigational & meas. instruments	\$2.5 million

### Top Services Export Markets, 2023

1. Canada	\$136 million
2. United Kingdom	\$96 million
3. Mexico	\$50 million
4. China	\$41 million
5. Ireland	\$39 million

### Top Services Exports to China, 2023

1. Education	\$14 million
2. Personal travel & tourism	\$8.0 million
3. Business travel	\$2.7 million
4. Misc. personal & recreational	\$2.6 million
5. Misc. financial services	\$2.4 million