

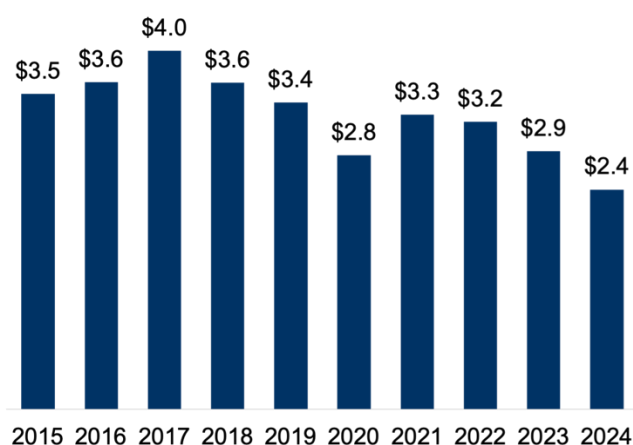
Michigan's Exports to China

Michigan's goods and services exports to China supported **20,400** American jobs in 2023.

Goods

(\$ billion)

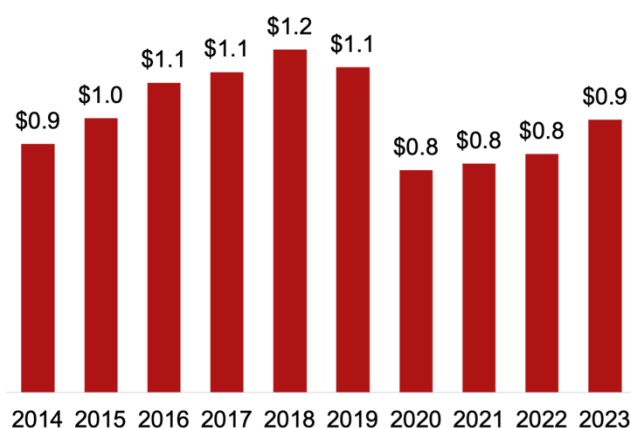
Change (2023-2024): **-15%**



Services

(\$ billion)

Growth (2022-2023): **14%**



4% of Michigan's global goods exports went to China in 2024

6% of Michigan's global services exports went to China in 2023

Top Goods Export Markets, 2024

1. Canada	\$23 billion
2. Mexico	\$17 billion
3. China	\$2.4 billion
4. Germany	\$1.9 billion
5. Japan	\$1.5 billion

Top Goods Exports to China, 2024

1. Motor vehicle parts	\$378 million
2. Oilseeds & grains	\$359 million
3. Glass & glass products	\$148 million
4. Navigational & meas. instruments	\$124 million
5. Misc. general purpose machinery	\$99 million

Top Services Export Markets, 2023

1. Canada	\$2.3 billion
2. Ireland	\$1.1 billion
3. United Kingdom	\$1.0 billion
4. China	\$947 million
5. Switzerland	\$843 million

Top Services Exports to China, 2023

1. Education	\$452 million
2. Royalties from industrial processes	\$114 million
3. Personal travel & tourism	\$68 million
4. Misc. business, prof. & tech. services	\$46 million
5. Equip. installation & maintenance	\$34 million

Michigan's 1st District Exports to China

Michigan's 1st District goods and services exports to China supported **1,030** American jobs in 2023.

Goods

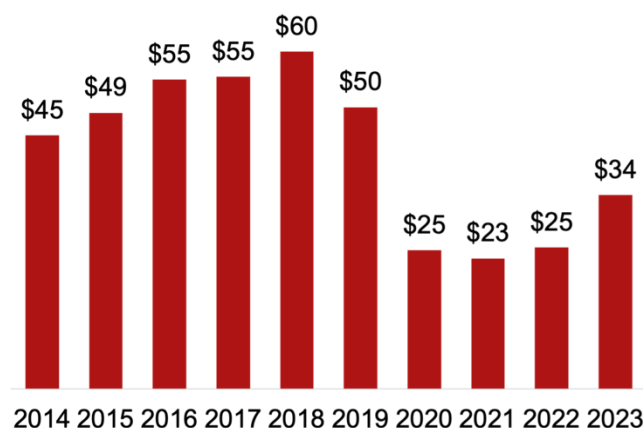
(\$ million)

Change (2023-2024): **-8%**

Services

(\$ million)

Growth (2022-2023): **37%**



5% of MI-1 global goods exports went to China in 2024

5% of MI-1 global services exports went to China in 2023

Top Goods Export Markets, 2024

1. Canada	\$1.1 billion
2. Mexico	\$849 million
3. China	\$141 million
4. Germany	\$99 million
5. Japan	\$85 million

Top Goods Exports to China, 2024

1. Oilseeds & grains	\$31 million
2. Sawmill & wood products	\$16 million
3. Glass & glass products	\$10 million
4. Misc. general purpose machinery	\$8.6 million
5. Navigational & meas. instruments	\$8.6 million

Top Services Export Markets, 2023

1. Canada	\$86 million
2. Mexico	\$49 million
3. United Kingdom	\$47 million
4. China	\$34 million
5. India	\$30 million

Top Services Exports to China, 2023

1. Education	\$10 million
2. Personal travel & tourism	\$8.1 million
3. Business travel	\$2.9 million
4. Equip. installation & maintenance	\$2.4 million
5. Royalties from industrial processes	\$2.1 million

Michigan's 2nd District Exports to China

Michigan's 2nd District goods and services exports to China supported **1,630** American jobs in 2023.

Goods

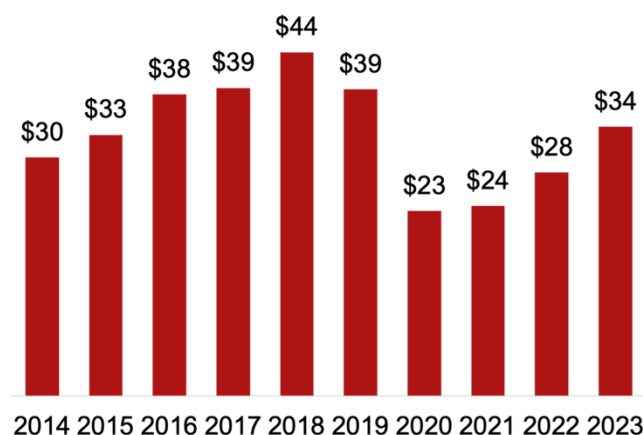
(\$ million)

Change (2023-2024): **-8%**

Services

(\$ million)

Growth (2022-2023): **20%**



5% of MI-2 global goods exports went to China in 2024

7% of MI-2 global services exports went to China in 2023

Top Goods Export Markets, 2024

1. Canada	\$1.5 billion
2. Mexico	\$1.3 billion
3. China	\$240 million
4. Germany	\$136 million
5. Japan	\$126 million

Top Goods Exports to China, 2024

1. Oilseeds & grains	\$85 million
2. Motor vehicle bodies & trailers	\$13 million
3. Glass & glass products	\$13 million
4. Motor vehicle parts	\$12 million
5. Electrical equipment & components	\$9.5 million

Top Services Export Markets, 2023

1. Canada	\$43 million
2. United Kingdom	\$35 million
3. Ireland	\$35 million
4. China	\$34 million
5. Mexico	\$31 million

Top Services Exports to China, 2023

1. Education	\$14 million
2. Royalties from industrial processes	\$4.4 million
3. Personal travel & tourism	\$3.9 million
4. Equip. installation & maintenance	\$2.4 million
5. Misc. business, prof. & tech. services	\$2.2 million

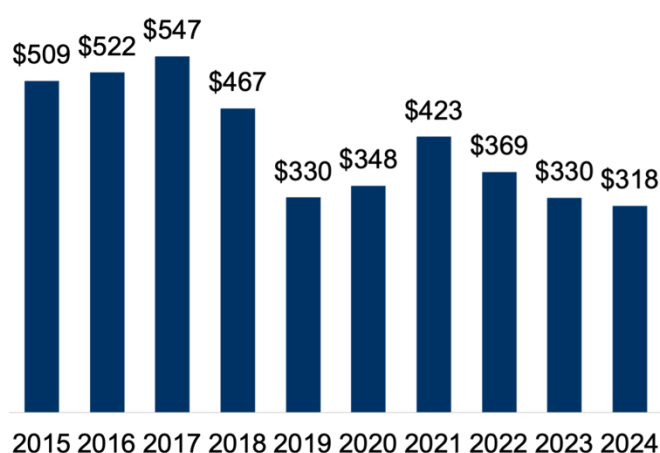
Michigan's 3rd District Exports to China

Michigan's 3rd District goods and services exports to China supported **1,870** American jobs in 2023.

Goods

(\$ million)

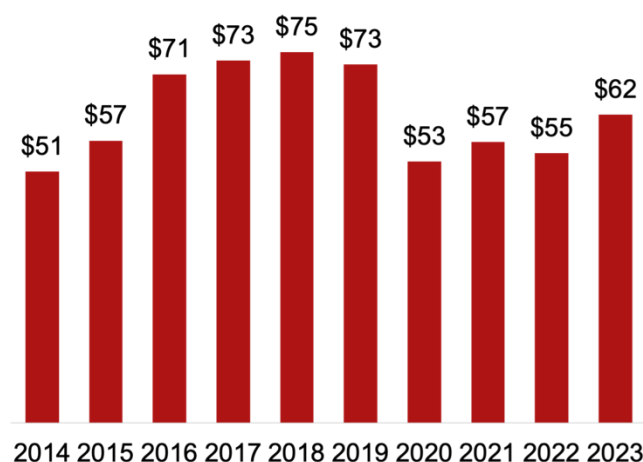
Change (2023-2024): **-4%**



Services

(\$ million)

Growth (2022-2023): **14%**



4% of MI-3 global goods exports went to China in 2024

6% of MI-3 global services exports went to China in 2023

Top Goods Export Markets, 2024

1. Mexico	\$2.9 billion
2. Canada	\$2.1 billion
3. China	\$318 million
4. Germany	\$275 million
5. Japan	\$228 million

Top Goods Exports to China, 2024

1. Motor vehicle parts	\$56 million
2. Navigational & meas. instruments	\$34 million
3. Glass & glass products	\$25 million
4. Misc. general purpose machinery	\$25 million
5. Electrical equipment & components	\$18 million

Top Services Export Markets, 2023

1. Ireland	\$105 million
2. Canada	\$98 million
3. Switzerland	\$91 million
4. United Kingdom	\$82 million
6. China	\$62 million

Top Services Exports to China, 2023

1. Royalties from industrial processes	\$15 million
2. Education	\$15 million
3. Misc. business, prof. & tech. services	\$6.8 million
4. Personal travel & tourism	\$6.8 million
5. Equip. installation & maintenance	\$4.8 million

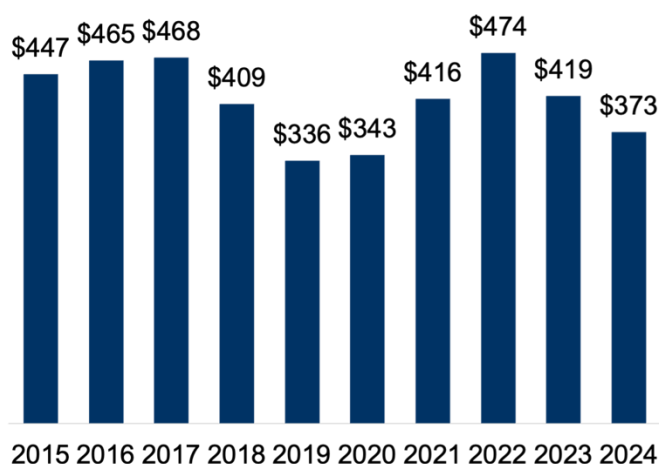
Michigan's 4th District Exports to China

Michigan's 4th District goods and services exports to China supported **2,250** American jobs in 2023.

Goods

(\$ million)

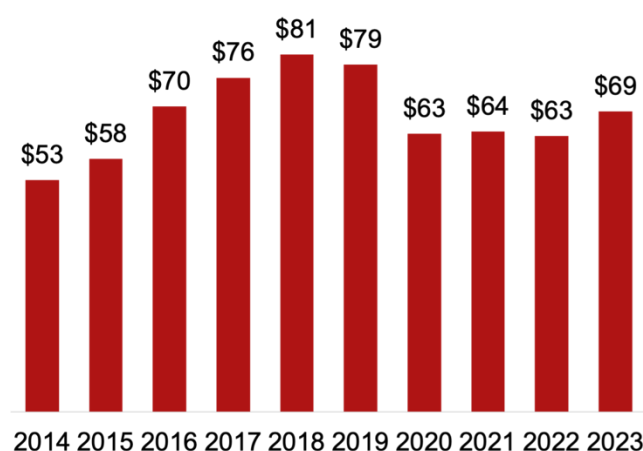
Change (2023-2024): **-11%**



Services

(\$ million)

Growth (2022-2023): **9%**



5% of MI-4 global goods exports went to China in 2024

7% of MI-4 global services exports went to China in 2023

Top Goods Export Markets, 2024

1. Mexico	\$2.2 billion
2. Canada	\$2.1 billion
3. Germany	\$451 million
4. China	\$373 million
5. Japan	\$305 million

Top Goods Exports to China, 2024

1. Glass & glass products	\$64 million
2. Pharmaceuticals & medicines	\$47 million
3. Motor vehicle parts	\$37 million
4. Navigational & meas. instruments	\$22 million
5. Meat products	\$21 million

Top Services Export Markets, 2023

1. Ireland	\$142 million
2. Switzerland	\$118 million
3. Netherlands	\$85 million
4. China	\$69 million
5. Canada	\$65 million

Top Services Exports to China, 2023

1. Education	\$29 million
2. Royalties from industrial processes	\$22 million
3. Personal travel & tourism	\$4.9 million
4. Misc. business, prof. & tech. services	\$2.7 million
5. Trademark royalties	\$2.3 million

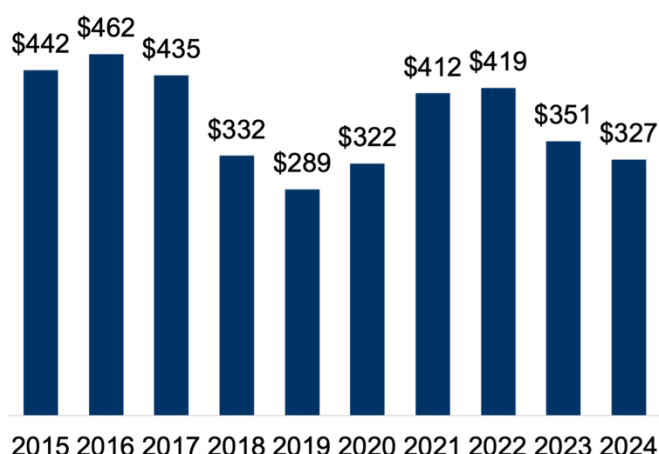
Michigan's 5th District Exports to China

Michigan's 5th District goods and services exports to China supported **1,980** American jobs in 2023.

Goods

(\$ million)

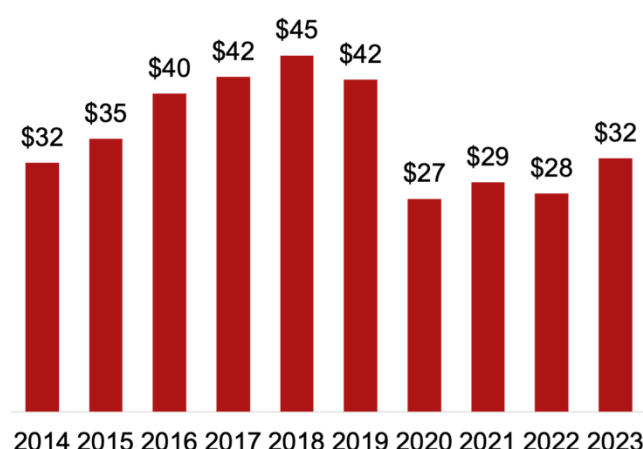
Change (2023-2024): **-7%**



Services

(\$ million)

Growth (2022-2023): **16%**



5% of MI-5 global goods exports went to China in 2024

7% of MI-5 global services exports went to China in 2023

Top Goods Export Markets, 2024

1. Canada	\$2.0 billion
2. Mexico	\$1.9 billion
3. China	\$327 million
4. Japan	\$226 million
5. Germany	\$217 million

Top Goods Exports to China, 2024

1. Oilseeds & grains	\$96 million
2. Motor vehicle parts	\$31 million
3. Nonferrous metal products	\$24 million
4. Glass & glass products	\$19 million
5. Motor vehicle bodies & trailers	\$18 million

Top Services Export Markets, 2023

1. Canada	\$41 million
2. Ireland	\$41 million
3. Switzerland	\$36 million
4. United Kingdom	\$33 million
5. China	\$32 million

Top Services Exports to China, 2023

1. Education	\$11 million
2. Royalties from industrial processes	\$6.2 million
3. Personal travel & tourism	\$3.9 million
4. Misc. business, prof. & tech. services	\$2.1 million
5. Equip. installation & maintenance	\$1.8 million

Michigan's 6th District Exports to China

Michigan's 6th District goods and services exports to China supported **2,740** American jobs in 2023.

Goods

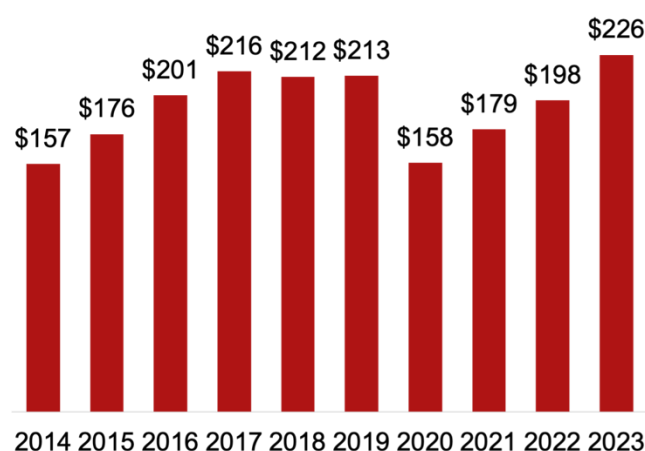
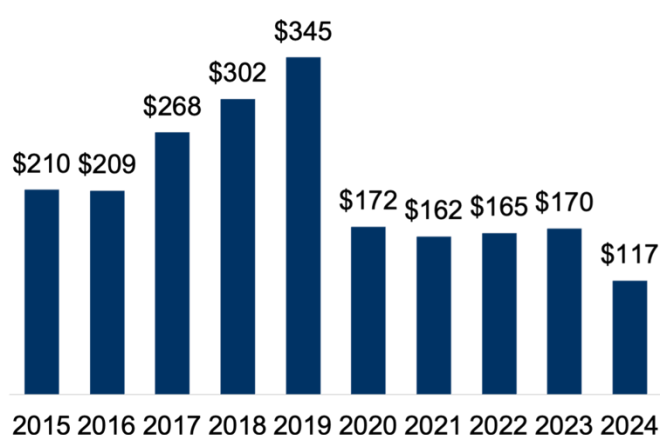
(\$ million)

Change (2023-2024): **-31%**

Services

(\$ million)

Growth (2022-2023): **15%**



3% of MI-6 global goods exports went to China in 2024

12% of MI-6 global services exports went to China in 2023

Top Goods Export Markets, 2024

1. Canada	\$2.1 billion
2. Mexico	\$942 million
3. Australia	\$120 million
4. China	\$117 million
5. Germany	\$89 million

Top Goods Exports to China, 2024

1. Resins & synthetic fibers	\$19 million
2. Navigational & meas. instruments	\$19 million
3. Engines & turbines	\$15 million
4. Motor vehicle parts	\$12 million
5. Motor vehicles	\$12 million

Top Services Export Markets, 2023

1. China	\$226 million
2. India	\$182 million
3. Canada	\$134 million
4. Ireland	\$125 million
5. United Kingdom	\$101 million

Top Services Exports to China, 2023

1. Education	\$186 million
2. Royalties from industrial processes	\$6.0 million
3. Personal travel & tourism	\$5.7 million
4. Passenger fares	\$3.7 million
5. Misc. business, prof. & tech. services	\$3.7 million

Michigan's 7th District Exports to China

Michigan's 7th District goods and services exports to China supported **1,680** American jobs in 2023.

Goods

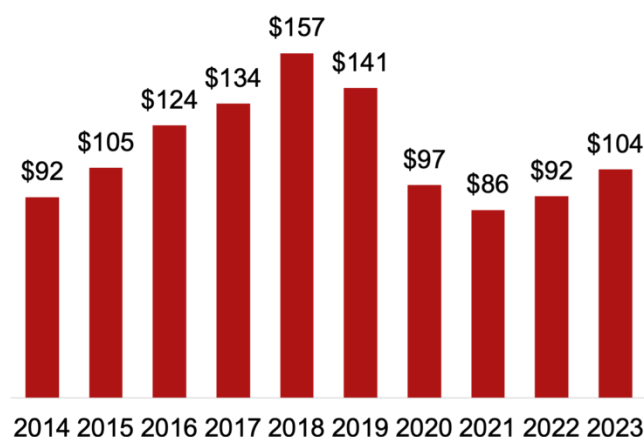
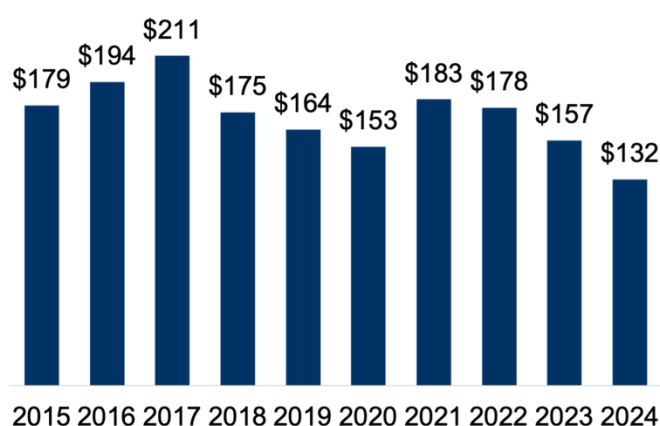
(\$ million)

Change (2023-2024): **-16%**

Services

(\$ million)

Growth (2022-2023): **13%**



4% of MI-7 global goods exports went to China in 2024

10% of MI-7 global services exports went to China in 2023

Top Goods Export Markets, 2024

1. Canada	\$1.4 billion
2. Mexico	\$770 million
3. China	\$132 million
4. Japan	\$83 million
5. Germany	\$83 million

Top Goods Exports to China, 2024

1. Oilseeds & grains	\$33 million
2. Motor vehicle parts	\$27 million
3. Aerospace products & parts	\$8.7 million
4. Pharmaceuticals & medicines	\$8.0 million
5. Electrical equipment	\$6.1 million

Top Services Export Markets, 2023

1. China	\$104 million
2. India	\$82 million
3. Canada	\$81 million
4. Ireland	\$73 million
5. United Kingdom	\$65 million

Top Services Exports to China, 2023

1. Education	\$78 million
2. Royalties from industrial processes	\$5.5 million
3. Personal travel & tourism	\$4.6 million
4. Trademark royalties	\$2.1 million
5. Equip. installation & maintenance	\$1.9 million

Michigan's 8th District Exports to China

Michigan's 8th District goods and services exports to China supported **1,030** American jobs in 2023.

Goods

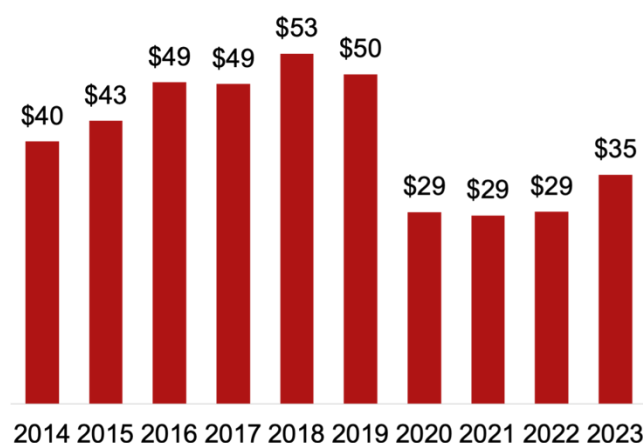
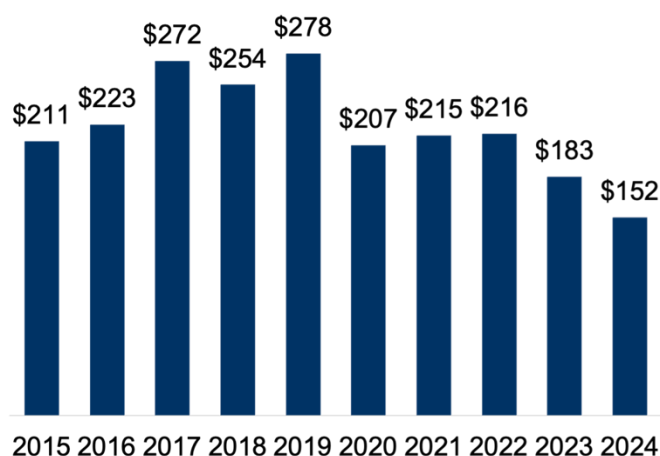
(\$ million)

Change (2023-2024): **-17%**

Services

(\$ million)

Growth (2022-2023): **19%**



4% of MI-8 global goods exports went to China in 2024

6% of MI-8 global services exports went to China in 2023

Top Goods Export Markets, 2024

1. Canada	\$1.6 billion
2. Mexico	\$1.1 billion
3. China	\$152 million
4. Germany	\$111 million
5. Japan	\$76 million

Top Goods Exports to China, 2024

1. Resins & synthetic fibers	\$33 million
2. Oilseeds & grains	\$30 million
3. Glass & glass products	\$13 million
4. Motor vehicle parts	\$13 million
5. Motor vehicle bodies & trailers	\$8.5 million

Top Services Export Markets, 2023

1. Canada	\$54 million
2. Ireland	\$44 million
3. United Kingdom	\$42 million
4. Switzerland	\$40 million
6. China	\$35 million

Top Services Exports to China, 2023

1. Education	\$9.6 million
2. Royalties from industrial processes	\$6.1 million
3. Personal travel & tourism	\$5.8 million
4. Misc. business, prof. & tech. services	\$3.8 million
5. Business travel	\$2.1 million

Michigan's 9th District Exports to China

Michigan's 9th District goods and services exports to China supported **1,410** American jobs in 2023.

Goods

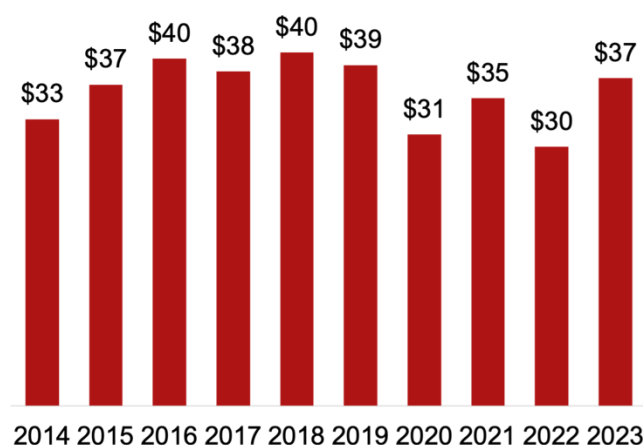
(\$ million)

Change (2023-2024): **-22%**

Services

(\$ million)

Growth (2022-2023): **27%**



3% of MI-9 global goods exports went to China in 2024

3% of MI-9 global services exports went to China in 2023

Top Goods Export Markets, 2024

1. Canada	\$2.7 billion
2. Mexico	\$1.1 billion
3. China	\$187 million
4. Australia	\$131 million
5. Japan	\$112 million

Top Goods Exports to China, 2024

1. Oilseeds & grains	\$67 million
2. Motor vehicle parts	\$38 million
3. Motor vehicles	\$14 million
4. Nonferrous metal products	\$11 million
5. Misc. fabricated metal products	\$4.2 million

Top Services Export Markets, 2023

1. Canada	\$528 million
2. United Kingdom	\$111 million
3. Germany	\$53 million
4. Ireland	\$50 million
9. China	\$37 million

Top Services Exports to China, 2023

1. Misc. freight & port services	\$12 million
2. Royalties from industrial processes	\$6.1 million
3. Misc. business, prof. & tech. services	\$3.1 million
4. Arch., eng. & other tech. services	\$2.9 million
5. Personal travel & tourism	\$2.7 million

Michigan's 10th District Exports to China

Michigan's 10th District goods and services exports to China supported **1,180** American jobs in 2023.

Goods

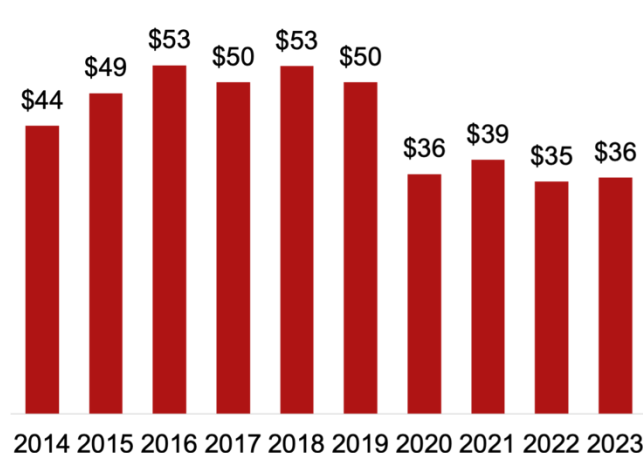
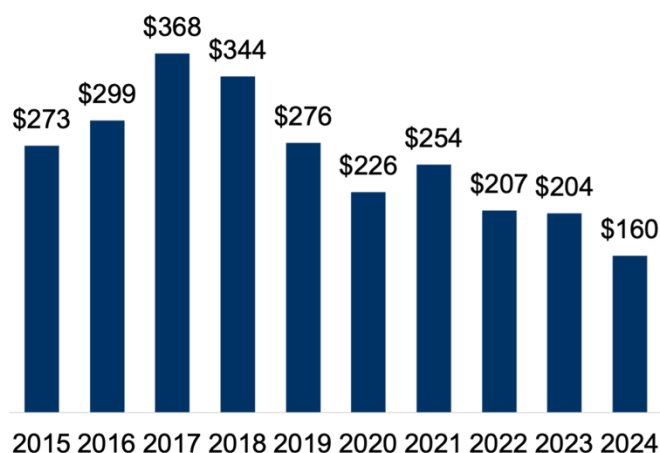
(\$ million)

Change (2023-2024): **-21%**

Services

(\$ million)

Growth (2022-2023): **2%**



3% of MI-10 global goods exports went to China in 2024

4% of MI-10 global services exports went to China in 2023

Top Goods Export Markets, 2024

1. Canada	\$1.9 billion
2. Mexico	\$1.6 billion
3. China	\$160 million
4. Thailand	\$146 million
5. Germany	\$109 million

Top Goods Exports to China, 2024

1. Motor vehicle parts	\$75 million
2. Misc. general purpose machinery	\$15 million
3. Electrical equipment	\$8.8 million
4. Engines & turbines	\$7.4 million
5. Motor vehicles	\$5.5 million

Top Services Export Markets, 2023

1. Canada	\$84 million
2. Mexico	\$65 million
3. Ireland	\$63 million
4. United Kingdom	\$57 million
8. China	\$36 million

Top Services Exports to China, 2023

1. Royalties from industrial processes	\$7.8 million
2. Arch., eng. & other tech. services	\$5.8 million
3. Equip. installation & maintenance	\$4.7 million
4. Misc. business, prof. & tech. services	\$4.4 million
5. Personal travel & tourism	\$3.4 million

Michigan's 11th District Exports to China

Michigan's 11th District goods and services exports to China supported **1,200** American jobs in 2023.

Goods

(\$ million)

Change (2023-2024): **-15%**

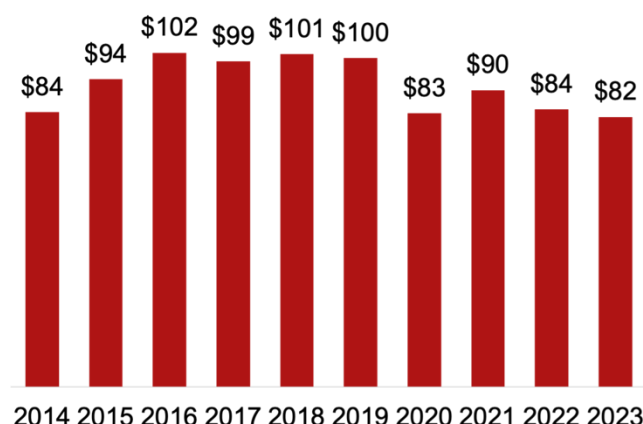


4% of MI-11 global goods exports went to China in 2024

Services

(\$ million)

Change (2022-2023): **-3%**



4% of MI-11 global services exports went to China in 2023

Top Goods Export Markets, 2024

1. Mexico	\$1.0 billion
2. Canada	\$850 million
3. China	\$133 million
4. Germany	\$104 million
5. Thailand	\$97 million

Top Goods Exports to China, 2024

1. Motor vehicle parts	\$43 million
2. Misc. general purpose machinery	\$11 million
3. Navigational & meas. instruments	\$9.0 million
4. Basic chemicals	\$7.5 million
5. Electrical equipment	\$7.0 million

Top Services Export Markets, 2023

1. Canada	\$193 million
2. Ireland	\$184 million
3. United Kingdom	\$144 million
4. Switzerland	\$132 million
8. China	\$82 million

Top Services Exports to China, 2023

1. Royalties from industrial processes	\$19 million
2. Education	\$12 million
3. Arch., eng. & other tech. services	\$8.3 million
4. Misc. business, prof. & tech. services	\$7.8 million
5. Trademark royalties	\$4.4 million

Michigan's 12th District Exports to China

Michigan's 12th District goods and services exports to China supported **1,440** American jobs in 2023.

Goods

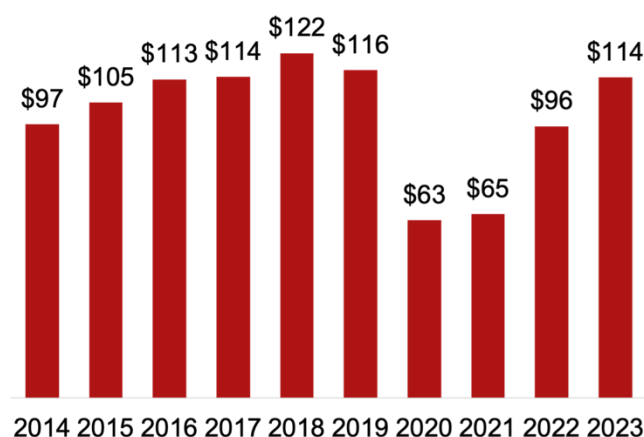
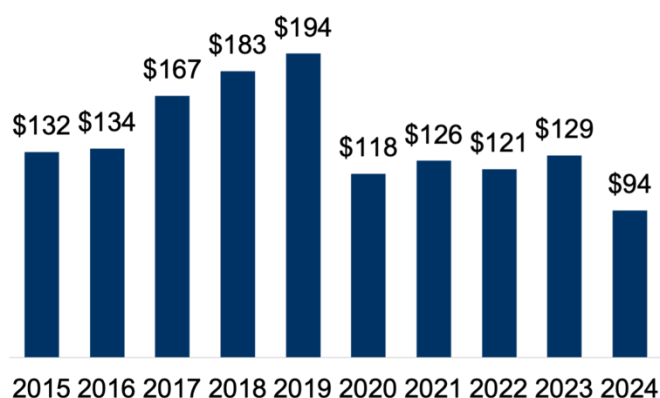
(\$ million)

Change (2023-2024): **-27%**

Services

(\$ million)

Growth (2022-2023): **18%**



3% of MI-12 global goods exports went to China in 2024

7% of MI-12 global services exports went to China in 2023

Top Goods Export Markets, 2024

1. Canada	\$1.4 billion
2. Mexico	\$739 million
3. China	\$94 million
4. Germany	\$67 million
5. Australia	\$63 million

Top Goods Exports to China, 2024

1. Motor vehicle parts	\$20 million
2. Engines & turbines	\$18 million
3. Scrap products	\$6.2 million
4. Motor vehicles	\$5.9 million
5. Basic chemicals	\$5.6 million

Top Services Export Markets, 2023

1. Canada	\$152 million
2. United Kingdom	\$121 million
3. Ireland	\$116 million
4. China	\$114 million
5. Mexico	\$97 million

Top Services Exports to China, 2023

1. Education	\$64 million
2. Royalties from industrial processes	\$9.2 million
3. Personal travel & tourism	\$7.1 million
4. Passenger fares	\$5.9 million
5. Misc. business, prof. & tech. services	\$4.0 million

Michigan's 13th District Exports to China

Michigan's 13th District goods and services exports to China supported **950** American jobs in 2023.

Goods

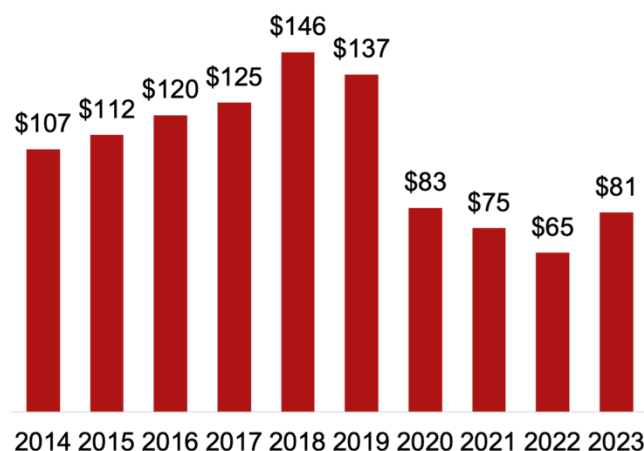
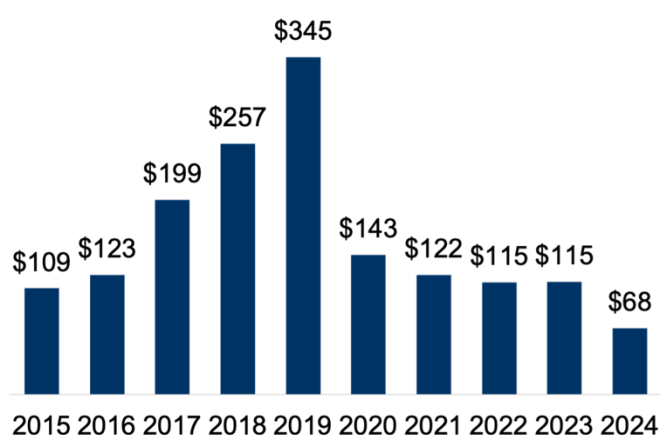
(\$ million)

Change (2023-2024): **-41%**

Services

(\$ million)

Growth (2022-2023): **25%**



2% of MI-13 global goods exports went to China in 2024

3% of MI-13 global services exports went to China in 2023

Top Goods Export Markets, 2024

1. Canada	\$2.6 billion
2. Mexico	\$595 million
3. Australia	\$132 million
4. China	\$68 million
5. United Arab Emirates	\$64 million

Top Goods Exports to China, 2024

1. Motor vehicles	\$16 million
2. Motor vehicle parts	\$7.4 million
3. Basic chemicals	\$5.7 million
4. Resins & synthetic fibers	\$5.5 million
5. Engines & turbines	\$5.5 million

Top Services Export Markets, 2023

1. Canada	\$783 million
2. Germany	\$132 million
3. United Kingdom	\$117 million
4. Korea	\$101 million
8. China	\$81 million

Top Services Exports to China, 2023

1. Education	\$22 million
2. Misc. freight & port services	\$18 million
3. Personal travel & tourism	\$8.0 million
4. Passenger fares	\$7.3 million
5. Royalties from industrial processes	\$4.6 million