



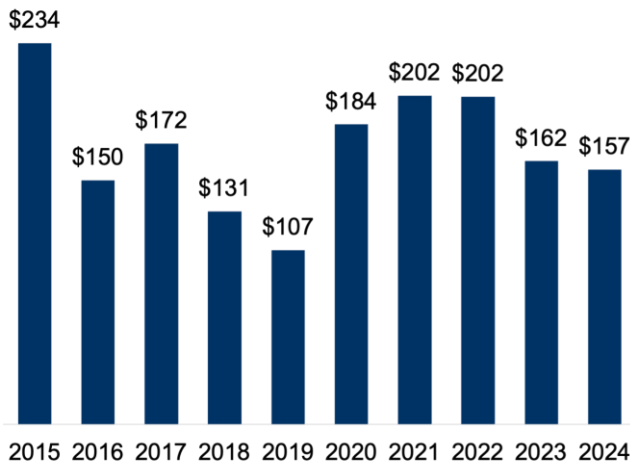
# Montana's Exports to China

Montana's goods and services exports to China supported **1,290** American jobs in 2023.

## Goods

(\$ million)

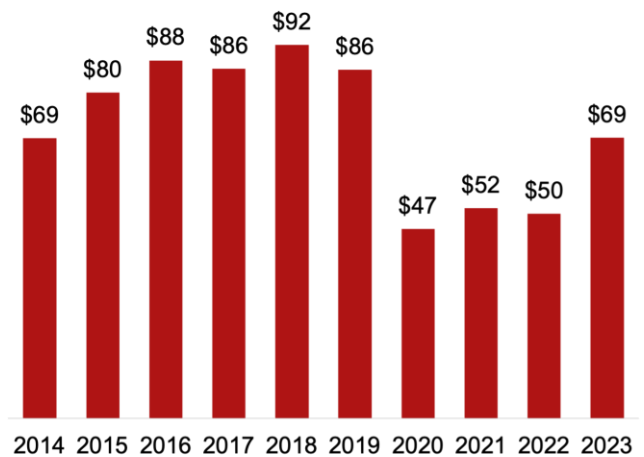
Change (2023-2024): **-3%**



## Services

(\$ million)

Growth (2022-2023): **37%**



**6%** of Montana's global goods exports went to China in 2024

**5%** of Montana's global services exports went to China in 2023

### Top Goods Export Markets, 2024

1. Canada	\$832 million
2. Korea	\$294 million
3. Japan	\$218 million
4. China	\$157 million
5. Belgium	\$99 million

### Top Goods Exports to China, 2024

1. Oilseeds & grains	\$69 million
2. Basic chemicals	\$32 million
3. Pharmaceuticals & medicines	\$13 million
4. Industrial machinery	\$7.9 million
5. Nonferrous metal products	\$7.5 million

### Top Services Export Markets, 2023

1. Canada	\$254 million
2. United Kingdom	\$142 million
3. Mexico	\$109 million
4. China	\$69 million
5. India	\$61 million

### Top Services Exports to China, 2023

1. Personal travel & tourism	\$18 million
2. Education	\$15 million
3. Misc. personal & recreational	\$5.8 million
4. Business travel	\$5.7 million
5. Misc. financial services	\$5.3 million

# Montana's 1<sup>st</sup> District Exports to China

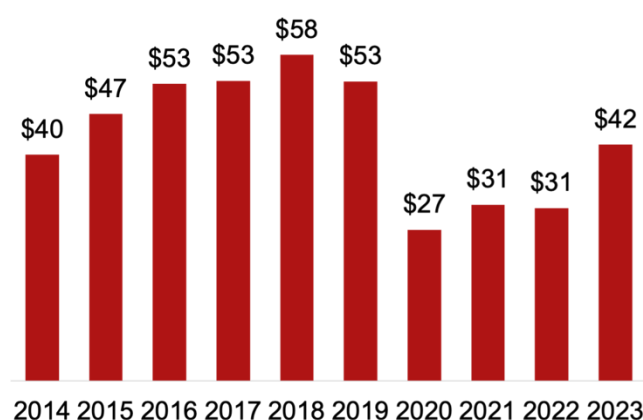
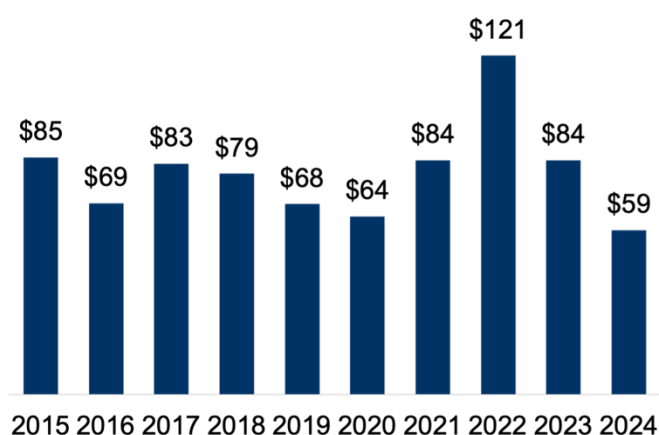
Montana's 1<sup>st</sup> District goods and services exports to China supported **660** American jobs in 2023.

## Goods (\$ million)

Change (2023-2024): **-30%**

## Services (\$ million)

Growth (2022-2023): **37%**



**5%** of MT-1 global goods exports went to China in 2024

**6%** of MT-1 global services exports went to China in 2023

### Top Goods Export Markets, 2024

1. Canada	\$272 million
2. Korea	\$135 million
3. Japan	\$74 million
4. Denmark	\$70 million
6. China	\$59 million

### Top Goods Exports to China, 2024

1. Basic chemicals	\$16 million
2. Nonferrous metal products	\$7.5 million
3. Pharmaceuticals & medicines	\$7.1 million
4. Industrial machinery	\$6.4 million
5. Misc. manufactured commodities	\$5.2 million

### Top Services Export Markets, 2023

1. Canada	\$90 million
2. United Kingdom	\$73 million
3. Mexico	\$61 million
4. China	\$42 million
5. India	\$38 million

### Top Services Exports to China, 2023

1. Education	\$12 million
2. Personal travel & tourism	\$10 million
3. Misc. personal & recreational	\$3.6 million
4. Business travel	\$3.4 million
5. Misc. financial services	\$2.3 million

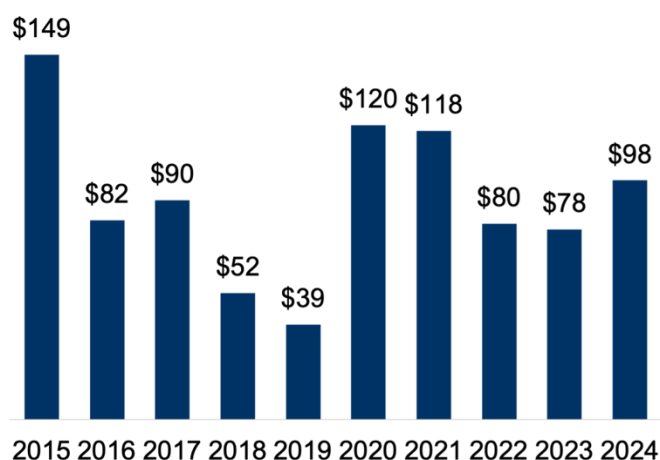
# Montana's 2<sup>nd</sup> District Exports to China

Montana's 2<sup>nd</sup> District goods and services exports to China supported **630** American jobs in 2023.

## Goods

(\$ million)

Growth (2023-2024): **26%**

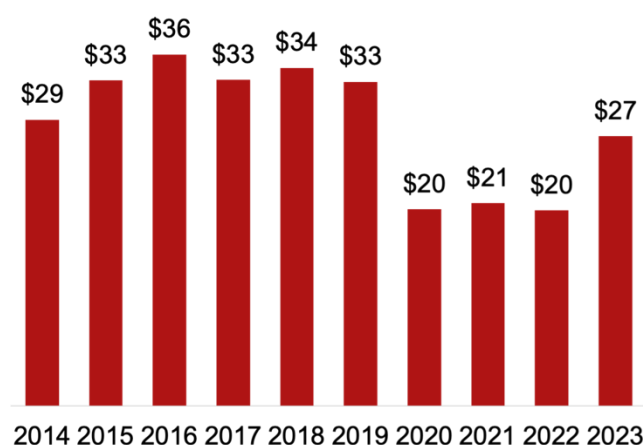


**6% of MT-2 global goods exports went to China in 2024**

## Services

(\$ million)

Growth (2022-2023): **38%**



**4% of MT-2 global services exports went to China in 2023**

### Top Goods Export Markets, 2024

1. Canada	\$560 million
2. Korea	\$159 million
3. Japan	\$144 million
4. China	\$98 million
5. Philippines	\$67 million

### Top Goods Exports to China, 2024

1. Oilseeds & grains	\$67 million
2. Basic chemicals	\$16 million
3. Pharmaceuticals & medicines	\$6.2 million
4. Misc. crops	\$2.5 million
5. Misc. manufactured commodities	\$2.3 million

### Top Services Export Markets, 2023

1. Canada	\$163 million
2. United Kingdom	\$69 million
3. Mexico	\$49 million
4. China	\$27 million
5. Germany	\$27 million

### Top Services Exports to China, 2023

1. Personal travel & tourism	\$7.3 million
2. Misc. financial services	\$3.0 million
3. Education	\$2.4 million
4. Business travel	\$2.3 million
5. Misc. personal & recreational	\$2.2 million