

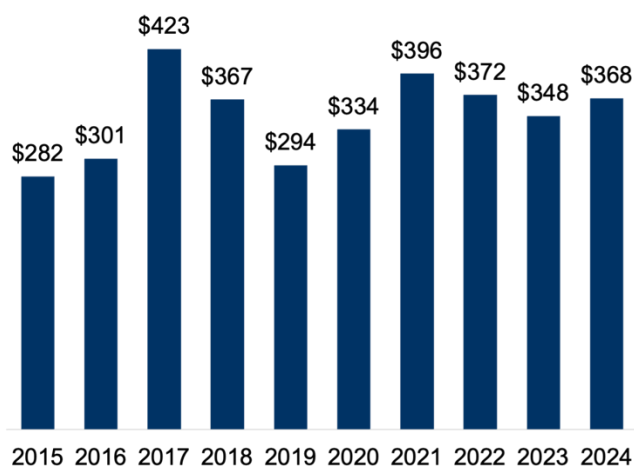
New Hampshire's Exports to China

New Hampshire's goods and services exports to China supported **3,270** American jobs in 2023.

Goods

(\$ million)

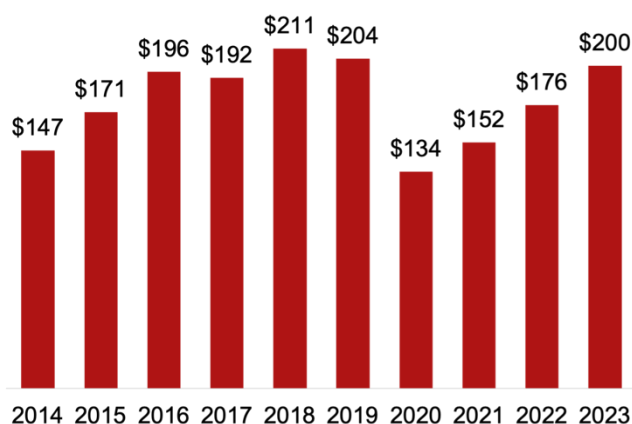
Growth (2023-2024): **6%**



Services

(\$ million)

Growth (2022-2023): **14%**



5% of New Hampshire's global goods exports went to China in 2024

5% of New Hampshire's global services exports went to China in 2023

Top Goods Export Markets, 2024

1. Germany	\$1.4 billion
2. Canada	\$1.1 billion
3. Mexico	\$613 million
4. Japan	\$383 million
5. China	\$368 million

Top Goods Exports to China, 2024

1. Computer equipment	\$59 million
2. Marine products	\$53 million
3. Metalworking machinery	\$48 million
4. Plastics products	\$26 million
5. Navigational & meas. instruments	\$22 million

Top Services Export Markets, 2023

1. Ireland	\$433 million
2. Canada	\$365 million
3. United Kingdom	\$304 million
4. Switzerland	\$249 million
6. China	\$200 million

Top Services Exports to China, 2023

1. Education	\$58 million
2. Personal travel & tourism	\$28 million
3. Royalties from industrial processes	\$21 million
4. Misc. personal & recreational	\$17 million
5. Software distribution royalties	\$12 million

New Hampshire's 1st District Exports to China

New Hampshire's 1st District goods and services exports to China supported **1,380** American jobs in 2023.

Goods

(\$ million)

Growth (2023-2024): **7%**

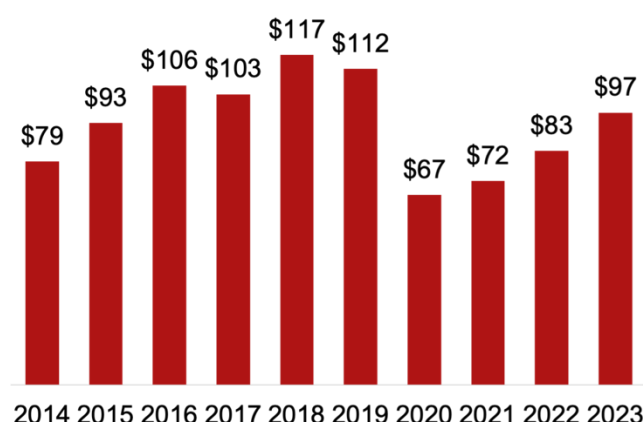


5% of NH-1 global goods exports went to China in 2024

Services

(\$ million)

Growth (2022-2023): **16%**



4% of NH-1 global services exports went to China in 2023

Top Goods Export Markets, 2024

1. Germany	\$726 million
2. Canada	\$551 million
3. Mexico	\$273 million
4. China	\$155 million
5. Italy	\$144 million

Top Goods Exports to China, 2024

1. Marine products	\$44 million
2. Computer equipment	\$22 million
3. Plastics products	\$11 million
4. Pharmaceuticals & medicines	\$9.5 million
5. Aerospace products & parts	\$8.5 million

Top Services Export Markets, 2023

1. Ireland	\$233 million
2. Canada	\$220 million
3. United Kingdom	\$180 million
4. Switzerland	\$135 million
8. China	\$97 million

Top Services Exports to China, 2023

1. Personal travel & tourism	\$17 million
2. Education	\$15 million
3. Royalties from industrial processes	\$11 million
4. Misc. personal & recreational	\$9.2 million
5. Computer software services	\$6.5 million

New Hampshire's 2nd District Exports to China

New Hampshire's 2nd District goods and services exports to China supported **1,890** American jobs in 2023.

Goods

(\$ million)

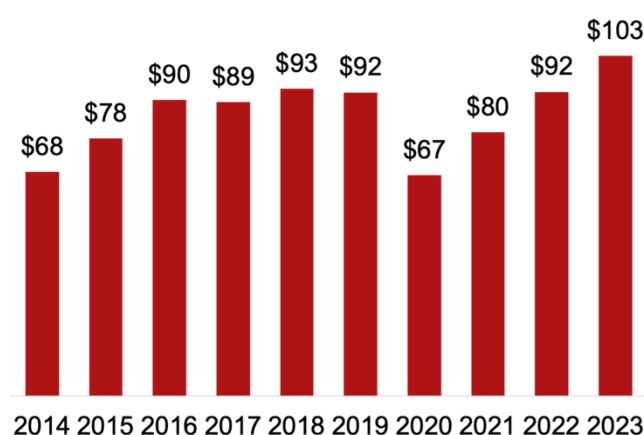
Growth (2023-2024): **5%**



Services

(\$ million)

Growth (2022-2023): **12%**



6% of NH-2 global goods exports went to China in 2024

6% of NH-2 global services exports went to China in 2023

Top Goods Export Markets, 2024

1. Germany	\$634 million
2. Canada	\$563 million
3. Mexico	\$340 million
4. Japan	\$272 million
5. China	\$214 million

Top Goods Exports to China, 2024

1. Metalworking machinery	\$44 million
2. Computer equipment	\$37 million
3. Navigational & meas. instruments	\$16 million
4. Plastics products	\$15 million
5. Misc. general purpose machinery	\$14 million

Top Services Export Markets, 2023

1. Ireland	\$201 million
2. Canada	\$145 million
3. United Kingdom	\$125 million
4. Switzerland	\$114 million
5. China	\$103 million

Top Services Exports to China, 2023

1. Education	\$43 million
2. Personal travel & tourism	\$11 million
3. Royalties from industrial processes	\$11 million
4. Misc. personal & recreational	\$8.0 million
5. Software distribution royalties	\$5.6 million