

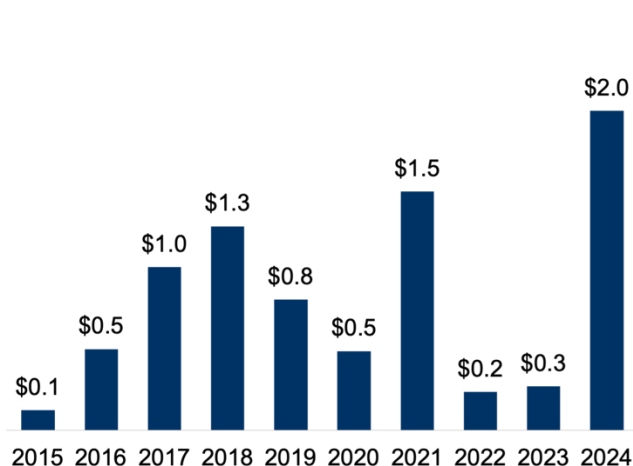
# New Mexico's Exports to China

New Mexico's goods and services exports to China supported **1,820** American jobs in 2023.

## Goods

(\$ billion)

Growth (2023-2024): **632%**

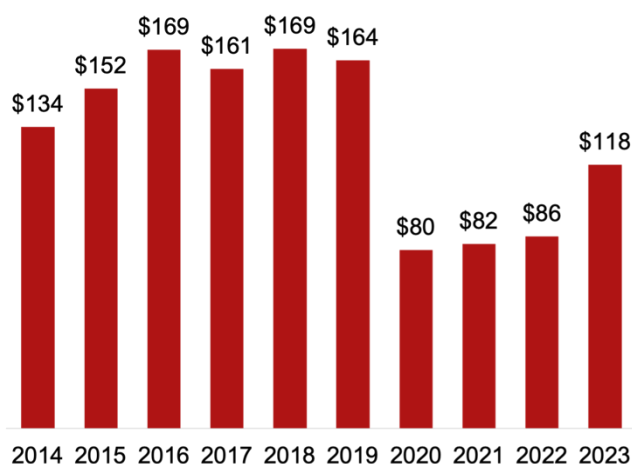


**17%** of New Mexico's global goods exports went to China in 2024

## Services

(\$ million)

Growth (2022-2023): **38%**



**4%** of New Mexico's global services exports went to China in 2023

### Top Goods Export Markets, 2024

1. Mexico	\$6.9 billion
2. China	\$2.0 billion
3. Malaysia	\$1.5 billion
4. Taiwan	\$256 million
5. Vietnam	\$218 million

### Top Goods Exports to China, 2024

1. Semiconductors & components	\$1.7 billion
2. Medical equipment & supplies	\$62 million
3. Misc. chemical preparations	\$50 million
4. Dairy products	\$38 million
5. Computer equipment	\$23 million

### Top Services Export Markets, 2023

1. United Kingdom	\$299 million
2. Canada	\$275 million
3. Ireland	\$203 million
4. Mexico	\$188 million
7. China	\$118 million

### Top Services Exports to China, 2023

1. Personal travel & tourism	\$30 million
2. Education	\$26 million
3. Business travel	\$10 million
4. Audio/visual services	\$9.0 million
5. Equip. installation & maintenance	\$6.7 million

# New Mexico's 1<sup>st</sup> District Exports to China

New Mexico's 1<sup>st</sup> District goods and services exports to China supported **840** American jobs in 2023.

## Goods

(\$ billion)

Growth (2023-2024): **1,293%**

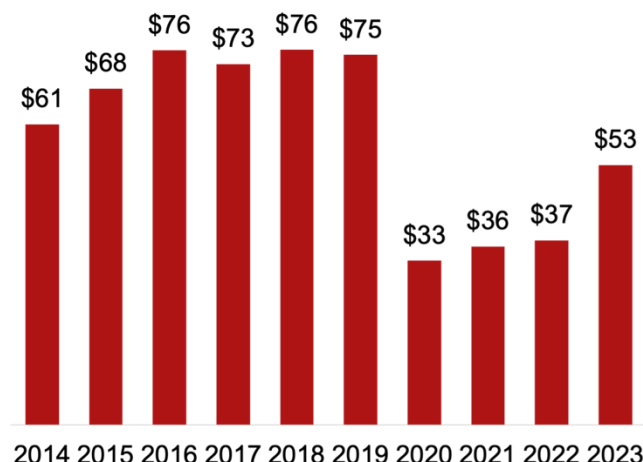


**20%** of NM-1 global goods exports went to China in 2024

## Services

(\$ million)

Growth (2022-2023): **41%**



**4%** of NM-1 global services exports went to China in 2023

### Top Goods Export Markets, 2024

1. Mexico	\$4.7 billion
2. China	\$1.7 billion
3. Malaysia	\$1.3 billion
4. Taiwan	\$209 million
5. Vietnam	\$193 million

### Top Goods Exports to China, 2024

1. Semiconductors & components	\$1.6 billion
2. Medical equipment & supplies	\$44 million
3. Computer equipment	\$19 million
4. Magnetic & optical media	\$6.9 million
5. Dairy products	\$5.5 million

### Top Services Export Markets, 2023

1. United Kingdom	\$133 million
2. Ireland	\$130 million
3. Canada	\$124 million
4. Singapore	\$100 million
8. China	\$53 million

### Top Services Exports to China, 2023

1. Personal travel & tourism	\$14 million
2. Education	\$13 million
3. Business travel	\$4.7 million
4. Misc. business, prof. & tech. services	\$3.6 million
5. Audio/visual services	\$3.0 million

# New Mexico's 2<sup>nd</sup> District Exports to China

New Mexico's 2<sup>nd</sup> District goods and services exports to China supported **580** American jobs in 2023.

## Goods

(\$ million)

Growth (2023-2024): **45%**

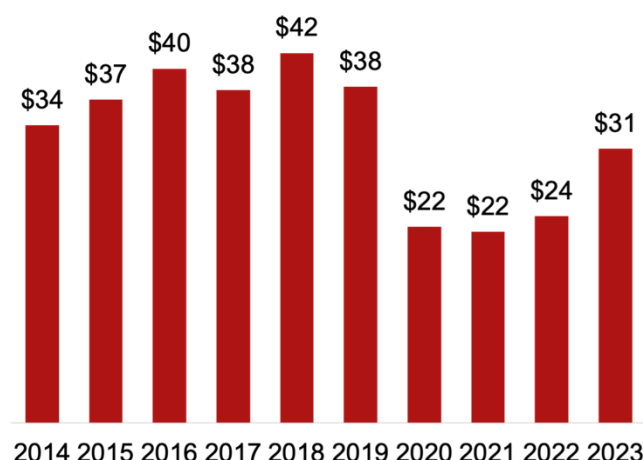


**7%** of NM-2 global goods exports went to China in 2024

## Services

(\$ million)

Growth (2022-2023): **33%**



**6%** of NM-2 global services exports went to China in 2023

## Top Goods Export Markets, 2024

1. Mexico	\$1.3 billion
2. China	\$139 million
3. Malaysia	\$101 million
4. Canada	\$60 million
5. Korea	\$35 million

## Top Goods Exports to China, 2024

1. Semiconductors & components	\$81 million
2. Misc. chemical preparations	\$16 million
3. Medical equipment & supplies	\$14 million
4. Magnetic & optical media	\$5.6 million
5. Animal foods	\$3.6 million

## Top Services Export Markets, 2023

1. United Kingdom	\$61 million
2. Canada	\$60 million
3. Mexico	\$45 million
4. China	\$31 million
5. India	\$27 million

## Top Services Exports to China, 2023

1. Education	\$9.8 million
2. Personal travel & tourism	\$6.4 million
3. Equip. installation & maintenance	\$2.2 million
4. Business travel	\$2.2 million
5. Audio/visual services	\$2.0 million

# New Mexico's 3<sup>rd</sup> District Exports to China

New Mexico's 3<sup>rd</sup> District goods and services exports to China supported **390** American jobs in 2023.

## Goods

(\$ million)

Growth (2023-2024): **171%**

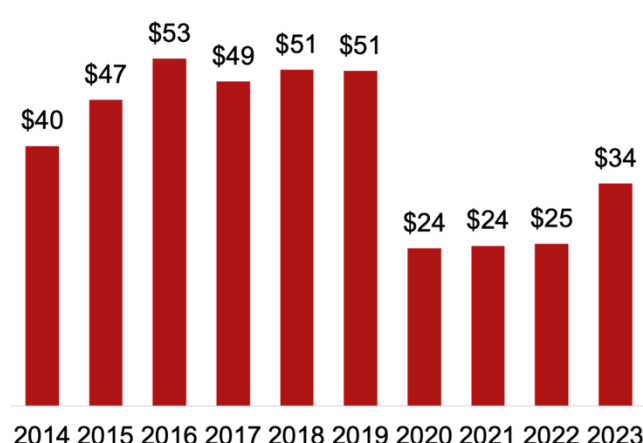


**10%** of NM-3 global goods exports went to China in 2024

## Services

(\$ million)

Growth (2022-2023): **37%**



**4%** of NM-3 global services exports went to China in 2023

### Top Goods Export Markets, 2024

1. Mexico	\$975 million
2. China	\$142 million
3. Malaysia	\$65 million
4. Korea	\$51 million
5. Canada	\$47 million

### Top Goods Exports to China, 2024

1. Semiconductors & components	\$56 million
2. Misc. chemical preparations	\$33 million
3. Dairy products	\$31 million
4. Scrap products	\$4.3 million
5. Medical equipment & supplies	\$3.8 million

### Top Services Export Markets, 2023

1. United Kingdom	\$104 million
2. Canada	\$91 million
3. Mexico	\$61 million
4. Ireland	\$55 million
8. China	\$34 million

### Top Services Exports to China, 2023

1. Personal travel & tourism	\$9.6 million
2. Audio/visual services	\$4.0 million
3. Equip. installation & maintenance	\$3.7 million
4. Education	\$3.4 million
5. Business travel	\$3.2 million