



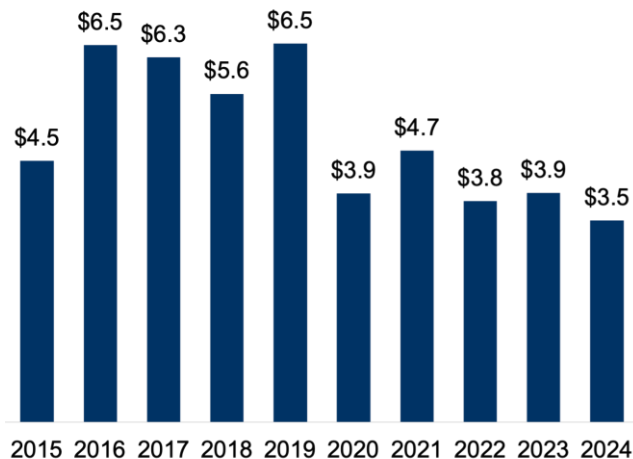
# South Carolina's Exports to China

South Carolina's goods and services exports to China supported **17,640** American jobs in 2023.

## Goods

(\$ billion)

Change (2023-2024): **-12%**

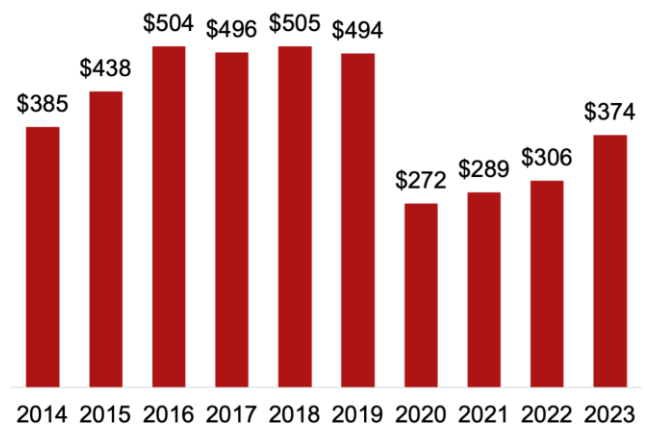


**9%** of South Carolina's global goods exports went to China in 2024

## Services

(\$ million)

Growth (2022-2023): **22%**



**5%** of South Carolina's global services exports went to China in 2023

### Top Goods Export Markets, 2024

1. Germany	\$5.0 billion
2. Canada	\$4.2 billion
3. Mexico	\$3.6 billion
4. China	\$3.5 billion
5. Korea	\$2.7 billion

### Top Goods Exports to China, 2024

1. Motor vehicles	\$941 million
2. Resins & synthetic fibers	\$407 million
3. Motor vehicle parts	\$216 million
4. Motor vehicle bodies & trailers	\$188 million
5. Navigational & meas. instruments	\$158 million

### Top Services Export Markets, 2023

1. Canada	\$653 million
2. Germany	\$575 million
3. United Kingdom	\$530 million
4. Switzerland	\$458 million
7. China	\$374 million

### Top Services Exports to China, 2023

1. Personal travel & tourism	\$68 million
2. Education	\$66 million
3. Ocean freight & port services	\$51 million
4. Royalties from industrial processes	\$38 million
5. Business travel	\$23 million

# South Carolina's 1<sup>st</sup> District Exports to China

South Carolina's 1<sup>st</sup> District goods and services exports to China supported **1,430** American jobs in 2023.

## Goods

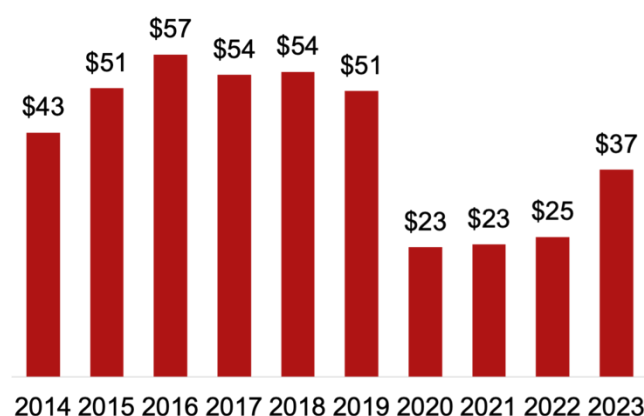
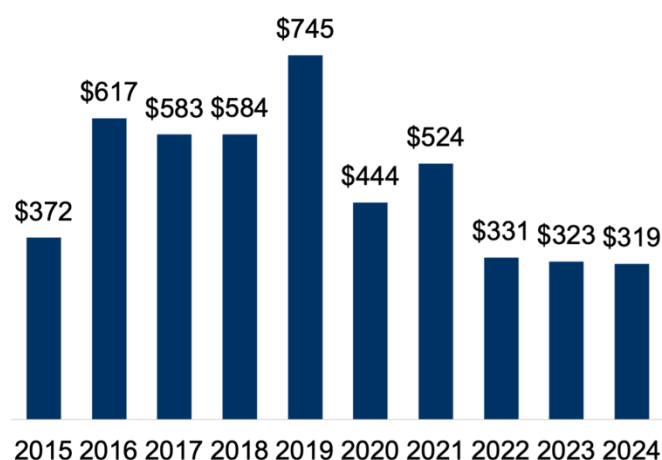
(\$ million)

Change (2023-2024): **-1%**

## Services

(\$ million)

Growth (2022-2023): **48%**



**8%** of SC-1 global goods exports went to China in 2024

**4%** of SC-1 global services exports went to China in 2023

### Top Goods Export Markets, 2024

1. Germany	\$815 million
2. Korea	\$394 million
3. China	\$319 million
4. Mexico	\$298 million
5. Canada	\$296 million

### Top Goods Exports to China, 2024

1. Motor vehicles	\$188 million
2. Resins & synthetic fibers	\$24 million
3. Boilers, tanks & containers	\$20 million
4. Basic chemicals	\$17 million
5. Pulp & paperboard mill products	\$12 million

### Top Services Export Markets, 2023

1. Canada	\$102 million
2. Mexico	\$73 million
3. United Kingdom	\$70 million
4. Ireland	\$56 million
6. China	\$37 million

### Top Services Exports to China, 2023

1. Personal travel & tourism	\$13 million
2. Business travel	\$4.3 million
3. Misc. business, prof. & tech. services	\$3.3 million
4. Misc. personal & recreational	\$2.5 million
5. Royalties from industrial processes	\$2.4 million

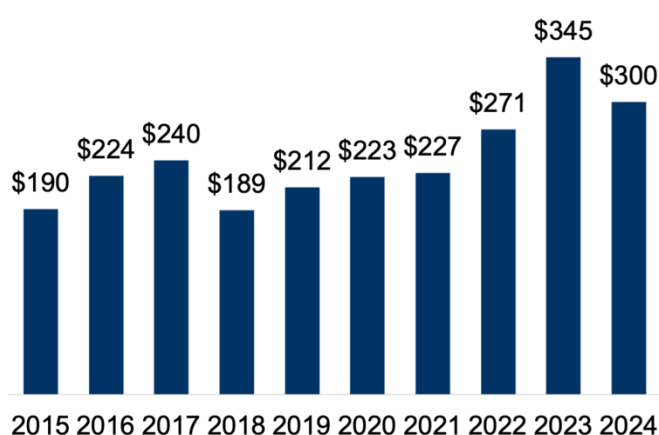
# South Carolina's 2<sup>nd</sup> District Exports to China

South Carolina's 2<sup>nd</sup> District goods and services exports to China supported **1,460** American jobs in 2023.

## Goods

(\$ million)

Change (2023-2024): **-13%**

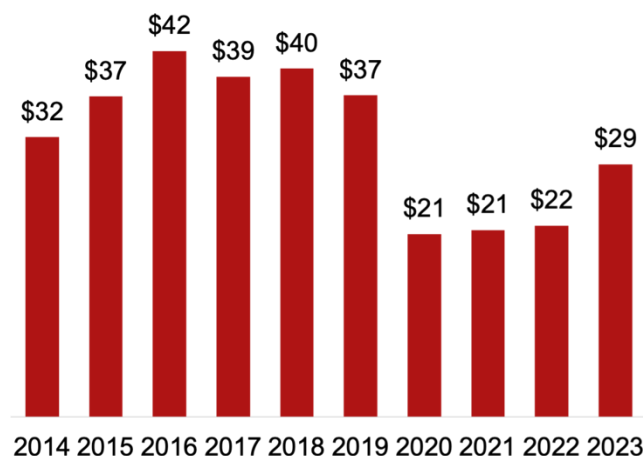


**10%** of SC-2 global goods exports went to China in 2024

## Services

(\$ million)

Growth (2022-2023): **32%**



**4%** of SC-2 global services exports went to China in 2023

### Top Goods Export Markets, 2024

1. Canada	\$474 million
2. Mexico	\$450 million
3. China	\$300 million
4. Germany	\$150 million
5. Australia	\$140 million

### Top Goods Exports to China, 2024

1. Resins & synthetic fibers	\$96 million
2. Rubber products	\$18 million
3. Boilers, tanks & containers	\$17 million
4. Animal foods	\$14 million
5. Hardware	\$12 million

### Top Services Export Markets, 2023

1. Canada	\$72 million
2. United Kingdom	\$66 million
3. Ireland	\$48 million
4. Mexico	\$46 million
8. China	\$29 million

### Top Services Exports to China, 2023

1. Personal travel & tourism	\$6.4 million
2. Royalties from industrial processes	\$4.1 million
3. Equip. installation & maintenance	\$3.1 million
4. Misc. business, prof. & tech. services	\$3.0 million
5. Business travel	\$2.2 million

# South Carolina's 3<sup>rd</sup> District Exports to China

South Carolina's 3<sup>rd</sup> District goods and services exports to China supported **3,240** American jobs in 2023.

## Goods

(\$ million)

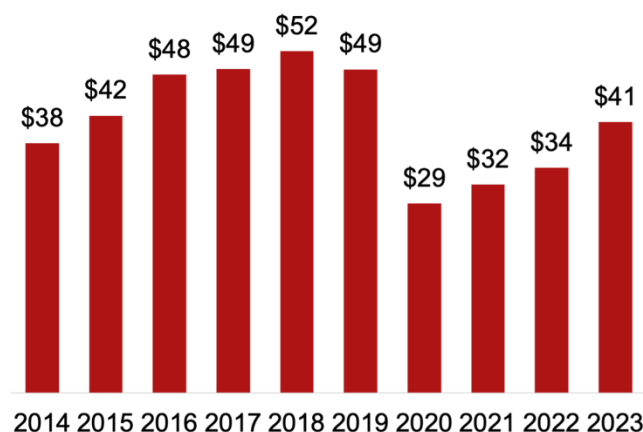
Change (2023-2024): **-15%**



## Services

(\$ million)

Growth (2022-2023): **20%**



**11%** of SC-3 global goods exports went to China in 2024

**8%** of SC-3 global services exports went to China in 2023

### Top Goods Export Markets, 2024

1. Canada	\$957 million
2. Mexico	\$776 million
3. China	\$622 million
4. Germany	\$487 million
5. Brazil	\$282 million

### Top Goods Exports to China, 2024

1. Motor vehicle parts	\$89 million
2. Navigational & meas. instruments	\$70 million
3. Motor vehicles	\$59 million
4. Resins & synthetic fibers	\$58 million
5. Misc. general purpose machinery	\$47 million

### Top Services Export Markets, 2023

1. Canada	\$47 million
2. Ireland	\$42 million
3. China	\$41 million
4. Switzerland	\$35 million
5. Mexico	\$30 million

### Top Services Exports to China, 2023

1. Education	\$20 million
2. Royalties from industrial processes	\$6.6 million
3. Personal travel & tourism	\$4.6 million
4. Equip. installation & maintenance	\$1.7 million
5. Misc. business, prof. & tech. services	\$1.7 million

# South Carolina's 4<sup>th</sup> District Exports to China

South Carolina's 4<sup>th</sup> District goods and services exports to China supported **4,940** American jobs in 2023.

## Goods

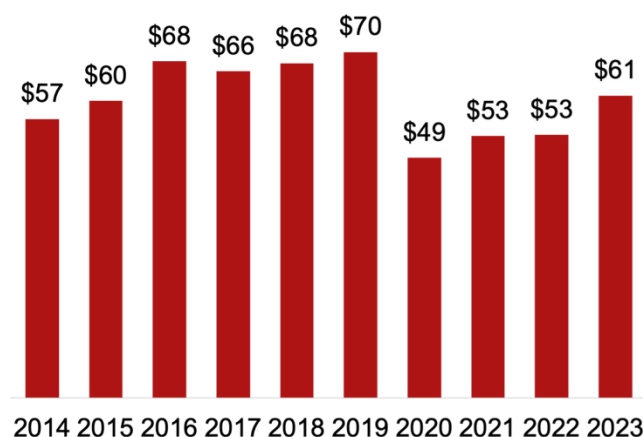
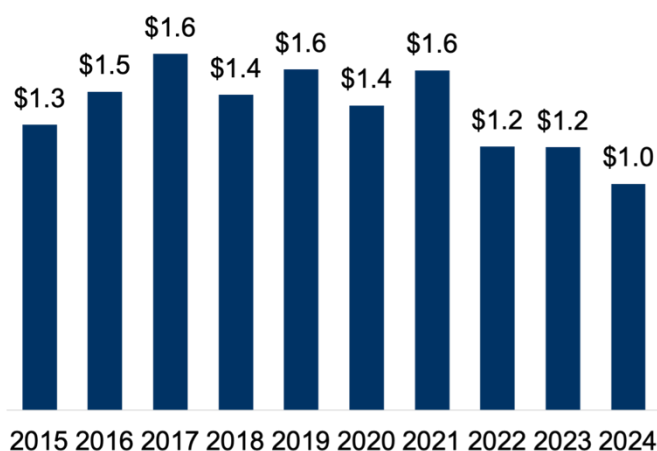
(\$ billion)

Change (2023-2024): **-14%**

## Services

(\$ million)

Growth (2022-2023): **15%**



**10%** of SC-4 global goods exports went to China in 2024

**5%** of SC-4 global services exports went to China in 2023

### Top Goods Export Markets, 2024

1. Germany	\$2.0 billion
2. Canada	\$1.1 billion
3. China	\$1.0 billion
4. Mexico	\$877 million
5. Korea	\$776 million

### Top Goods Exports to China, 2024

1. Motor vehicles	\$412 million
2. Motor vehicle bodies & trailers	\$134 million
3. Motor vehicle parts	\$93 million
4. Resins & synthetic fibers	\$81 million
5. Scrap products	\$46 million

### Top Services Export Markets, 2023

1. Ireland	\$121 million
2. Germany	\$121 million
3. Canada	\$106 million
4. United Kingdom	\$93 million
8. China	\$61 million

### Top Services Exports to China, 2023

1. Royalties from industrial processes	\$13 million
2. Education	\$8.1 million
3. Misc. business, prof. & tech. services	\$6.2 million
4. Credit-related services	\$5.4 million
5. Personal travel & tourism	\$5.2 million

# South Carolina's 5<sup>th</sup> District Exports to China

South Carolina's 5<sup>th</sup> District goods and services exports to China supported **2,480** American jobs in 2023.

## Goods

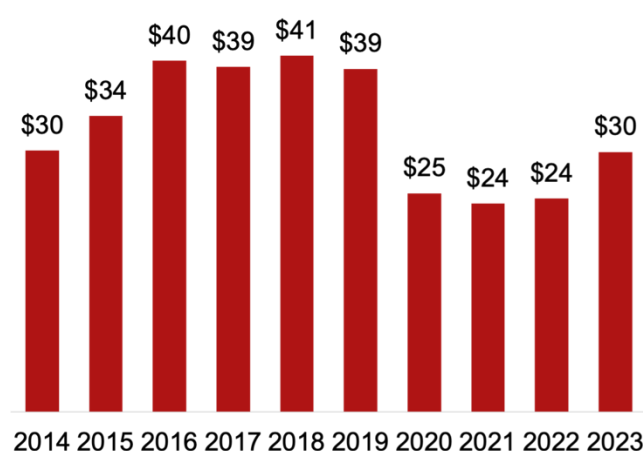
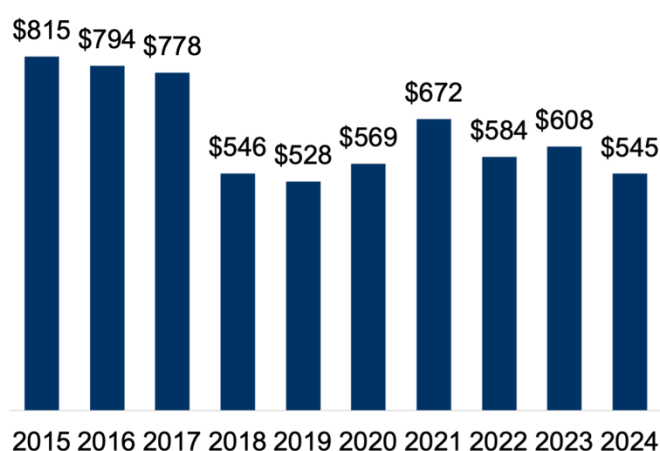
(\$ million)

Change (2023-2024): **-10%**

## Services

(\$ million)

Growth (2022-2023): **22%**



**11%** of SC-5 global goods exports went to China in 2024

**5%** of SC-5 global services exports went to China in 2023

### Top Goods Export Markets, 2024

1. Germany	\$779 million
2. Canada	\$568 million
3. China	\$545 million
4. Mexico	\$518 million
5. Belgium	\$278 million

### Top Goods Exports to China, 2024

1. Motor vehicles	\$145 million
2. Resins & synthetic fibers	\$73 million
3. Navigational & meas. instruments	\$41 million
4. Basic chemicals	\$33 million
5. Motor vehicle bodies & trailers	\$30 million

### Top Services Export Markets, 2023

1. Canada	\$62 million
2. Ireland	\$60 million
3. United Kingdom	\$48 million
4. Switzerland	\$41 million
7. China	\$30 million

### Top Services Exports to China, 2023

1. Royalties from industrial processes	\$5.4 million
2. Personal travel & tourism	\$5.1 million
3. Credit-related services	\$3.2 million
4. Equip. installation & maintenance	\$3.1 million
5. Education	\$1.9 million

# South Carolina's 6<sup>th</sup> District Exports to China

South Carolina's 6<sup>th</sup> District goods and services exports to China supported **2,490** American jobs in 2023.

## Goods

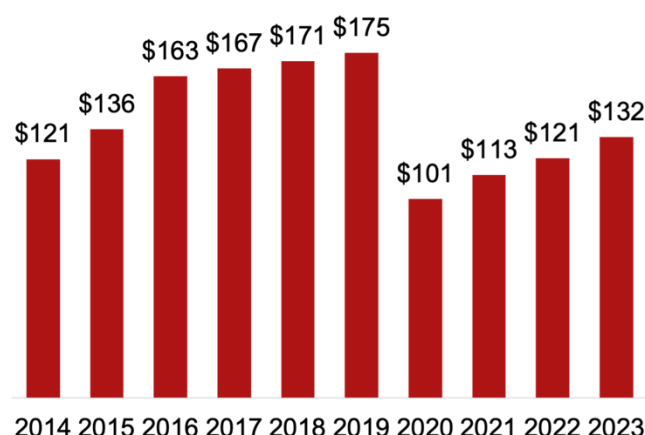
(\$ billion)

Change (2023-2024): **-10%**

## Services

(\$ million)

Growth (2022-2023): **9%**



**5%** of SC-6 global goods exports went to China in 2024

**5%** of SC-6 global services exports went to China in 2023

### Top Goods Export Markets, 2024

1. Korea	\$819 million
2. United Kingdom	\$778 million
3. Japan	\$651 million
4. Singapore	\$611 million
7. China	\$373 million

### Top Goods Exports to China, 2024

1. Motor vehicles	\$59 million
2. Pulp & paperboard mill products	\$45 million
3. Resins & synthetic fibers	\$37 million
4. Basic chemicals	\$34 million
5. Oilseeds & grains	\$26 million

### Top Services Export Markets, 2023

1. Germany	\$321 million
2. Switzerland	\$194 million
3. Canada	\$155 million
4. United Kingdom	\$153 million
5. China	\$132 million

### Top Services Exports to China, 2023

1. Ocean freight & port services	\$51 million
2. Education	\$30 million
3. Personal travel & tourism	\$16 million
4. Business travel	\$5.4 million
5. Royalties from industrial processes	\$4.8 million

# South Carolina's 7<sup>th</sup> District Exports to China

South Carolina's 7<sup>th</sup> District goods and services exports to China supported **1,620** American jobs in 2023.

## Goods

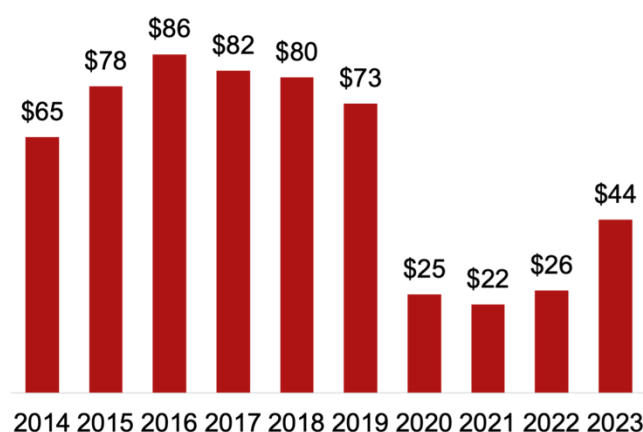
(\$ million)

Change (2023-2024): **-12%**

## Services

(\$ million)

Growth (2022-2023): **70%**



**10%** of SC-7 global goods exports went to China in 2024

**5%** of SC-7 global services exports went to China in 2023

### Top Goods Export Markets, 2024

1. Mexico	\$388 million
2. Germany	\$366 million
3. Canada	\$325 million
4. China	\$272 million
5. Korea	\$125 million

### Top Goods Exports to China, 2024

1. Motor vehicles	\$66 million
2. Resins & synthetic fibers	\$37 million
3. Pulp & paperboard mill products	\$23 million
4. Oilseeds & grains	\$23 million
5. Misc. fabricated metal products	\$14 million

### Top Services Export Markets, 2023

1. Canada	\$110 million
2. Mexico	\$87 million
3. United Kingdom	\$72 million
4. China	\$44 million
5. India	\$43 million

### Top Services Exports to China, 2023

1. Personal travel & tourism	\$18 million
2. Business travel	\$6.2 million
3. Education	\$4.5 million
4. Credit-related services	\$3.0 million
5. Misc. personal & recreational	\$2.6 million