

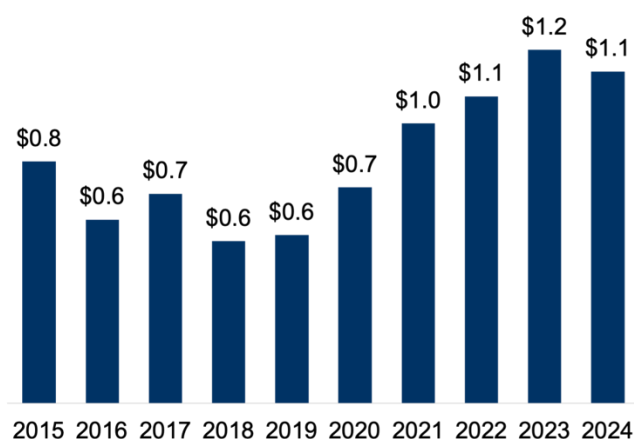
Utah's Exports to China

Utah's goods and services exports to China supported **7,450** American jobs in 2023.

Goods

(\$ billion)

Change (2023-2024): **-6%**

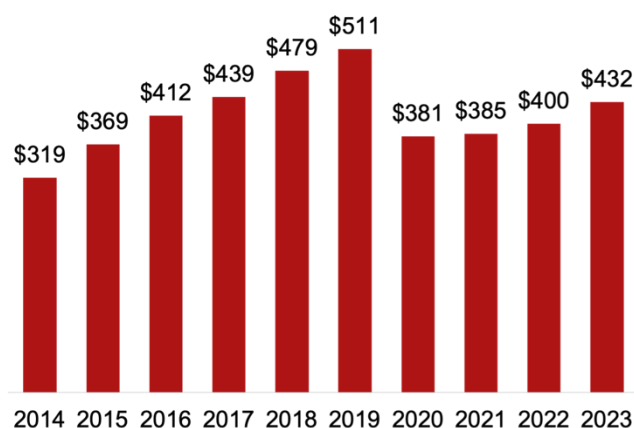


6% of Utah's global goods exports went to China in 2024

Services

(\$ million)

Growth (2022-2023): **8%**



4% of Utah's global services exports went to China in 2023

Top Goods Export Markets, 2024

1. United Kingdom	\$7.9 billion
2. Canada	\$1.4 billion
3. China	\$1.1 billion
4. Mexico	\$1.1 billion
5. Japan	\$667 million

Top Goods Exports to China, 2024

1. Meat products	\$220 million
2. Metal ores	\$160 million
3. Pharmaceuticals & medicines	\$114 million
4. Navigational & meas. instruments	\$105 million
5. Semiconductors & components	\$80 million

Top Services Export Markets, 2023

1. United Kingdom	\$1.1 billion
2. Ireland	\$895 million
3. Canada	\$699 million
4. Mexico	\$449 million
5. China	\$432 million

Top Services Exports to China, 2023

1. Education	\$109 million
2. Credit-related services	\$70 million
3. Software distribution royalties	\$42 million
4. Personal travel & tourism	\$26 million
5. Misc. financial services	\$24 million

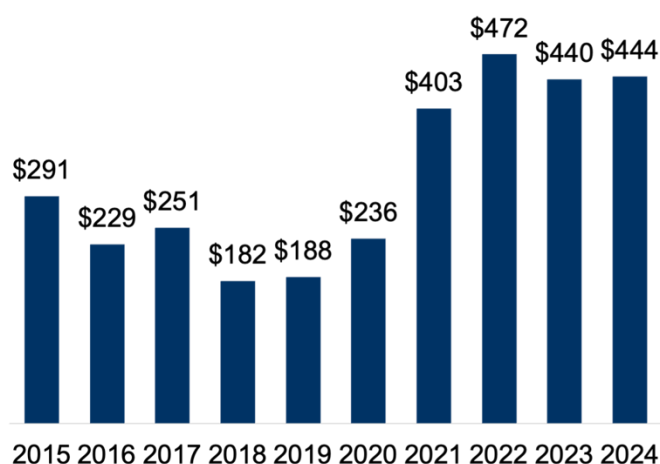
Utah's 1st District Exports to China

Utah's 1st District goods and services exports to China supported **2,910** American jobs in 2023.

Goods

(\$ million)

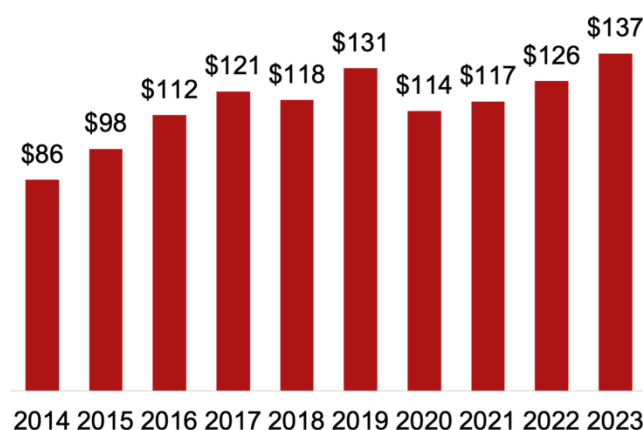
Growth (2023-2024): **1%**



Services

(\$ million)

Growth (2022-2023): **9%**



7% of UT-1 global goods exports went to China in 2024

7% of UT-1 global services exports went to China in 2023

Top Goods Export Markets, 2024

1. United Kingdom	\$2.8 billion
2. Mexico	\$517 million
3. Canada	\$489 million
4. China	\$444 million
5. Brazil	\$273 million

Top Goods Exports to China, 2024

1. Meat products	\$169 million
2. Navigational & meas. instruments	\$48 million
3. Basic chemicals	\$28 million
4. Semiconductors & components	\$28 million
5. Pharmaceuticals & medicines	\$26 million

Top Services Export Markets, 2023

1. Ireland	\$189 million
2. United Kingdom	\$176 million
3. Canada	\$147 million
4. China	\$137 million
5. India	\$110 million

Top Services Exports to China, 2023

1. Education	\$73 million
2. Credit-related services	\$10 million
3. Software distribution royalties	\$8.5 million
4. Misc. financial services	\$7.5 million
5. Personal travel & tourism	\$6.2 million

Utah's 2nd District Exports to China

Utah's 2nd District goods and services exports to China supported **1,880** American jobs in 2023.

Goods

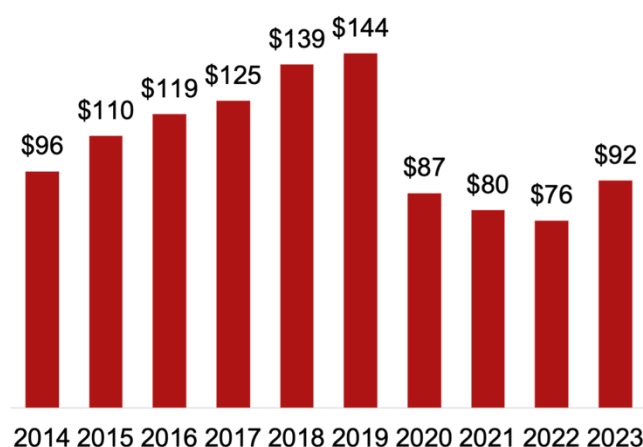
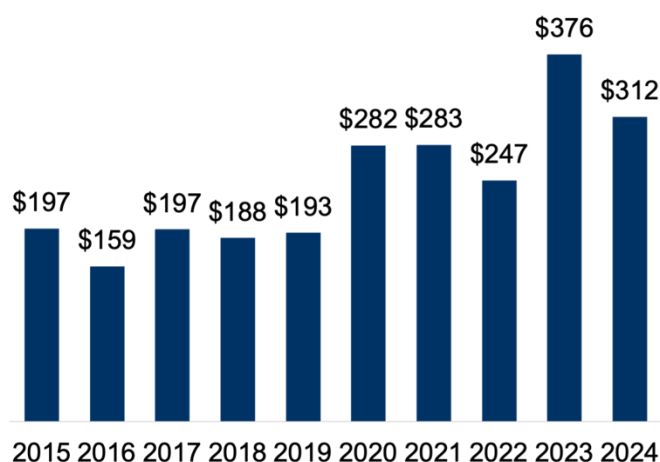
(\$ million)

Change (2023-2024): **-17%**

Services

(\$ million)

Growth (2022-2023): **21%**



4% of UT-2 global goods exports went to China in 2024

3% of UT-2 global services exports went to China in 2023

Top Goods Export Markets, 2024

1. United Kingdom	\$4.1 billion
2. Canada	\$459 million
3. China	\$312 million
4. Mexico	\$256 million
5. Japan	\$180 million

Top Goods Exports to China, 2024

1. Metal ores	\$100 million
2. Navigational & meas. instruments	\$30 million
3. Meat products	\$21 million
4. Pharmaceuticals & medicines	\$19 million
5. Medical equipment & supplies	\$15 million

Top Services Export Markets, 2023

1. United Kingdom	\$538 million
2. Canada	\$183 million
3. Mexico	\$165 million
4. Ireland	\$161 million
8. China	\$92 million

Top Services Exports to China, 2023

1. Credit-related services	\$18 million
2. Education	\$11 million
3. Personal travel & tourism	\$9.1 million
4. Passenger fares	\$8.6 million
5. Royalties from industrial processes	\$6.3 million

Utah's 3rd District Exports to China

Utah's 3rd District goods and services exports to China supported **1,690** American jobs in 2023.

Goods

(\$ million)

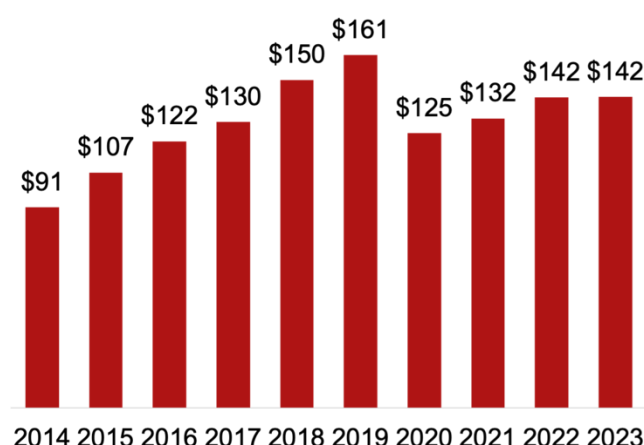
Change (2023-2024): 0%



Services

(\$ million)

Change (2022-2023): 0%



9% of UT-3 global goods exports went to China in 2024

4% of UT-3 global services exports went to China in 2023

Top Goods Export Markets, 2024

1. United Kingdom	\$570 million
2. Canada	\$291 million
3. China	\$249 million
4. Mexico	\$191 million
5. Netherlands	\$174 million

Top Goods Exports to China, 2024

1. Pharmaceuticals & medicines	\$55 million
2. Semiconductors & components	\$42 million
3. Metal ores	\$29 million
4. Medical equipment & supplies	\$19 million
5. Navigational & meas. instruments	\$17 million

Top Services Export Markets, 2023

1. Ireland	\$416 million
2. United Kingdom	\$269 million
3. Canada	\$250 million
4. Japan	\$169 million
8. China	\$142 million

Top Services Exports to China, 2023

1. Credit-related services	\$27 million
2. Software distribution royalties	\$26 million
3. Education	\$19 million
4. Computer software services	\$9.4 million
5. Personal travel & tourism	\$7.5 million

Utah's 4th District Exports to China

Utah's 4th District goods and services exports to China supported **970** American jobs in 2023.

Goods

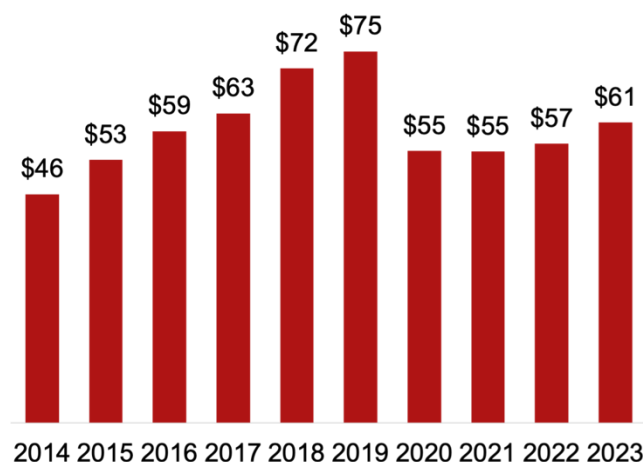
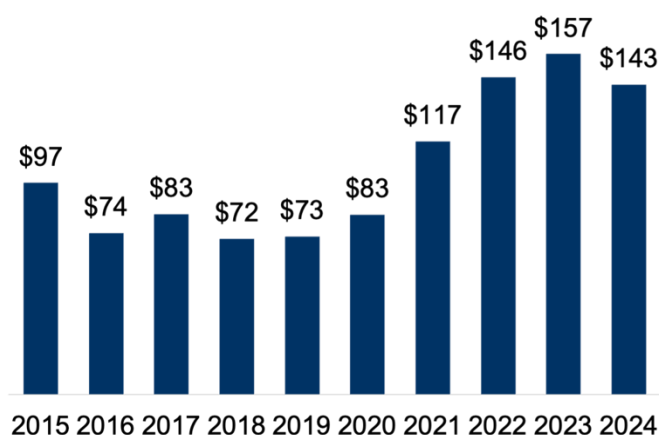
(\$ million)

Change (2023-2024): **-9%**

Services

(\$ million)

Growth (2022-2023): **8%**



9% of UT-4 global goods exports went to China in 2024

4% of UT-4 global services exports went to China in 2023

Top Goods Export Markets, 2024

1. United Kingdom	\$414 million
2. r	\$203 million
3. China	\$143 million
4. Mexico	\$126 million
5. Netherlands	\$97 million

Top Goods Exports to China, 2024

1. Meat products	\$28 million
2. Pharmaceuticals & medicines	\$14 million
3. Medical equipment & supplies	\$13 million
4. Metal ores	\$12 million
5. Basic chemicals	\$10 million

Top Services Export Markets, 2023

1. United Kingdom	\$138 million
2. Ireland	\$128 million
3. Canada	\$118 million
4. Japan	\$71 million
9. China	\$61 million

Top Services Exports to China, 2023

1. Credit-related services	\$16 million
2. Education	\$6.1 million
3. Misc. financial services	\$5.0 million
4. Software distribution royalties	\$3.9 million
5. Computer software services	\$3.5 million