

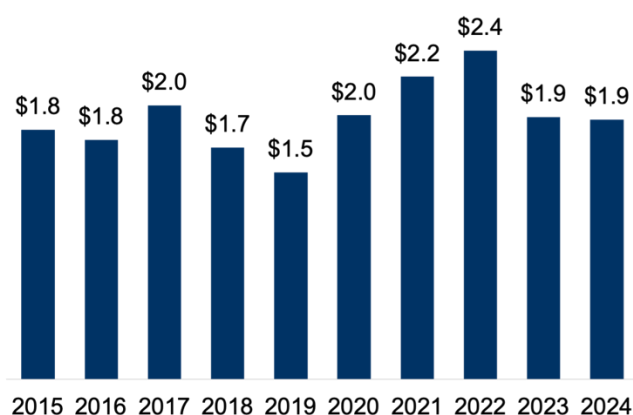
Wisconsin's Exports to China

Wisconsin's goods and services exports to China supported **12,670** American jobs in 2023.

Goods

(\$ billion)

Change (2023-2024): **-1%**

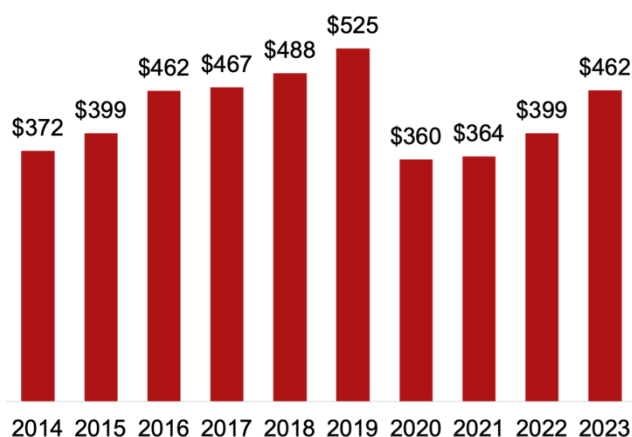


7% of Wisconsin's global goods exports went to China in 2024

Services

(\$ million)

Growth (2022-2023): **16%**



6% of Wisconsin's global services exports went to China in 2023

Top Goods Export Markets, 2024

1. Canada	\$7.9 billion
2. Mexico	\$4.4 billion
3. China	\$1.9 billion
4. Germany	\$1.2 billion
5. Australia	\$806 million

Top Goods Exports to China, 2024

1. Oilseeds & grains	\$381 million
2. Navigational & meas. instruments	\$199 million
3. Semiconductors & components	\$157 million
4. Dairy products	\$107 million
5. Pharmaceuticals & medicines	\$75 million

Top Services Export Markets, 2023

1. Ireland	\$799 million
2. Canada	\$730 million
3. United Kingdom	\$721 million
4. China	\$462 million
5. Mexico	\$443 million

Top Services Exports to China, 2023

1. Education	\$175 million
2. Personal travel & tourism	\$56 million
3. Royalties from industrial processes	\$51 million
4. Software distribution royalties	\$40 million
5. Trademark royalties	\$21 million



Wisconsin's 1st District Exports to China

Wisconsin's 1st District goods and services exports to China supported **880** American jobs in 2023.

Goods

(\$ million)

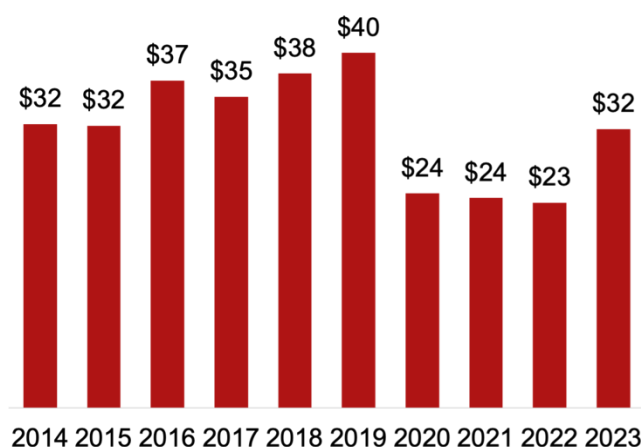
Growth (2023-2024): **17%**



Services

(\$ million)

Growth (2022-2023): **36%**



5% of WI-1 global goods exports went to China in 2024

5% of WI-1 global services exports went to China in 2023

Top Goods Export Markets, 2024

1. Canada	\$1.0 billion
2. Mexico	\$601 million
3. China	\$179 million
4. Germany	\$159 million
5. United Kingdom	\$119 million

Top Goods Exports to China, 2024

1. Semiconductors & components	\$25 million
2. Aerospace products & parts	\$15 million
3. Navigational & meas. instruments	\$11 million
4. Comm. & serv. industry machinery	\$8.8 million
5. Electrical equipment & components	\$8.2 million

Top Services Export Markets, 2023

1. Canada	\$67 million
2. United Kingdom	\$53 million
3. Ireland	\$50 million
4. Mexico	\$47 million
7. China	\$32 million

Top Services Exports to China, 2023

1. Personal travel & tourism	\$7.6 million
2. Royalties from industrial processes	\$7.4 million
3. Education	\$3.7 million
4. Business travel	\$2.8 million
5. Misc. business, prof. & tech. services	\$2.2 million



Wisconsin's 2nd District Exports to China

Wisconsin's 2nd District goods and services exports to China supported **2,540** American jobs in 2023.

Goods

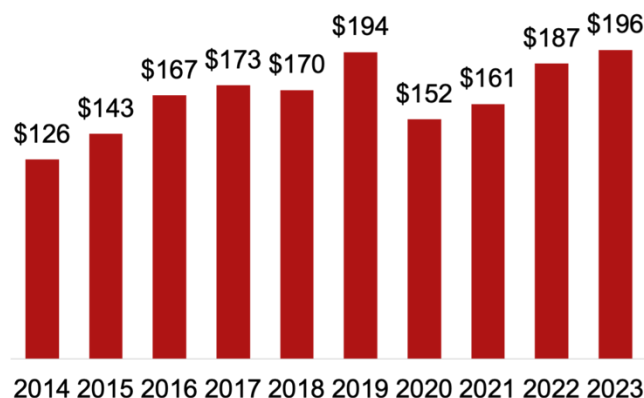
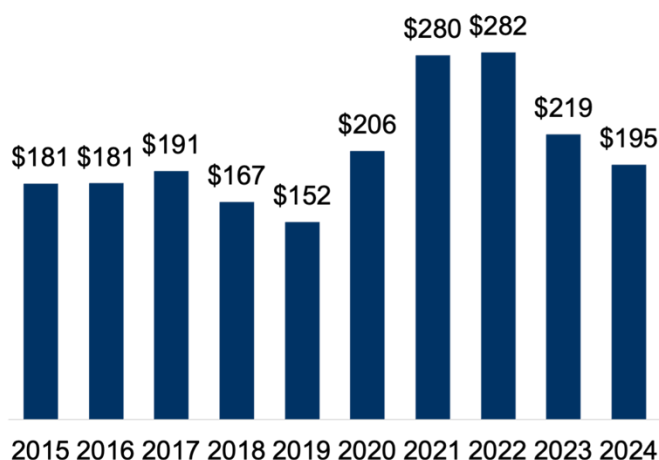
(\$ million)

Change (2023-2024): **-11%**

Services

(\$ million)

Growth (2022-2023): **5%**



8% of WI-2 global goods exports went to China in 2024

8% of WI-2 global services exports went to China in 2023

Top Goods Export Markets, 2024

1. Canada	\$557 million
2. Mexico	\$302 million
3. China	\$195 million
4. Germany	\$147 million
5. Korea	\$95 million

Top Goods Exports to China, 2024

1. Oilseeds & grains	\$45 million
2. Pharmaceuticals & medicines	\$37 million
3. Navigational & meas. instruments	\$34 million
4. Comm. & serv. industry machinery	\$9.3 million
5. Basic chemicals	\$8.3 million

Top Services Export Markets, 2023

1. Ireland	\$366 million
2. China	\$196 million
3. India	\$176 million
4. Canada	\$149 million
5. United Kingdom	\$144 million

Top Services Exports to China, 2023

1. Education	\$122 million
2. Software distribution royalties	\$33 million
3. Royalties from industrial processes	\$8.4 million
4. Personal travel & tourism	\$8.1 million
5. Trademark royalties	\$3.3 million

Wisconsin's 3rd District Exports to China

Wisconsin's 3rd District goods and services exports to China supported **1,980** American jobs in 2023.

Goods

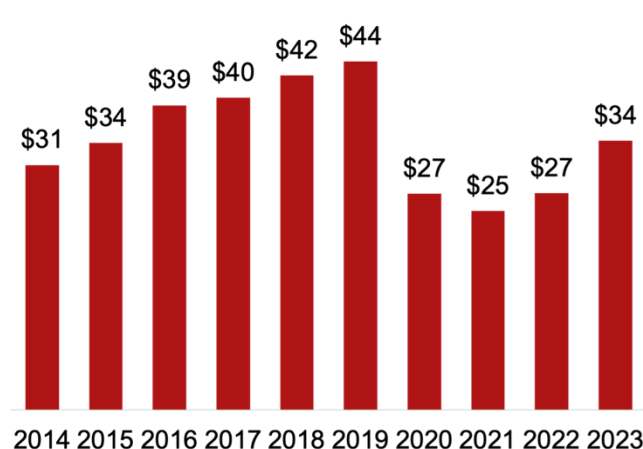
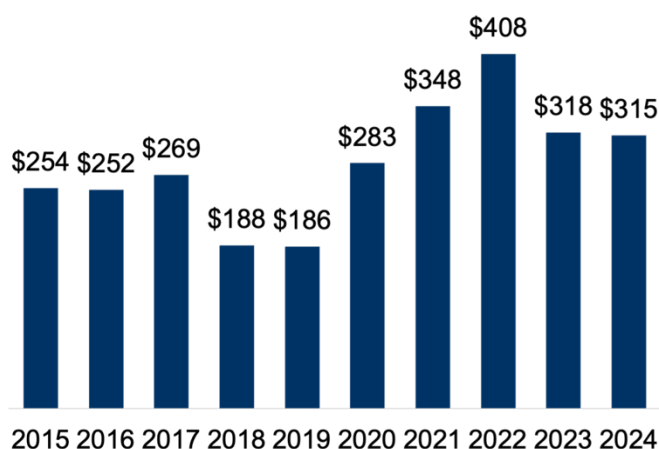
(\$ million)

Change (2023-2024): **-1%**

Services

(\$ million)

Growth (2022-2023): **24%**



9% of WI-3 global goods exports went to China in 2024

4% of WI-3 global services exports went to China in 2023

Top Goods Export Markets, 2024

1. Canada	\$822 million
2. Mexico	\$448 million
3. China	\$315 million
4. Netherlands	\$228 million
5. Taiwan	\$174 million

Top Goods Exports to China, 2024

1. Oilseeds & grains	\$121 million
2. Semiconductors & components	\$35 million
3. Dairy products	\$18 million
4. Computer equipment	\$15 million
5. Cattle	\$14 million

Top Services Export Markets, 2023

1. United Kingdom	\$89 million
2. Canada	\$76 million
3. Ireland	\$63 million
4. Mexico	\$49 million
6. China	\$34 million

Top Services Exports to China, 2023

1. Personal travel & tourism	\$6.6 million
2. Education	\$6.3 million
3. Software distribution royalties	\$3.4 million
4. Royalties from industrial processes	\$2.8 million
5. Equip. installation & maintenance	\$2.5 million

Wisconsin's 4th District Exports to China

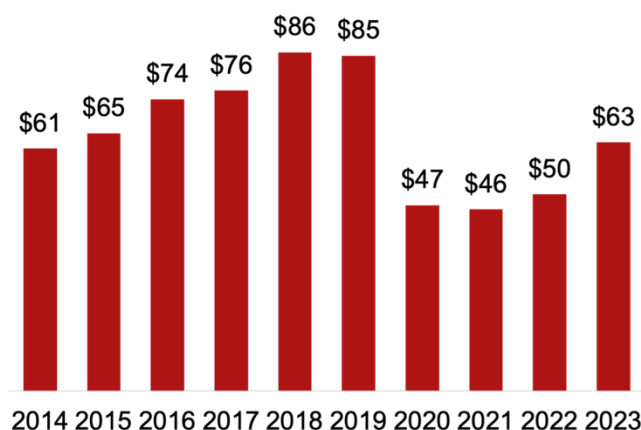
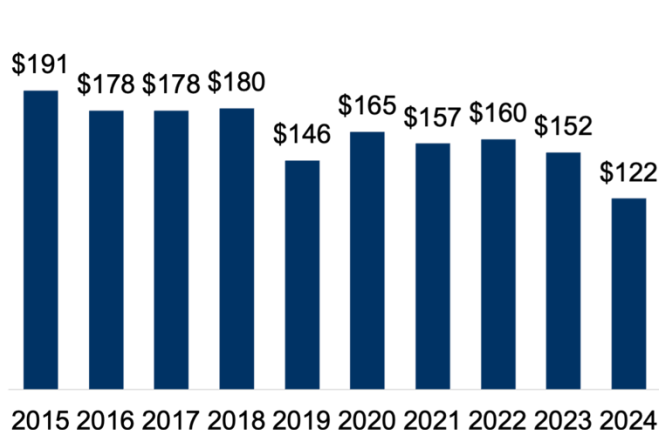
Wisconsin's 4th District goods and services exports to China supported **1,050** American jobs in 2023.

Goods (\$ million)

Change (2023-2024): **-19%**

Services (\$ million)

Growth (2022-2023): **27%**



6% of WI-4 global goods exports went to China in 2024

5% of WI-4 global services exports went to China in 2023

Top Goods Export Markets, 2024

1. Canada	\$535 million
2. Mexico	\$333 million
3. China	\$122 million
4. Germany	\$79 million
5. Korea	\$75 million

Top Goods Exports to China, 2024

1. Navigational & meas. instruments	\$58 million
2. Engines & turbines	\$14 million
3. Basic chemicals	\$8.9 million
4. Electrical equipment	\$6.9 million
5. Pharmaceuticals & medicines	\$3.5 million

Top Services Export Markets, 2023

1. Canada	\$124 million
2. United Kingdom	\$115 million
3. Ireland	\$71 million
4. Mexico	\$69 million
5. China	\$63 million

Top Services Exports to China, 2023

1. Education	\$24 million
2. Personal travel & tourism	\$9.5 million
3. Royalties from industrial processes	\$5.5 million
4. Business travel	\$3.5 million
5. Misc. business, prof. & tech. services	\$3.2 million

Wisconsin's 5th District Exports to China

Wisconsin's 5th District goods and services exports to China supported **1,450** American jobs in 2023.

Goods

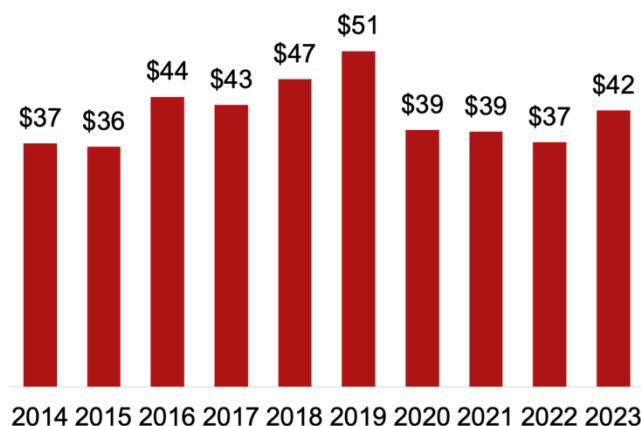
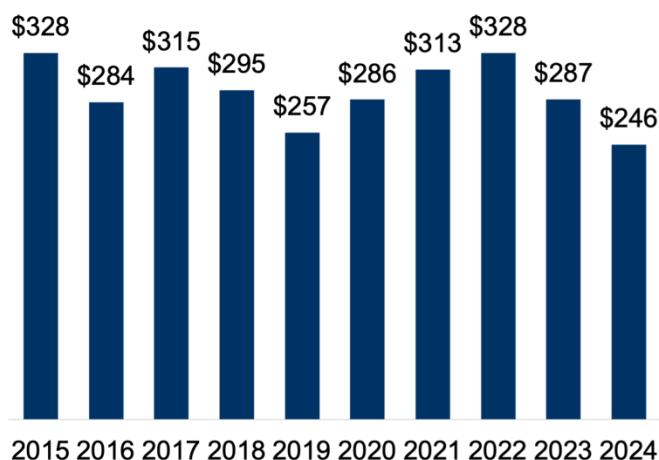
(\$ million)

Change (2023-2024): **-14%**

Services

(\$ million)

Growth (2022-2023): **13%**



6% of WI-5 global goods exports went to China in 2024

4% of WI-5 global services exports went to China in 2023

Top Goods Export Markets, 2024

1. Canada	\$1.2 billion
2. Mexico	\$784 million
3. China	\$246 million
4. Germany	\$187 million
5. Australia	\$116 million

Top Goods Exports to China, 2024

1. Navigational & meas. instruments	\$75 million
2. Comm. & serv. industry machinery	\$20 million
3. Oilseeds & grains	\$20 million
4. Misc. general purpose machinery	\$15 million
5. Electrical equipment	\$14 million

Top Services Export Markets, 2023

1. Ireland	\$99 million
2. United Kingdom	\$98 million
3. Canada	\$91 million
4. Switzerland	\$76 million
9. China	\$42 million

Top Services Exports to China, 2023

1. Royalties from industrial processes	\$12 million
2. Personal travel & tourism	\$4.6 million
3. Equip. installation & maintenance	\$4.4 million
4. Trademark royalties	\$3.1 million
5. Misc. business, prof. & tech. services	\$2.4 million

Wisconsin's 6th District Exports to China

Wisconsin's 6th District goods and services exports to China supported **1,680** American jobs in 2023.

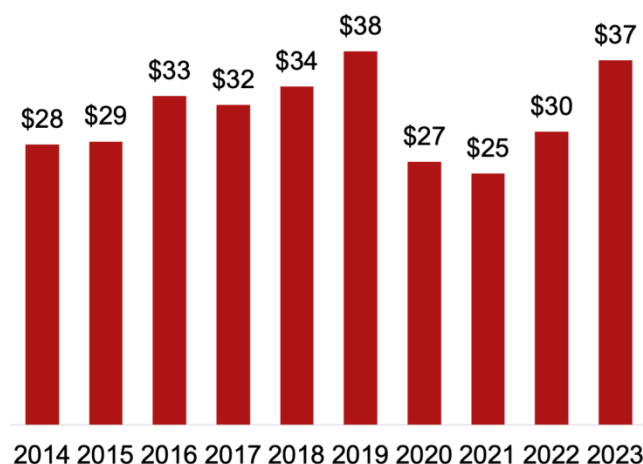
Goods (\$ million)

Growth (2023-2024): **14%**



Services (\$ million)

Growth (2022-2023): **24%**



6% of WI-6 global goods exports went to China in 2024

5% of WI-6 global services exports went to China in 2023

Top Goods Export Markets, 2024

1. Canada	\$1.7 billion
2. Mexico	\$938 million
3. China	\$342 million
4. Belgium	\$209 million
5. Germany	\$198 million

Top Goods Exports to China, 2024

1. Oilseeds & grains	\$52 million
2. Semiconductors & components	\$51 million
3. Engines & turbines	\$35 million
4. Dairy products	\$31 million
5. Motor vehicle parts	\$14 million

Top Services Export Markets, 2023

1. Canada	\$67 million
2. Ireland	\$64 million
3. United Kingdom	\$62 million
4. Switzerland	\$49 million
6. China	\$37 million

Top Services Exports to China, 2023

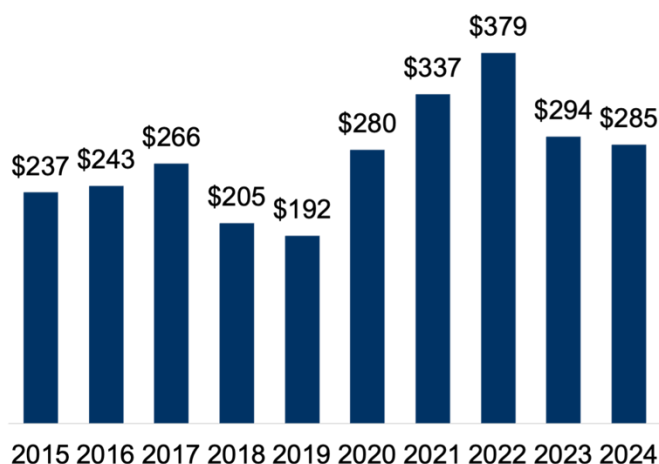
1. Education	\$10 million
2. Royalties from industrial processes	\$7.3 million
3. Personal travel & tourism	\$5.8 million
4. Trademark royalties	\$2.4 million
5. Business travel	\$2.1 million

Wisconsin's 7th District Exports to China

Wisconsin's 7th District goods and services exports to China supported **1,740** American jobs in 2023.

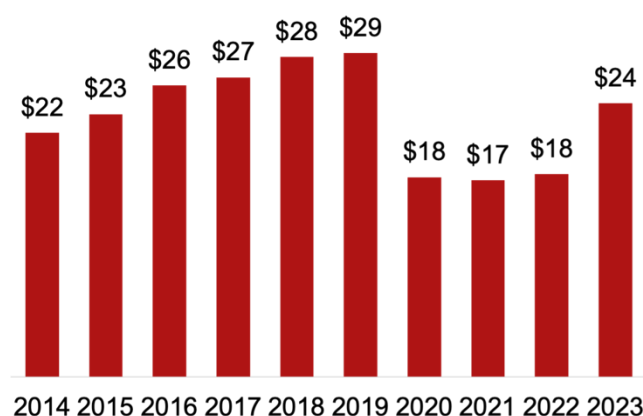
Goods (\$ million)

Change (2023-2024): **-3%**



Services (\$ million)

Growth (2022-2023): **35%**



8% of WI-7 global goods exports went to China in 2024

4% of WI-7 global services exports went to China in 2023

Top Goods Export Markets, 2024

1. Canada	\$943 million
2. Mexico	\$486 million
3. China	\$285 million
4. Netherlands	\$129 million
5. Germany	\$121 million

Top Goods Exports to China, 2024

1. Oilseeds & grains	\$98 million
2. Dairy products	\$24 million
3. Sawmill & wood products	\$17 million
4. Semiconductors & components	\$13 million
5. Cattle	\$13 million

Top Services Export Markets, 2023

1. Canada	\$64 million
2. United Kingdom	\$64 million
3. Mexico	\$42 million
4. Ireland	\$37 million
6. China	\$24 million

Top Services Exports to China, 2023

1. Personal travel & tourism	\$6.2 million
2. Business travel	\$2.3 million
3. Trademark royalties	\$2.1 million
4. Education	\$2.0 million
5. Equip. installation & maintenance	\$2.0 million

Wisconsin's 8th District Exports to China

Wisconsin's 8th District goods and services exports to China supported **1,350** American jobs in 2023.

Goods

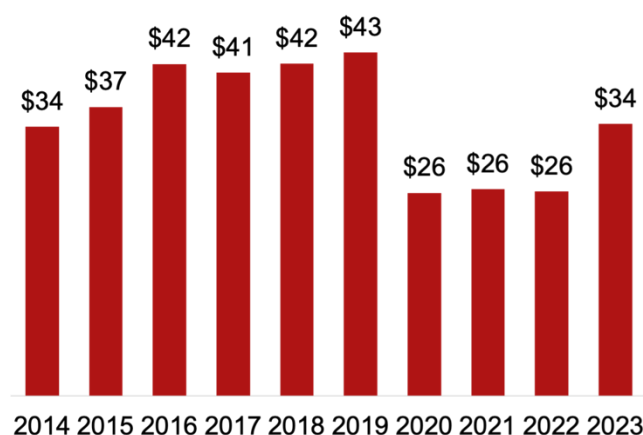
(\$ million)

Growth (2023-2024): **8%**

Services

(\$ million)

Growth (2022-2023): **33%**



7% of WI-8 global goods exports went to China in 2024

4% of WI-8 global services exports went to China in 2023

Top Goods Export Markets, 2024

1. Canada	\$1.2 billion
2. Mexico	\$526 million
3. China	\$239 million
4. Germany	\$142 million
5. Netherlands	\$100 million

Top Goods Exports to China, 2024

1. Oilseeds & grains	\$38 million
2. Dairy products	\$24 million
3. Semiconductors & components	\$21 million
4. Fabrics	\$15 million
5. Aerospace products & parts	\$15 million

Top Services Export Markets, 2023

1. United Kingdom	\$95 million
2. Canada	\$92 million
3. Mexico	\$56 million
4. Ireland	\$50 million
7. China	\$34 million

Top Services Exports to China, 2023

1. Personal travel & tourism	\$7.9 million
2. Royalties from industrial processes	\$5.2 million
3. Education	\$5.0 million
4. Business travel	\$2.9 million
5. Trademark royalties	\$2.6 million