

# West Virginia's Exports to China

West Virginia's goods and services exports to China supported **2,020** American jobs in 2023.

## Goods

(\$ billion)

Change (2023-2024): **-16%**

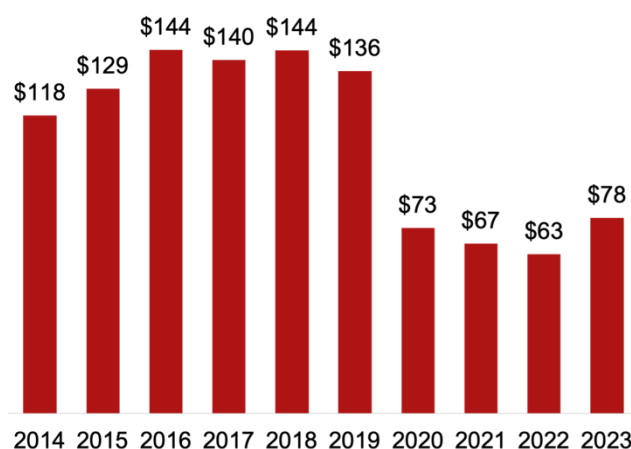


**9%** of West Virginia's global goods exports went to China in 2024

## Services

(\$ million)

Growth (2022-2023): **23%**



**7%** of West Virginia's global services exports went to China in 2023

### Top Goods Export Markets, 2024

1. Canada	\$2.0 billion
2. China	\$443 million
3. Belgium	\$312 million
4. Mexico	\$251 million
5. Netherlands	\$187 million

### Top Goods Exports to China, 2024

1. Resins & synthetic fibers	\$223 million
2. Basic chemicals	\$52 million
3. Coal & petroleum gases	\$45 million
4. Aerospace products & parts	\$18 million
5. Sawmill & wood products	\$18 million

### Top Services Export Markets, 2023

1. Canada	\$115 million
2. United Kingdom	\$90 million
3. Mexico	\$82 million
4. China	\$78 million
5. Ireland	\$64 million

### Top Services Exports to China, 2023

1. Education	\$28 million
2. Personal travel & tourism	\$14 million
3. Royalties from industrial processes	\$7.4 million
4. Equip. installation & maintenance	\$6.4 million
5. Trademark royalties	\$5.0 million

# West Virginia's 1<sup>st</sup> District Exports to China

West Virginia's 1<sup>st</sup> District goods and services exports to China supported **820** American jobs in 2023.

## Goods

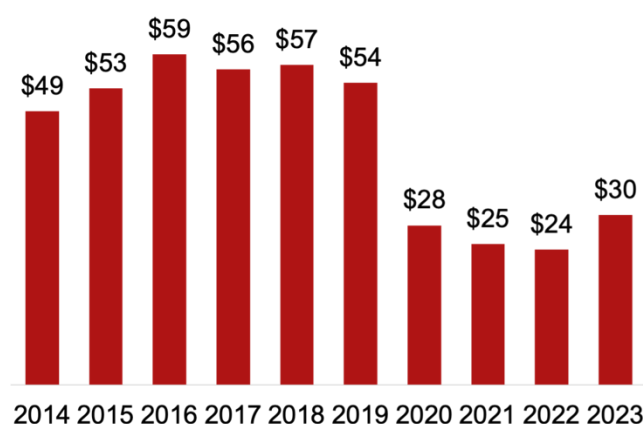
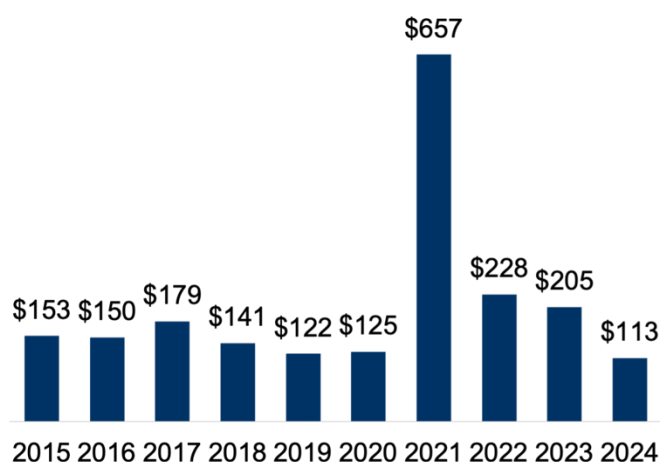
(\$ million)

Change (2023-2024): **-45%**

## Services

(\$ million)

Growth (2022-2023): **26%**



**5%** of WV-1 global goods exports went to China in 2024

**6%** of WV-1 global services exports went to China in 2023

### Top Goods Export Markets, 2024

1. Canada	\$1.2 billion
2. China	\$113 million
3. Belgium	\$79 million
4. India	\$68 million
5. Japan	\$68 million

### Top Goods Exports to China, 2024

1. Coal & petroleum gases	\$32 million
2. Basic chemicals	\$19 million
3. Resins & synthetic fibers	\$17 million
4. Metal ores	\$8.4 million
5. Sawmill & wood products	\$8.2 million

### Top Services Export Markets, 2023

1. Canada	\$54 million
2. United Kingdom	\$45 million
3. Mexico	\$39 million
4. China	\$30 million
5. Ireland	\$25 million

### Top Services Exports to China, 2023

1. Education	\$6.9 million
2. Personal travel & tourism	\$6.7 million
3. Equip. installation & maintenance	\$3.8 million
4. Royalties from industrial processes	\$2.3 million
5. Trademark royalties	\$2.3 million

# West Virginia's 2<sup>nd</sup> District Exports to China

West Virginia's 2<sup>nd</sup> District goods and services exports to China supported **1,200** American jobs in 2023.

## Goods

(\$ million)

Growth (2023-2024): 2%

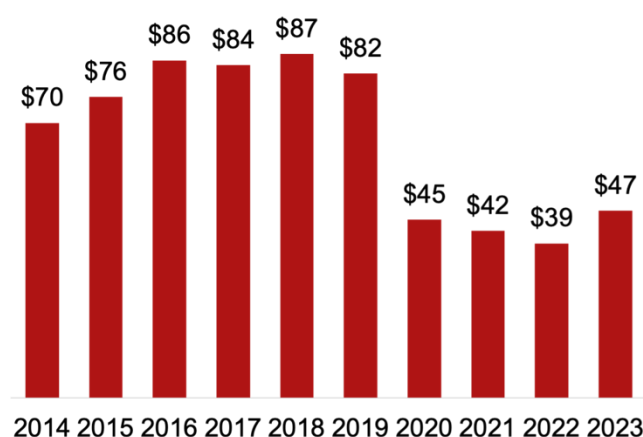


**12%** of WV-2 global goods exports went to China in 2024

## Services

(\$ million)

Growth (2022-2023): 21%



**8%** of WV-2 global services exports went to China in 2023

### Top Goods Export Markets, 2024

1. Canada	\$714 million
2. China	\$329 million
3. Belgium	\$233 million
4. Mexico	\$191 million
5. Netherlands	\$141 million

### Top Goods Exports to China, 2024

1. Resins & synthetic fibers	\$206 million
2. Basic chemicals	\$32 million
3. Aerospace products & parts	\$16 million
4. Coal & petroleum gases	\$13 million
5. Soaps, cleaning agents & toiletries	\$9.5 million

### Top Services Export Markets, 2023

1. Canada	\$61 million
2. China	\$47 million
3. United Kingdom	\$46 million
4. Mexico	\$43 million
5. Ireland	\$39 million

### Top Services Exports to China, 2023

1. Education	\$21 million
2. Personal travel & tourism	\$7.7 million
3. Royalties from industrial processes	\$5.1 million
4. Trademark royalties	\$2.7 million
5. Equip. installation & maintenance	\$2.6 million