

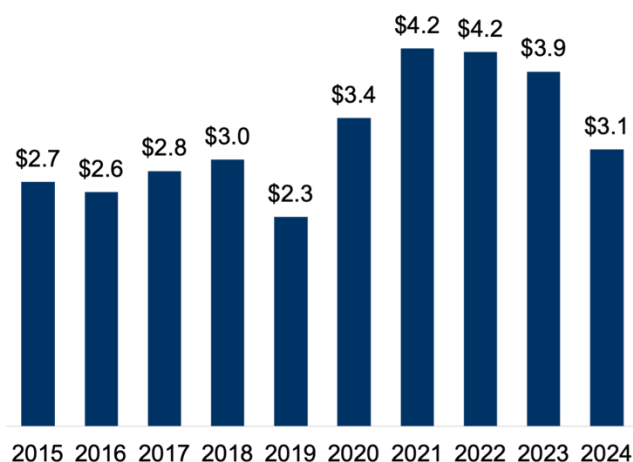
# Georgia's Exports to China

Georgia's goods and services exports to China supported **25,250** American jobs in 2023.

## Goods

(\$ billion)

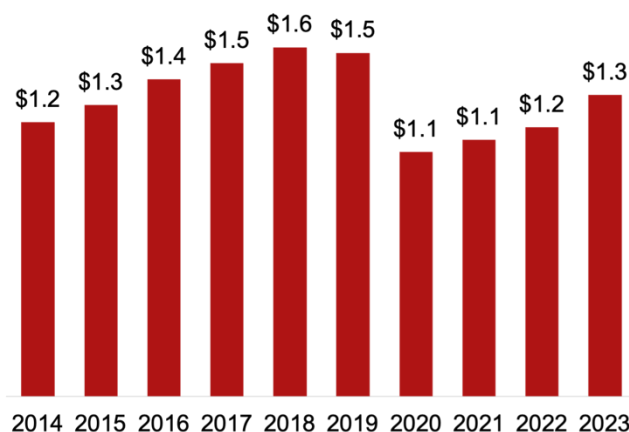
Change (2023-2024): **-22%**



## Services

(\$ billion)

Growth (2022-2023): **12%**



**6%** of Georgia's global goods exports went to China in 2024

**4%** of Georgia's global services exports went to China in 2023

### Top Goods Export Markets, 2024

1. Canada	\$7.3 billion
2. Mexico	\$6.3 billion
3. China	\$3.1 billion
4. Singapore	\$2.4 billion
5. Germany	\$2.4 billion

### Top Goods Exports to China, 2024

1. Pulp & paperboard mill products	\$697 million
2. Aerospace products & parts	\$400 million
3. Resins & synthetic fibers	\$306 million
4. Medical equipment & supplies	\$275 million
5. Meat products	\$260 million

### Top Services Export Markets, 2023

1. United Kingdom	\$3.4 billion
2. Canada	\$2.7 billion
3. Ireland	\$1.9 billion
4. Germany	\$1.6 billion
7. China	\$1.3 billion

### Top Services Exports to China, 2023

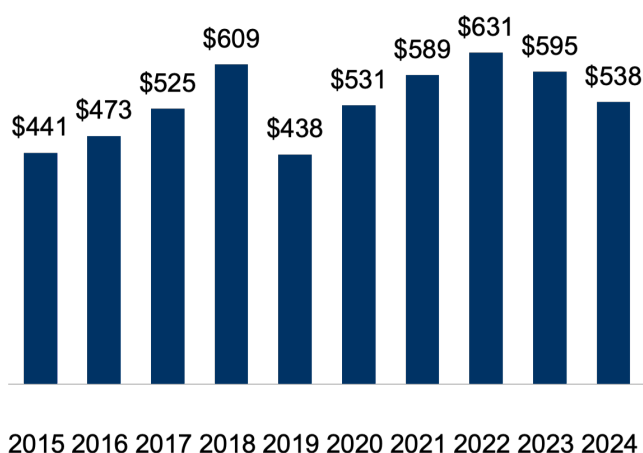
1. Education	\$343 million
2. Ocean freight & port services	\$117 million
3. Credit-related services	\$107 million
4. Personal travel & tourism	\$94 million
5. Misc. financial services	\$75 million

# Georgia's 1<sup>st</sup> District Exports to China

Georgia's 1<sup>st</sup> District goods and services exports to China supported **3,450** American jobs in 2023.

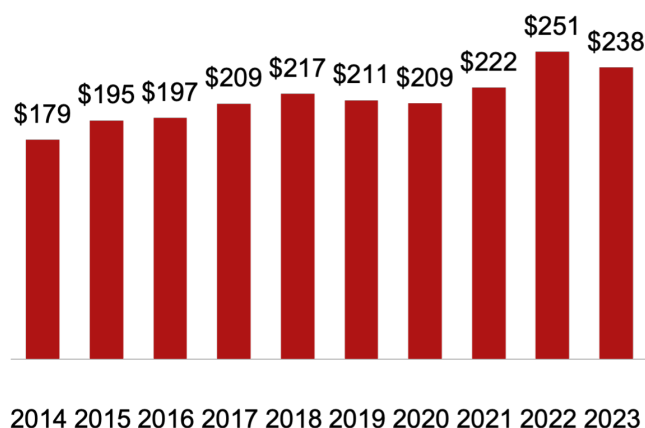
## Goods (\$ millions)

Change (2023-2024): **-10%**



## Services (\$ millions)

Change (2022-2023): **-5%**



**7%** of GA-1 global goods exports went to China in 2024

**9%** of GA-1 global services exports went to China in 2023

### Top Goods Export Markets, 2024

1. Singapore	\$651 million
2. Germany	\$612 million
3. Canada	\$571 million
4. China	\$538 million
5. Mexico	\$522 million

### Top Goods Exports to China, 2024

1. Pulp & paperboard mill products	\$279 million
2. Aerospace products & parts	\$160 million
3. Resins & synthetic fibers	\$36 million
4. Misc. crops	\$11 million
5. Fruits & tree nuts	\$5.5 million

### Top Services Export Markets, 2023

1. China	\$238 million
2. Germany	\$220 million
3. Japan	\$190 million
4. United Kingdom	\$171 million
5. Taiwan	\$130 million

### Top Services Exports to China, 2023

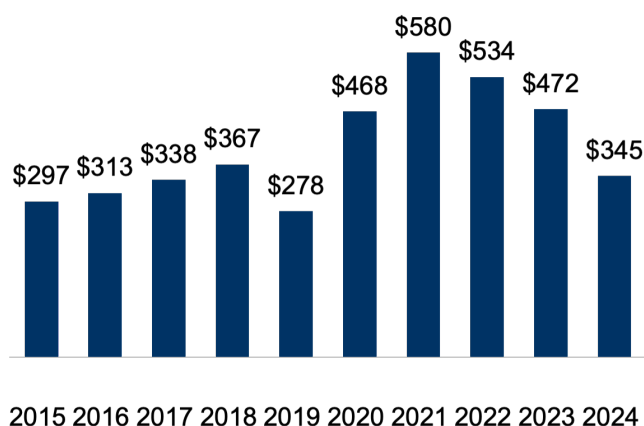
1. Ocean freight & port services	\$117 million
2. Education	\$77 million
3. Personal travel & tourism	\$11 million
4. Misc. business, prof. & tech. services	\$4.0 million
5. Business travel	\$4.0 million

# Georgia's 2<sup>nd</sup> District Exports to China

Georgia's 2<sup>nd</sup> District goods and services exports to China supported **2,380** American jobs in 2023.

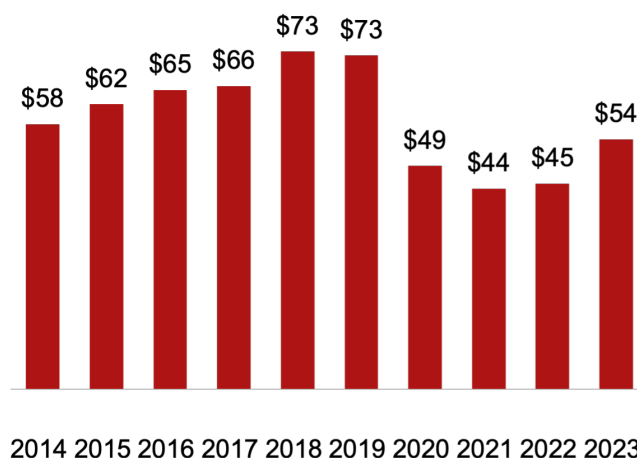
## Goods (\$ millions)

Change (2023-2024): **-27%**



## Services (\$ millions)

Growth (2022-2023): **22%**



**8%** of GA-2 global goods exports went to China in 2024

**4%** of GA-2 global services exports went to China in 2023

### Top Goods Export Markets, 2024

1. Canada	\$583 million
2. Mexico	\$467 million
3. China	\$345 million
4. Germany	\$239 million
5. Singapore	\$222 million

### Top Goods Exports to China, 2024

1. Pulp & paperboard mill products	\$119 million
2. Aerospace products & parts	\$46 million
3. Misc. crops	\$36 million
4. Meat products	\$24 million
5. Nonmetallic minerals	\$24 million

### Top Services Export Markets, 2023

1. United Kingdom	\$135 million
2. Canada	\$109 million
3. Mexico	\$72 million
4. China	\$54 million
5. Japan	\$54 million

### Top Services Exports to China, 2023

1. Credit-related services	\$15 million
2. Education	\$9.2 million
3. Personal travel & tourism	\$6.5 million
4. Misc. financial services	\$4.6 million
5. Misc. business, prof. & tech. services	\$3.1 million

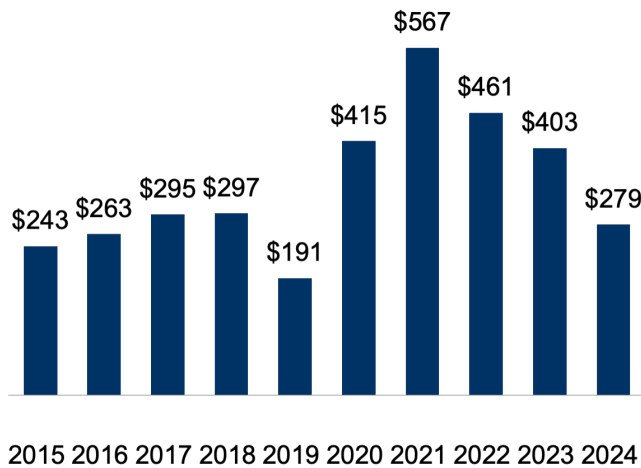


# Georgia's 3<sup>rd</sup> District Exports to China

Georgia's 3<sup>rd</sup> District goods and services exports to China supported **1,800** American jobs in 2023.

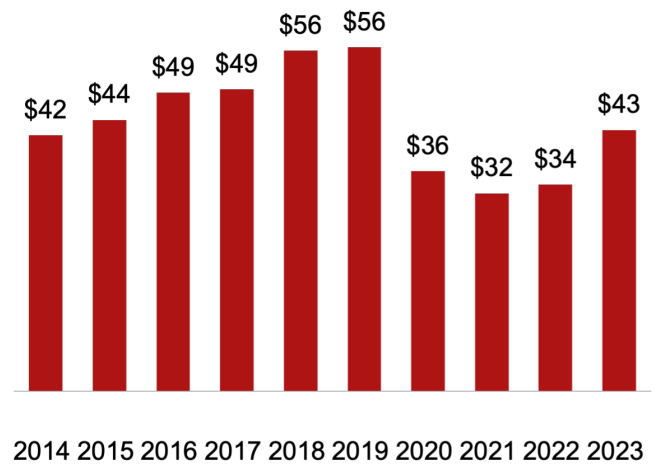
## Goods (\$ millions)

Change (2023-2024): **-31%**



## Services (\$ millions)

Growth (2022-2023): **27%**



**4% of GA-3 global goods exports went to China in 2024**

**4% of GA-3 global services exports went to China in 2023**

### Top Goods Export Markets, 2024

1. Mexico	\$1.0 billion
2. Canada	\$888 million
3. Singapore	\$471 million
4. Germany	\$442 million
6. China	\$279 million

### Top Goods Exports to China, 2024

1. Aerospace products & parts	\$104 million
2. Pulp & paperboard mill products	\$32 million
3. Resins & synthetic fibers	\$20 million
4. Motor vehicles	\$18 million
5. Misc. crops	\$14 million

### Top Services Export Markets, 2023

1. United Kingdom	\$109 million
2. Canada	\$94 million
3. Mexico	\$65 million
4. Ireland	\$60 million
6. China	\$43 million

### Top Services Exports to China, 2023

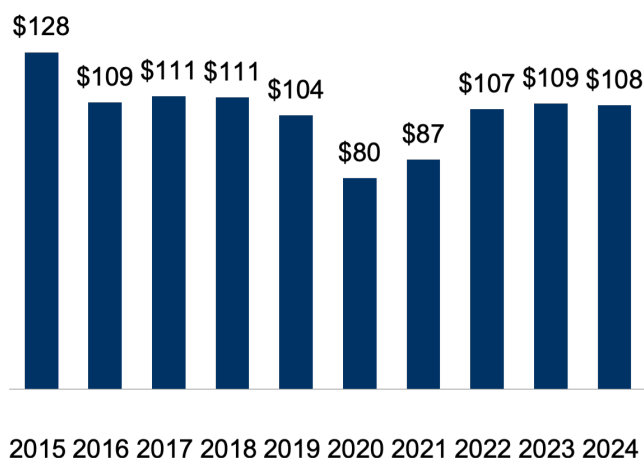
1. Credit-related services	\$7.6 million
2. Personal travel & tourism	\$7.1 million
3. Misc. business, prof. & tech. services	\$3.6 million
4. Misc. financial services	\$3.3 million
5. Operational leasing	\$2.9 million

# Georgia's 4<sup>th</sup> District Exports to China

Georgia's 4<sup>th</sup> District goods and services exports to China supported 810 American jobs in 2023.

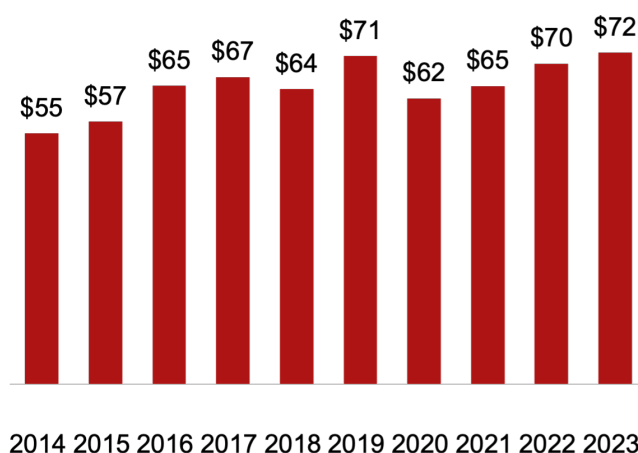
## Goods (\$ millions)

Change (2023-2024): -1%



## Services (\$ millions)

Growth (2022-2023): 3%



3% of GA-4 global goods exports went to China in 2024

4% of GA-4 global services exports went to China in 2023

### Top Goods Export Markets, 2024

1. Mexico	\$580 million
2. Netherlands	\$434 million
3. Canada	\$399 million
4. Singapore	\$140 million
7. China	\$108 million

### Top Goods Exports to China, 2024

1. Medical equipment & supplies	\$49 million
2. Navigational & meas. instruments	\$13 million
3. Engines & turbines	\$7.4 million
4. Scrap products	\$6.3 million
5. Communications equipment	\$5.7 million

### Top Services Export Markets, 2023

1. United Kingdom	\$201 million
2. Ireland	\$192 million
3. Canada	\$175 million
4. Switzerland	\$100 million
9. China	\$72 million

### Top Services Exports to China, 2023

1. Software distribution royalties	\$7.7 million
2. Education	\$7.0 million
3. Operational leasing	\$6.5 million
4. Royalties from industrial processes	\$6.3 million
5. Computer software services	\$5.7 million



# Georgia's 5<sup>th</sup> District Exports to China

Georgia's 5<sup>th</sup> District goods and services exports to China supported **3,230** American jobs in 2023.

## Goods

(\$ millions)

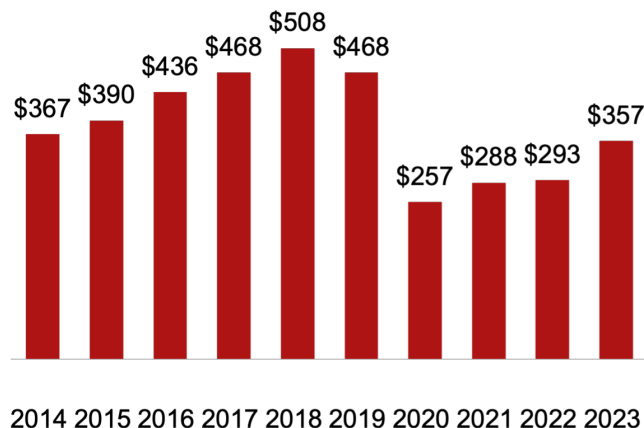
Change (2023-2024): **-2%**



## Services

(\$ millions)

Growth (2022-2023): **22%**



**5% of GA-5 global goods exports went to China in 2024**

**5% of GA-5 global services exports went to China in 2023**

### Top Goods Export Markets, 2024

1. Canada	\$145 million
2. Mexico	\$119 million
3. Netherlands	\$86 million
4. China	\$58 million
5. Belgium	\$45 million

### Top Goods Exports to China, 2024

1. Resins & synthetic fibers	\$15 million
2. Medical equipment & supplies	\$13 million
3. Navigational & meas. instruments	\$7.5 million
4. Engines & turbines	\$4.9 million
5. Scrap products	\$4.5 million

### Top Services Export Markets, 2023

1. United Kingdom	\$951 million
2. Canada	\$560 million
3. Germany	\$474 million
4. China	\$357 million
5. Ireland	\$317 million

### Top Services Exports to China, 2023

1. Education	\$193 million
2. Passenger fares	\$35 million
3. Air freight & port services	\$24 million
4. Audio/visual services	\$13 million
5. Misc. financial services	\$12 million

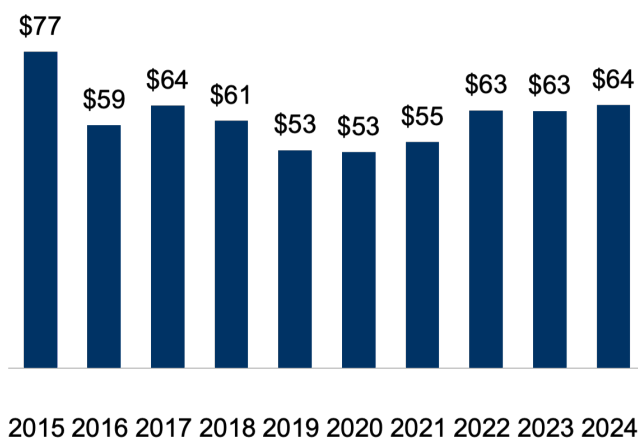


# Georgia's 6<sup>th</sup> District Exports to China

Georgia's 6<sup>th</sup> District goods and services exports to China supported **920** American jobs in 2023.

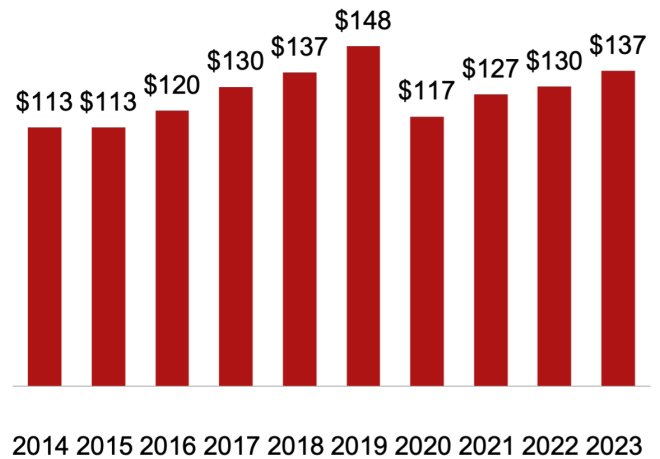
## Goods (\$ millions)

Growth (2023-2024): **2%**



## Services (\$ millions)

Growth (2022-2023): **5%**



**4%** of GA-6 global goods exports went to China in 2024

**3%** of GA-6 global services exports went to China in 2023

### Top Goods Export Markets, 2024

1. Mexico	\$321 million
2. Canada	\$234 million
3. Netherlands	\$111 million
4. Taiwan	\$71 million
5. China	\$64 million

### Top Goods Exports to China, 2024

1. Medical equipment & supplies	\$16 million
2. Electrical equipment	\$7.3 million
3. Scrap products	\$7.3 million
4. Navigational & meas. instruments	\$7.1 million
5. Resins & synthetic fibers	\$4.8 million

### Top Services Export Markets, 2023

1. United Kingdom	\$553 million
2. Canada	\$458 million
3. Ireland	\$378 million
4. Germany	\$204 million
11. China	\$137 million

### Top Services Exports to China, 2023

1. Credit-related services	\$24 million
2. Misc. financial services	\$16 million
3. Software distribution royalties	\$12 million
4. Audio/visual services	\$9.9 million
5. Business mgmt. & consulting	\$9.1 million



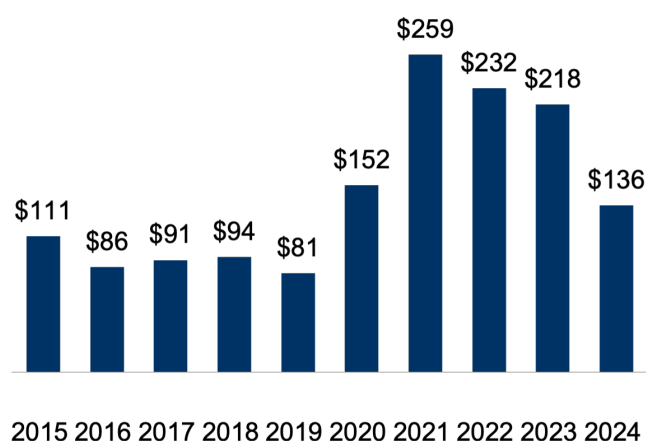
# Georgia's 7<sup>th</sup> District Exports to China

Georgia's 7<sup>th</sup> District goods and services exports to China supported **1,540** American jobs in 2023.

## Goods

(\$ millions)

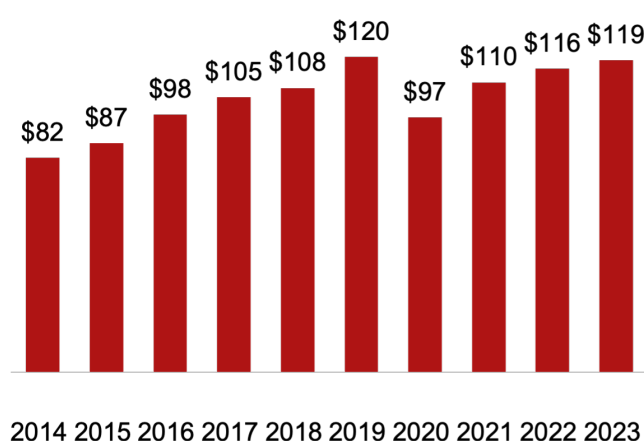
Change (2023-2024): **-38%**



## Services

(\$ millions)

Growth (2022-2023): **3%**



**3% of GA-7 global goods exports went to China in 2024**

**3% of GA-7 global services exports went to China in 2023**

### Top Goods Export Markets, 2024

1. Netherlands	\$630 million
2. Canada	\$520 million
3. Mexico	\$439 million
4. Thailand	\$222 million
9. China	\$136 million

### Top Goods Exports to China, 2024

1. Medical equipment & supplies	\$29 million
2. Meat products	\$27 million
3. Navigational & meas. instruments	\$14 million
4. Computer equipment	\$12 million
5. Motor vehicles	\$7.2 million

### Top Services Export Markets, 2023

1. United Kingdom	\$443 million
2. Ireland	\$396 million
3. Canada	\$362 million
4. Germany	\$193 million
12. China	\$119 million

### Top Services Exports to China, 2023

1. Software distribution royalties	\$17 million
2. Credit-related services	\$14 million
3. Misc. financial services	\$12 million
4. Business mgmt. & consulting	\$10 million
5. Computer software services	\$8.6 million

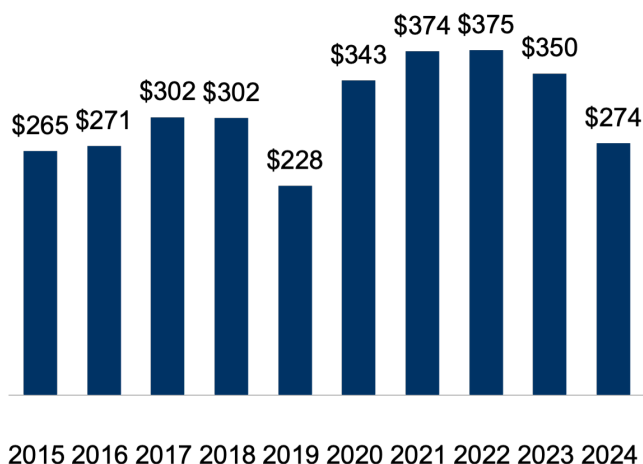


# Georgia's 8<sup>th</sup> District Exports to China

Georgia's 8<sup>th</sup> District goods and services exports to China supported **1,880** American jobs in 2023.

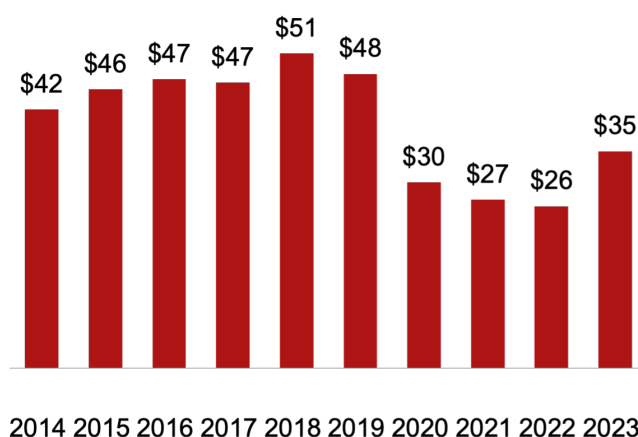
## Goods (\$ millions)

Change (2023-2024): **-22%**



## Services (\$ millions)

Growth (2022-2023): **34%**



**9%** of GA-8 global goods exports went to China in 2024

**4%** of GA-8 global services exports went to China in 2023

### Top Goods Export Markets, 2024

1. Canada	\$477 million
2. Mexico	\$318 million
3. China	\$274 million
4. United Kingdom	\$104 million
5. Japan	\$100 million

### Top Goods Exports to China, 2024

1. Pulp & paperboard mill products	\$82 million
2. Misc. crops	\$44 million
3. Meat products	\$31 million
4. Nonmetallic minerals	\$24 million
5. Resins & synthetic fibers	\$17 million

### Top Services Export Markets, 2023

1. United Kingdom	\$108 million
2. Canada	\$90 million
3. Mexico	\$62 million
4. Ireland	\$43 million
7. China	\$35 million

### Top Services Exports to China, 2023

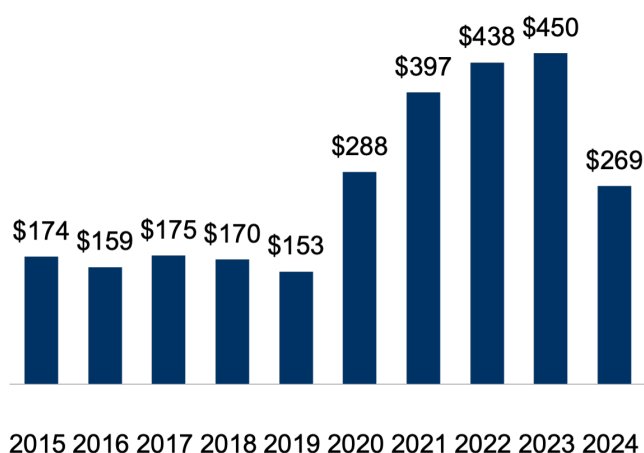
1. Personal travel & tourism	\$6.7 million
2. Misc. financial services	\$4.9 million
3. Credit-related services	\$4.7 million
4. Business travel	\$2.4 million
5. Education	\$2.2 million

# Georgia's 9<sup>th</sup> District Exports to China

Georgia's 9<sup>th</sup> District goods and services exports to China supported **2,460** American jobs in 2023.

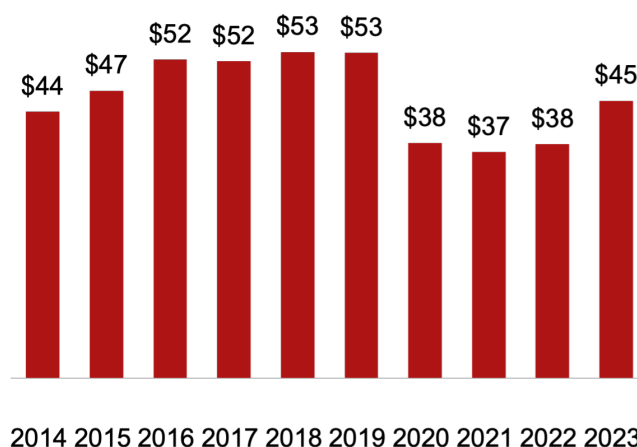
## Goods (\$ millions)

Change (2023-2024): **-40%**



## Services (\$ millions)

Growth (2022-2023): **19%**



**6%** of GA-9 global goods exports went to China in 2024

**4%** of GA-9 global services exports went to China in 2023

### Top Goods Export Markets, 2024

1. Canada	\$942 million
2. Mexico	\$619 million
3. China	\$269 million
4. Netherlands	\$217 million
5. Singapore	\$145 million

### Top Goods Exports to China, 2024

1. Meat products	\$99 million
2. Medical equipment & supplies	\$36 million
3. Misc. crops	\$16 million
4. Resins & synthetic fibers	\$12 million
5. Aerospace products & parts	\$11 million

### Top Services Export Markets, 2023

1. Canada	\$101 million
2. United Kingdom	\$99 million
3. Ireland	\$90 million
4. Mexico	\$62 million
9. China	\$45 million

### Top Services Exports to China, 2023

1. Personal travel & tourism	\$5.8 million
2. Credit-related services	\$5.3 million
3. Royalties from industrial processes	\$4.6 million
4. Misc. business, prof. & tech. services	\$3.8 million
5. Operational leasing	\$3.3 million

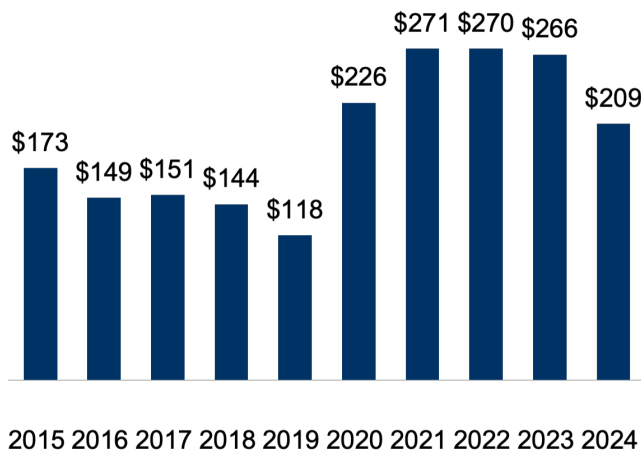


# Georgia's 10<sup>th</sup> District Exports to China

Georgia's 10<sup>th</sup> District goods and services exports to China supported **1,620** American jobs in 2023.

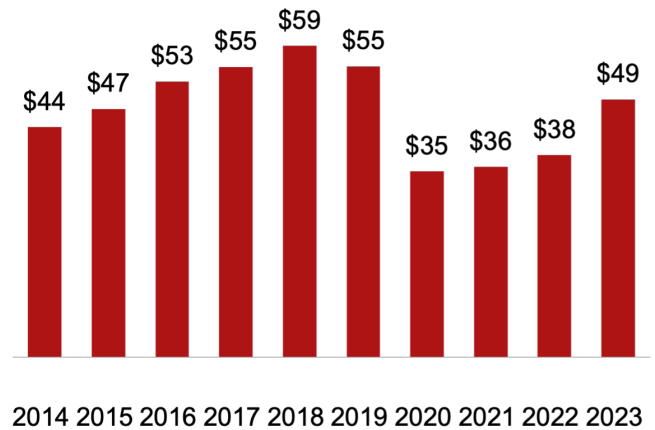
## Goods (\$ millions)

Change (2023-2024): **-21%**



## Services (\$ millions)

Growth (2022-2023): **28%**



**7%** of GA-10 global goods exports went to China in 2024

**6%** of GA-10 global services exports went to China in 2023

### Top Goods Export Markets, 2024

1. Canada	\$429 million
2. Mexico	\$389 million
3. China	\$209 million
4. Germany	\$110 million
5. Singapore	\$105 million

### Top Goods Exports to China, 2024

1. Resins & synthetic fibers	\$47 million
2. Misc. crops	\$32 million
3. Meat products	\$22 million
4. Aerospace products & parts	\$16 million
5. Electrical equipment	\$15 million

### Top Services Export Markets, 2023

1. United Kingdom	\$74 million
2. Canada	\$71 million
3. Mexico	\$49 million
4. China	\$49 million
5. India	\$40 million

### Top Services Exports to China, 2023

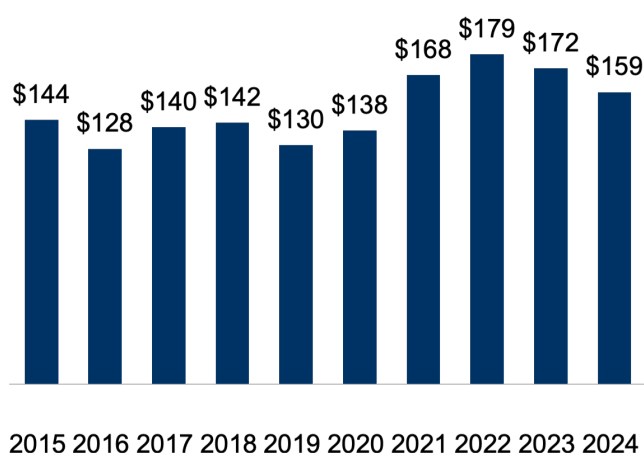
1. Education	\$24 million
2. Personal travel & tourism	\$6.6 million
3. Credit-related services	\$2.5 million
4. Business travel	\$2.4 million
5. Misc. business, prof. & tech. services	\$1.9 million

# Georgia's 11<sup>th</sup> District Exports to China

Georgia's 11<sup>th</sup> District goods and services exports to China supported **1,200** American jobs in 2023.

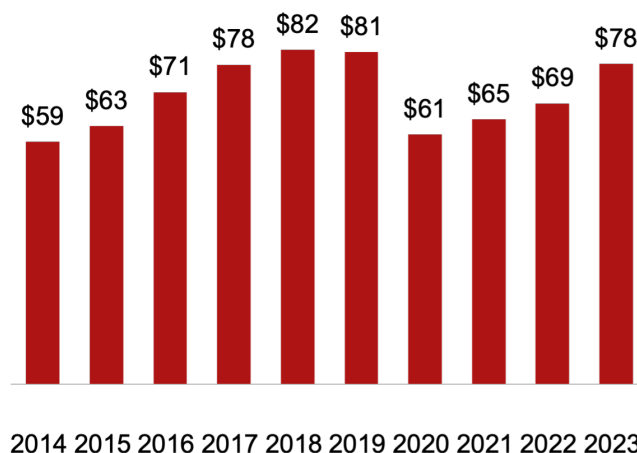
## Goods (\$ millions)

Change (2023-2024): **-8%**



## Services (\$ millions)

Growth (2022-2023): **14%**



**5%** of GA-11 global goods exports went to China in 2024

**4%** of GA-11 global services exports went to China in 2023

### Top Goods Export Markets, 2024

1. Canada	\$646 million
2. Mexico	\$423 million
3. Netherlands	\$163 million
4. China	\$159 million
5. Germany	\$134 million

### Top Goods Exports to China, 2024

1. Medical equipment & supplies	\$44 million
2. Scrap products	\$11 million
3. Aerospace products & parts	\$11 million
4. Misc. general purpose machinery	\$9.4 million
5. Navigational & meas. instruments	\$9.0 million

### Top Services Export Markets, 2023

1. Canada	\$230 million
2. United Kingdom	\$226 million
3. Ireland	\$143 million
4. Mexico	\$94 million
6. China	\$78 million

### Top Services Exports to China, 2023

1. Education	\$14 million
2. Personal travel & tourism	\$7.8 million
3. Credit-related services	\$7.7 million
4. Royalties from industrial processes	\$5.9 million
5. Misc. business, prof. & tech. services	\$5.8 million



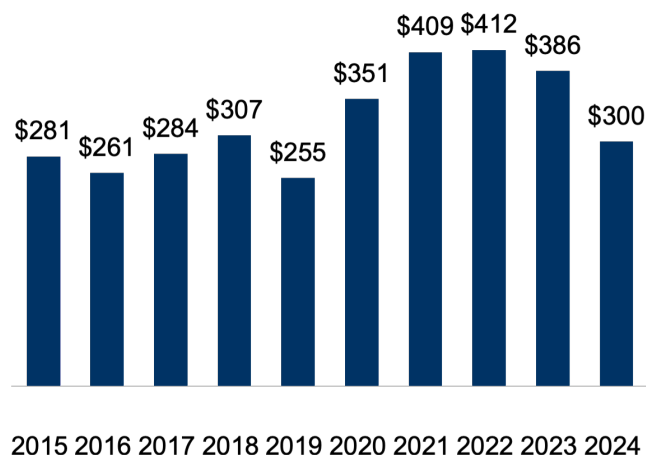
# Georgia's 12<sup>th</sup> District Exports to China

Georgia's 12<sup>th</sup> District goods and services exports to China supported **1,950** American jobs in 2023.

## Goods

(\$ millions)

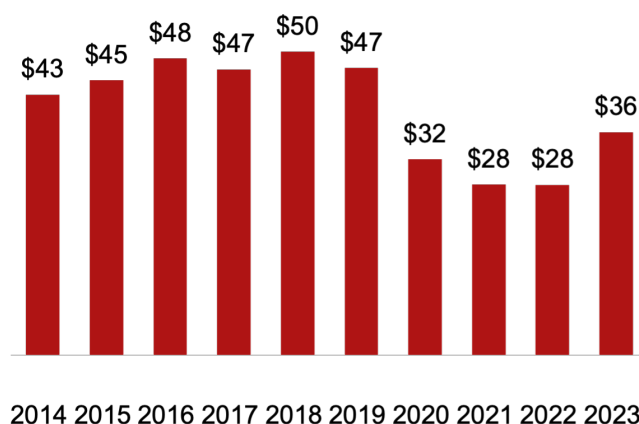
Change (2023-2024): **-22%**



## Services

(\$ millions)

Growth (2022-2023): **31%**



**9%** of GA-12 global goods exports went to China in 2024

**4%** of GA-12 global services exports went to China in 2023

### Top Goods Export Markets, 2024

1. Canada	\$592 million
2. Mexico	\$357 million
3. China	\$300 million
4. Germany	\$120 million
5. Japan	\$112 million

### Top Goods Exports to China, 2024

1. Pulp & paperboard mill products	\$94 million
2. Resins & synthetic fibers	\$42 million
3. Misc. crops	\$33 million
4. Medical equipment & supplies	\$22 million
5. Meat products	\$21 million

### Top Services Export Markets, 2023

1. United Kingdom	\$82 million
2. Canada	\$82 million
3. Mexico	\$56 million
4. China	\$36 million
5. Ireland	\$32 million

### Top Services Exports to China, 2023

1. Personal travel & tourism	\$6.3 million
2. Education	\$5.7 million
3. Operational leasing	\$3.1 million
4. Credit-related services	\$3.0 million
5. Misc. financial services	\$3.0 million

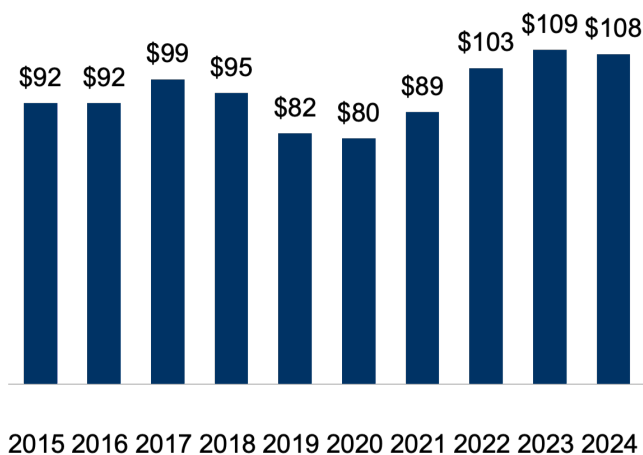


# Georgia's 13<sup>th</sup> District Exports to China

Georgia's 13<sup>th</sup> District goods and services exports to China supported **650** American jobs in 2023.

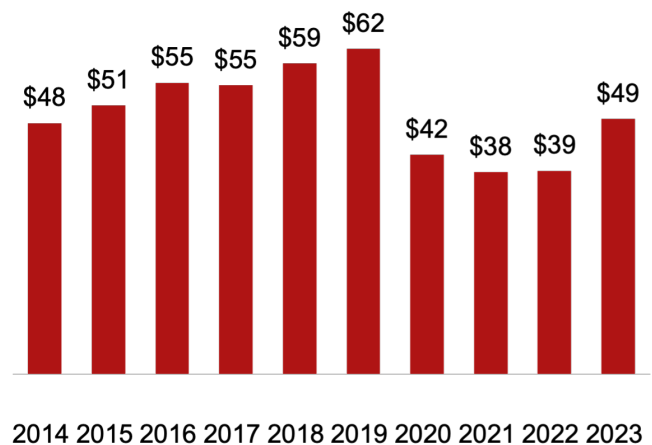
## Goods (\$ millions)

Change (2023-2024): **-1%**



## Services (\$ millions)

Growth (2022-2023): **25%**



**6%** of GA-13 global goods exports went to China in 2024

**4%** of GA-13 global services exports went to China in 2023

### Top Goods Export Markets, 2024

1. Canada	\$300 million
2. Mexico	\$265 million
3. China	\$108 million
4. Netherlands	\$73 million
5. Germany	\$68 million

### Top Goods Exports to China, 2024

1. Resins & synthetic fibers	\$33 million
2. Medical equipment & supplies	\$26 million
3. Aerospace products & parts	\$7.8 million
4. Scrap products	\$6.2 million
5. Pulp & paperboard mill products	\$5.6 million

### Top Services Export Markets, 2023

1. United Kingdom	\$117 million
2. Canada	\$112 million
3. Ireland	\$82 million
4. Mexico	\$74 million
8. China	\$49 million

### Top Services Exports to China, 2023

1. Operational leasing	\$5.4 million
2. Personal travel & tourism	\$5.2 million
3. Credit-related services	\$4.9 million
4. Misc. business, prof. & tech. services	\$4.7 million
5. Passenger fares	\$4.6 million



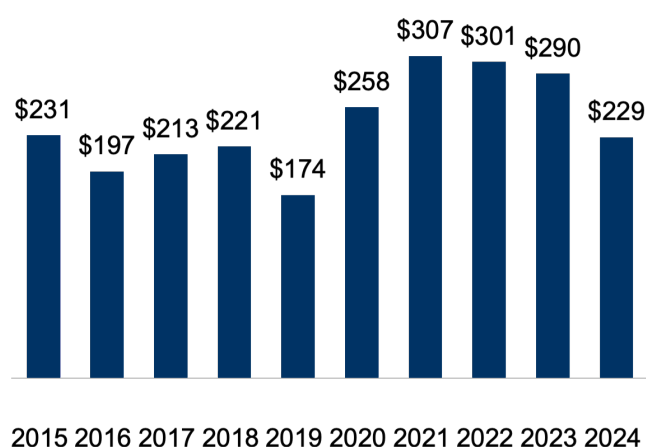
# Georgia's 14<sup>th</sup> District Exports to China

Georgia's 14<sup>th</sup> District goods and services exports to China supported **1,300** American jobs in 2023.

## Goods

(\$ millions)

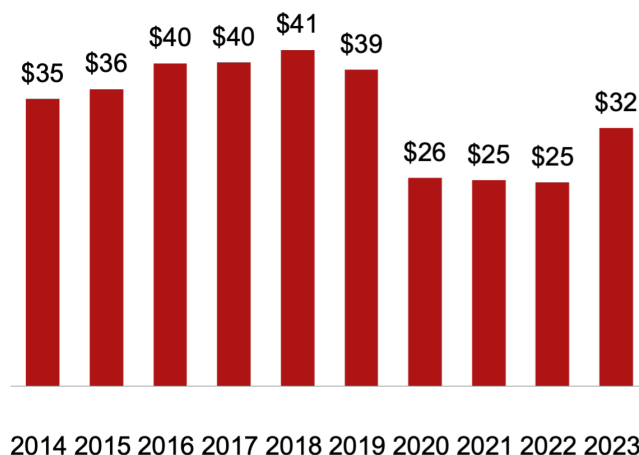
Change (2023-2024): **-21%**



## Services

(\$ millions)

Growth (2022-2023): **27%**



**7%** of GA-14 global goods exports went to China in 2024

**4%** of GA-14 global services exports went to China in 2023

### Top Goods Export Markets, 2024

1. Canada	\$597 million
2. Mexico	\$505 million
3. China	\$229 million
4. Germany	\$118 million
5. Singapore	\$107 million

### Top Goods Exports to China, 2024

1. Resins & synthetic fibers	\$58 million
2. Pulp & paperboard mill products	\$55 million
3. Misc. crops	\$18 million
4. Aerospace products & parts	\$17 million
5. Meat products	\$11 million

### Top Services Export Markets, 2023

1. United Kingdom	\$105 million
2. Canada	\$91 million
3. Mexico	\$53 million
4. Ireland	\$52 million
8. China	\$32 million

### Top Services Exports to China, 2023

1. Personal travel & tourism	\$4.8 million
2. Misc. financial services	\$3.2 million
3. Credit-related services	\$2.9 million
4. Royalties from industrial processes	\$2.5 million
5. Misc. business, prof. & tech. services	\$2.2 million